



Oireachtas Rince na Cruinne 2023



Results for Competition 28 : Girls 15 - 16

Adjudicators

Round 1

Sarah-Jayne MacLaverty

Kerry Kelly-Oster

Carol Kelly-Pirsztuk

Alan Murphy

Vicki Paulin

Round 2

Olive Burns-Crowley

Francis Curley

Tony Ferguson

Daryl Goldes

Imelda Keogh

Round 3

Ellen Boyle-Gibbons

Maureen Hegarty-Vogels

Kathleen McLaughlin-Giroux

Claire Kelly-Maxwell

Fiona Robinson

Oireachtas Rince na Cruinne 2023

Final Result for Competition 28 : Girls 15 - 16

Notes: MW = World Medal winner : R = Recaller : Score = Judges marks : IP = Irish Points (Grid Score) : FTC = Failed To Complete : * All Totals exclude High and Low scores



Card	Position @ recall	Final Place	Name/School	Status	ROUND 1 : Score/IP					ROUND 2 : Score/IP					ROUND 3 : Score/IP					1st Round Total (IP) *	2nd Round total (IP) *	3rd Round Total (IP) *	TOTAL IP *
735	(1)	1	Rose McDowell Kelly Hendry : North East Region, England	MW	98.75/60	80.25/43	97.7/60	97.5/100	78.4/47	167	95.5/100	93/56	92/37.33	96/100	97.5/100	256	90/45	89.5/33.5	98.6/100	97.5/75	83/75	195	618
764	(3)	2	Caomhe O'Halloran Aine Murphy Academy : Cuige Mumhan, Eire	MW	99.5/100	77/28	98/75	96.5/60	76.5/31	166	94.9/50	94.5/75	88/0.99	86/36	91.5/21	107	97/65	97/100	98.2/53	98/100	82.6/60	225	498
704	(2)	3	Riley Rose McNaboe Doherty Petri : USA and Ireland	MW	99/65	72.5/13	97/47	96.75/65	73.7/10	125	95.1/58	93.5/60	94/65	78.9/1	95.1/50	168	95/56	94/75	96.9/31.5	95.1/45	82.1/53	154	447
711	(5)	4	Ella Morley Turley Duggan : Cuige Chonnacht, Eire	MW	98.1/48.5	79.5/38	98.2/100	93/45	78/39	132.5	93.7/34	91.25/47	88/0.99	74.75/0.97	94.7/43	77.99	97.5/75	88.95/23.5	98.45/75	96.75/65	83.5/100	215	425.49
776	(4)	5	Olivia Delaney McGahan Lees : Southern Region, England	MW	98.25/53	82/60	97.8/65	94.5/53	74.3/17	166	94.5/39	90.5/39	90/13	80.15/8	95.7/56	91	98/100	86.95/1	98.1/50	94.75/41	82/50	141	398
752	(8)	6	Evia Hayter Blakey O'Brien : Western Region, Canada	MW	85.25/0.98	70.75/6	92.55/4	90/25.5	75.1/24	34	95.4/75	89/27.5	91/27	94/75	96/65	167.5	89/43	89.9/46	97.5/38	95.25/47	82.75/65	136	337.5
759	(7)	7	Allyson Bligh Harney Pender Keady Academy : New England Region, USA	MW	97.5/38	80/41	92/0.99	91/32	86/100	111	92.9/25.5	87.5/18.5	89/1.27	90.5/50	95.4/53	94	79.5/34	87.7/5	97.8/43	93.25/34	81.25/43	111	316
724	(6)	8	Zoe Keane Flynn O'Kane Academy : Cuige Mumhan, Eire	MW	92.5/16	81.25/50	94.8/31	93.25/47	77.8/37	115	91/1	89.6/32	92/37.33	83.9/26	96.5/75	95.33	83/37	89.9/46	87/1	91.75/27	81/39	103	313.33
775	(24)	9	Elyse Watson Gilleoghan Irish Dance Florida : Southern Region, USA	MW	98.5/56	79/35.5	94/21	84.75/3	72.7/1	59.5	94.6/41	85.75/8	88/0.99	84.75/29	93.2/33	70	96.5/60	90.5/56	98.3/56	96.5/60	77.75/12.5	172	301.5
761	(11)	10	Grace Marie Callaghan Ferry Academy : Cuige Uladh, Eire	MW	97.75/41	83/65	97.6/56	94/50	74/14	147	94.8/46	84.25/1	88/0.99	79.75/6	92.8/31	38	86/39	89.35/30	96.8/30	95.5/53	81.5/45	114	299
728	(10)	11	Caitlin Murray McConomy-Bradley-Doherty : Cuige Uladh, Eire	MW	99.25/75	71.5/9	94.3/27	91.5/34	78.1/41	102	93.9/35.5	95/100	85/0.97	93/60	86.3/0.99	96.49	77.5/31	87.9/7	96/22	96/56	79.5/26	79	277.49
741	(13)	12	Laura Caroleo Celtic Hearts : Southern Region, England	MW	96.33/32	79.25/37	92.3/1	92.6/38	76.3/30	99	95/53	85/4.5	91/27	89.5/45	88.6/6	78	88.5/41	89.45/32	97/33	93/33	80.1/31.5	98	275
709	(15)	13	Chloe Gilmurray McNelis Cunningham : Cuige Uladh, Eire	MW	92.25/14	65.5/0.98	93.1/10.5	97/75	78.5/51.5	76	92.8/24	82/0.99	92/37.33	86.75/39	93.7/34	95.33	77.75/32	89.87/43	96.7/29	88.4/6	81.1/41	102	273.33
723	(9)	14	Roisin McIntyre Callanan MacLoone O' Meara : Cuige Laighean, Eire	MW	98.1/48.5	68.75/1	94.5/29	89.75/22.5	71.9/0.99	52.5	90/0.98	88.25/23.5	95.5/100	93.5/65	95.8/60	148.5	69.5/1	88.5/14	85/1	92.5/31	80/30	45	245.99
739	(18)	15	Paula Komorek Kavanagh Porter: USA and Ireland	MW	93.25/19	75.25/21	97.2/50	90.6/30	77.9/38	89	94.1/38	87/15.5	90.25/22	82.25/18.5	87.7/2	56	75/18	89.65/36	96.2/24	93.5/35	80.5/36	95	240
718	(14)	16	Niamh Smithers Kavanagh Porter: USA and Ireland	MW	96.6/34	75.5/22	94.6/30	82.75/0.99	73.5/7.5	59.5	95.3/65	89.75/33.5	90/13	85.25/33	94.9/47	113.5	79/33	89/25	95.6/19.5	91/22	76.75/5	66.5	239.5
738	(20)	17	Ella Gavin O'Neill Blake : Cuige Laighean, Eire	MW	97.9/44	79.75/39	97.4/53	86.25/10.5	74.9/22	105	91.9/9	76/0.97	91/27	91/53	84.5/0.99	36.99	94/53	88.75/20	97.2/36	94/37	78.75/21	94	235.99
737	(17)	18	Ceallach Mackin Mona Ni Rodaigh : Cuige Uladh, Eire	MW	94.9/26	69.75/3	95/32.5	90.75/31	78.3/45	89.5	94.8/46	88/21.5	86/0.97	85.5/34	86/0.99	56.49	77/29	88.7/18.5	97.6/39	89.75/17	81.75/47	86.5	232.49
756	(39)	19	Eimear Fegan Doherty Petri : USA and Ireland	MW	86.75/0.99	65/0.98	92.2/1	90.5/29	72/0.99	2.97	92.2/16	92.5/53	87/0.98	82.5/20	94.5/41	77	82/36	92.5/65	98.4/65	92/29	80.1/31.5	132.5	212.47

Oireachtas Rince na Cruinne 2023

Final Result for Competition 28 : Girls 15 - 16

Notes: MW = World Medal winner : R = Recaller : Score = Judges marks : IP = Irish Points (Grid Score) : FTC = Failed To Complete : * All Totals exclude High and Low scores




Card	Position @ recall	Final Place	Name/School	Status	ROUND 1 : Score/IP					ROUND 2 : Score/IP					ROUND 3 : Score/IP					1st Round Total (IP) *	2nd Round total (IP) *	3rd Round Total (IP) *	TOTAL IP *
745	(21)	20	Abbie Daunt Kiely-Walsh Academy : Cuige Mumhan, Eire	MW	97.7/39	77.75/31	92.4/1.5	91.75/35	70.5/0.98	67.5	93.5/33	85.5/7	86/0.97	85.75/35	92.5/28	68	74.75/17	87.4/4	97.4/37	92.75/32	79.6/27	76	211.5
782	(22)	21	Brynn Parker The Michaela Hinds Academy : Eastern Region, Canada	MW	93.5/20	64/0.98	94.2/26	92.5/37	74.8/21	67	92.6/22	91/44	91/27	77/0.99	91.2/19	68	73.5/12	89.4/31	97.7/41	89.1/10.5	79.8/29	72	207
722	(12)	22	Emma Groves Doherty Petri : USA and Ireland	MW	94.5/24	88/100	95/32.5	83.75/1	74.1/15	71.5	95.1/58	89.8/35	92/37.33	85.15/32	94.1/37	109.33	68/1	88.6/16	84/0.99	88.5/7	78.25/17	24	204.83
717	(16)	23	Layla Kieran Mona Ni Rodaigh : Cuige Uladh, Eire	R	96.75/35	68.25/1	96.6/45	90.1/27	73.9/12.5	74.5	92/12.5	94/65	91/27	78.15/0.99	94.8/45	84.5	74/13	88/8	95/16	90.75/21	73.5/0.99	37	196
769	(23)	24	Sorcha Carter Flynn O'Kane Academy : Cuige Mumhan, Eire	R	97.9/44	81/47	92.1/1	95/56	74.5/19	110	92.2/16	86.5/12.5	87/0.98	80.25/9.5	86.6/1	23	74.24/14	89.05/26	92.8/7	94.5/39	78.3/18	58	191
703	(37)	25	Fern Farrell Claddagh Academy : Southern Region, England	R	94.75/25	68.5/1	94.4/28	90.25/28	72.6/1	54	93/28	84/1	88/0.99	82.15/17	90.7/17	35	91/47	89.8/38.5	96.5/27	92.25/30	77.6/10.5	95.5	184.49
729	(44)	26	Sophie O'Callaghan Kiely-Walsh Academy : Cuige Mumhan, Eire	R	97/36	73.5/16	92.7/6.5	91.25/33	67.3/0.97	55.5	90.2/0.99	81/0.98	79/0.97	84.5/28	90/13	14.97	92/50	89.75/37	94/12	95/43	80.25/34	114	184.47
771	(31)	27	Sofia Alducin Nassar Drake : Mexico	Aisling	96/30.5	69.5/1.33	90.4/0.98	83.5/1	80/75	32.83	92.4/19	88.75/26	91/27	88.5/43	83.6/0.98	72	76.25/25	89.55/35	97.1/34.5	89.1/10.5	78.35/19	78.5	183.33
780	(30)	28	Ciara Sweeney Kavanagh Porter: USA and Ireland	R	91/11	77.5/30	95.4/36	87.5/16	79/60	82	91.8/6.5	85.25/6	90/13	75.75/0.98	91.7/22	25.5	71.25/4	90/53	96.9/31.5	91.6/26	77.9/14	71.5	179
750	(25)	29	Amy Preston Mona Ni Rodaigh : Cuige Uladh, Eire	R	95.75/29	78.25/33	96.45/43	92.9/43	78.6/56	119	91.6/4.5	84.5/1.5	89/1.27	79/1	89.5/11	7.27	75.75/22	87.25/2	95.6/19.5	88.25/5	80.75/38	46.5	172.77
765	(28)	30	Jayda Nsajja McGahan Lees : Southern Region, England	R	88.75/1	76.5/26	95.6/37	88/17.5	68.5/0.97	44.5	94.7/43	86.75/14	89.5/4	82/16	94/36	66	77.25/30	86.7/1	97.9/45	90.25/19	77.75/12.5	61.5	172
740	(48)	31	Ciara Mc Kelvey McNelis Cunningham : Cuige Uladh, Eire	R	93.9/21	72.25/12	94.1/22.5	89.75/22.5	66.7/0.97	55.5	89.2/0.97	81.5/0.99	89/1.27	84/27	84.2/0.98	3.24	80/35	89.95/50	96.4/26	90.5/20	82.5/56	111	169.74
705	(36)	32	Madison Pennington Rince Na Tiarna : Mid Atlantic Region, USA	R	85.5/0.98	76.25/25	93.8/19	80.75/0.98	71.7/0.98	20.97	93.3/31.5	85/4.5	90/13	84.9/30	92.3/26	69	76.3/26	89.5/33.5	95.4/18	89.3/13	80.15/33	77	166.97
708	(43)	33	Robyn Dempsey Onórach Mulhern Geraghty : USA & Ireland	R	92.5/16	63.5/0.98	91/0.98	81.25/0.98	74.4/18	17.97	92.6/22	91.5/50	89/1.27	76.3/0.98	92.7/30	53.27	74.3/15	91/60	97.1/34.5	93.75/36	76.6/4	85.5	156.74
710	(33)	34	Zoe Janowski Bellator Academy : Mid America Region, USA	R	81.5/0.97	64.5/0.98	95.8/38	79.5/0.98	67.5/0.97	2.93	93.9/35.5	81/0.98	92/37.33	86.25/37	91.3/20	92.5	75.3/20	88.25/10	96.3/25	91.2/23	78.2/16	59	154.43
706	(26)	35	Imani Johnson Burke Connolly Academy : Southern Region, USA	R	90/4	80.5/45	92.1/1	84.5/2	74.2/16	22	91.9/9	89.5/30.5	93.5/58	86.5/38	92.6/29	97.5	72/6	88.95/23.5	95.9/21	88.1/4	74.75/1	31	150.5
783	(53)	36	Holly Softe Joanne Kavanagh Academy : Cuige Laighean, Eire	R	94/22	57/0.97	93.2/12	86.5/12	72.9/1	25	90.7/0.99	88.25/23.5	91.5/32	74/0.97	82.4/0.97	25.46	76/23	89.8/38.5	98.35/60	94.25/38	77.3/8	99.5	149.96
720	(19)	37	Ella Grace Mollmann Clann Lir Academy : New England Region, USA	R	95.25/27	81.5/53	94.1/22.5	83.25/0.99	74.6/20	69.5	89.2/0.97	90/36.5	92/37.33	77.15/0.99	94.4/39	74.82	66/0.99	87/1	88/2	86/0.99	79/22	3.99	148.31
747	(32)	38	Cara Jane Hart Flynn O'Kane Academy : Cuige Mumhan, Eire	R	88.75/1	72.75/14	96.2/41	89/20	77.6/35	69	91.8/6.5	83/0.99	93.5/58	79.25/3	91/18	27.5	72.75/7.5	88.9/22	86/1	89.25/12	79.1/23	41.5	138

Oireachtas Rince na Cruinne 2023

Final Result for Competition 28 : Girls 15 - 16


Notes: MW = World Medal winner : R = Recaller : Score = Judges marks : IP = Irish Points (Grid Score) : FTC = Failed To Complete : * All Totals exclude High and Low scores

Card		Position @ recall	Final Place	Name/School	Status	ROUND 1 : Score/IP					ROUND 2 : Score/IP					ROUND 3 : Score/IP					1st Round Total (IP) *	2nd Round total (IP) *	3rd Round Total (IP) *	TOTAL IP *										
																				Sarah-Jayne MacLavery	Kerry Kelly-Oster	Carol Kelly-Pirsztuk	Alan Murphy	Vicki Paulin	Olive Burns-Crowley	Francis Curley	Tony Ferguson	Daryl Goldes	Imelda Keogh	Ellen Boyle-Gibbons	Maureen Hegarty-Vogels	Claire Kelly-Maxwell	Kathleen McLaughlin-Giroux	Fiona Robinson
726	(27)	39	Abbie Mae McGrath Callanan MacLoone O' Meara : Cuige Mumhan, Eire	R	97.25/37	76.75/27	95.1/34	89.9/24	78.2/43	98	89.9/0.98	83/0.99	91/27	78.4/1	90.2/14	15.99	75.5/21	88.45/13	93.6/10	87.5/1	74/1	24	137.99											
730	(47)	40	Lilly Tully Hession : Cuige Chonnacht, Eire	R	93/18	75.75/23	93.9/20	89.5/21	72.5/1	59	89.3/0.98	82/0.99	89/1.27	90/47	86.8/1	3.25	84/38	89.85/41	93/8	88/3	79.25/24	70	132.25											
712	(34)	41	Erin Stethem McGing : Mid America Region, USA	R	90.25/6.5	81.75/56	91.3/0.99	82.5/0.99	71/0.98	8.48	93.3/31.5	89/27.5	92.5/46	75.9/0.98	92.4/27	86	72.75/7.5	88.7/18.5	94.6/14	89.55/16	76.3/2	37.5	131.98											
733	(41)	42	Sara Winters Cross Keys : Mid America Region, USA	R	84.25/0.98	69.5/1.33	91.5/0.99	84.25/1	70.8/0.98	2.97	92.5/20	84/1	93/51.5	83/22	93/32	74	71.75/5	86.8/1	98/47	90/18	79.75/28	51	127.97											
714	(29)	43	Greta Overcash DeNogla Academy : Southern Region, England	R	84.75/0.98	60.5/0.97	92.5/3	81.75/0.99	72.3/0.99	2.96	91.1/1	91/44	95/75	83.25/23	94.3/38	105	73.1/10	87.75/6	93.8/11	87.1/1	75.5/1	17	124.96											
702	(35)	44	Ella Ferris Doherty Petri : USA and Ireland	R	94.25/23	62.5/0.98	92.3/1	92.75/41	75.8/28	52	92/12.5	88.5/25	90/13	76/0.98	90.4/15	40.5	70.25/1	89.25/28	90/3	91.8/28	76.25/1	32	124.5											
754	(40)	45	Rebecca O'Callaghan Kiely-Walsh Academy : Cuige Mumhan, Eire	R	87/0.99	79/35.5	95.2/35	92/36	70/0.98	71.49	91/1	82.5/0.99	92.5/46	78.75/1	88.4/5	6.99	76.5/27	88.1/9	91.4/5	91.5/25	77.6/10.5	44.5	122.98											
731	(52)	46	Sloane Tougas Possak Hampshire : Western Region, Canada	R	90.5/8	66.75/0.99	96/39	83.5/1	72.3/0.99	9.99	94/37	79/0.97	87/0.98	87/41	88/3	40.98	74.5/16	89.2/27	96.6/28	91.25/24	78.5/20	71	121.97											
721	(38)	47	Roisin Douglas Curley Brennan : Cuige Laighean, Eire	R	96.5/33	78.75/34	93.1/10.5	87.25/15	72.3/0.99	58.5	88.4/0.97	87.75/20	90/13	81.75/15	84.9/0.99	28.99	71/3	86.1/1	92/6	89.4/14	78/15	23	110.49											
713	(42)	48	Katie Heneghan Aine Murphy Academy : Cuige Mumhan, Eire	R	87.75/0.99	71/7	93.6/17	88.25/19	76.8/32	43	87.2/0.97	87/15.5	90/13	76.6/0.98	92.1/25	29.48	76.2/24	88.35/11	94.8/15	87.6/1	75.75/1	27	99.48											
770	(45)	49	Lauren Rendel McDade-Cara : Mid Atlantic Region, USA	R	90.25/6.5	61/0.97	89.2/0.97	86/9	73.8/11	16.47	92.6/22	89.25/29	92/37.33	78.6/1	87.2/1	52	70.75/2	89.3/29	87.4/1	86.75/1	79.3/25	28	96.47											
767	(54)	50	Gabriella Panther McNamara McCarthy : Mid America Region, USA	R	95.5/28	68/0.99	90.8/0.98	85/4	73.4/6	10.99	89.7/0.98	89.5/30.5	90/13	82.25/18.5	84.7/0.99	32.49	76.75/28	86.6/1	94.4/13	95.4/50	77.25/7	48	91.48											
779	(46)	51	Brooke Laura McCrudden McConomy-Bradley-Doherty : Cuige Uladh, Eire	R	91.5/12	66.5/0.99	92.8/8	80.25/0.98	72.5/1	9.98	92.9/25.5	87.25/17	91/27	76.9/0.99	89.3/10	52.5	68.75/1	88.55/15	95.2/17	88.6/8	76.5/3	26	88.48											
753	(56)	52	Anna Reed Celtic Steps : Western Region, USA	R	83.75/0.98	66.25/0.99	93.45/15	86.25/10.5	79.5/65	26.49	90.6/0.99	83.5/1	90/13	80.75/11	82.7/0.97	12.99	73/9	88.65/17	96.1/23	87.75/2	80.65/37	49	88.47											
743	(50)	53	Kayla Mc Kiernan O'Neill Blake : Cuige Chonnacht, Eire	R	90.1/5	74.75/19	92.7/6.5	92.7/39	73/2	30.5	92.3/18	90/36.5	88/0.99	79.5/4	83.5/0.98	22.99	75.25/19	86/0.99	91/4	88.75/9	80.3/35	32	85.49											
732	(55)	54	Izzy Grace Ciesla Dennehy Mayer : Mid America Region, USA	R	90.75/9	77.25/29	93.7/18	78.1/0.97	71.2/0.98	27.98	89.4/0.98	78/0.97	90/13	83.5/24	84/0.98	14.96	70/1	88.8/21	93.4/9	89.5/15	77.5/9	33	75.94											
701	(51)	55	Alexis Rose Baffa Academy : Southern Region, USA	R	82.5/0.97	70.5/5	89.7/0.98	81.5/0.99	71.8/0.98	2.94	91/1	90.75/41	89/1.27	83.75/25	92/24	50.27	73.25/11	88.4/12	86.6/1	87/1	76.8/6	18	71.21											
773	(49)	56	Mya Bell Bellator Academy : Mid America Region, USA	R	83/0.98	78/32	93/9	84/1	77/33	42	93/28	82.75/0.99	90/13	77.6/0.99	85.2/0.99	14.98	70.5/1	87.35/3	85.4/1	87.25/1	76/1	3	59.98											
716	(57)	57	Ciara Leddy Scoil Rince Saoirse : Mid Atlantic Region, USA		84/0.98	62.25/0.98	91.7/0.99	80/0.98	75.2/25	2.95	88.9/0.97	88/21.5	92/37.33	75.85/0.98	89.8/12	34.48							37.42											

Oireachtas Rince na Cruinne 2023

Final Result for Competition 28 : Girls 15 - 16

Notes: MW = World Medal winner : R = Recaller : Score = Judges marks : IP = Irish Points (Grid Score) : FTC = Failed To Complete : * All Totals exclude High and Low scores

																						
			Sarah-Jayne MacLavery	Kerry Kelly-Oster	Carol Kelly-Prisztuk	Alan Murphy	Vicki Paulin	1st Round Total (IP) *	Olive Burns-Crowley	Francis Curley	Tony Ferguson	Daryl Goldes	Imelda Keogh	2nd Round total (IP) *	Ellen Boyle-Gibbons	Maureen Hegarty-Vogels	Claire Kelly-Maxwell	Kathleen McLaughlin-Giroux	Fiona Robinson	3rd Round Total (IP) *	TOTAL IP *	
Card	Position @ recall	Final Place	Name/School	Status	ROUND 1 : Score/IP					ROUND 2 : Score/IP					ROUND 3 : Score/IP							
768	(76)	76	Caitlin Schultz Newry Studio : South Australia		86/0.99	76/24	86.8/0.97	81/0.98	73.2/4	5.97	88.8/0.97	78.75/0.97	87/0.98	75/0.97	83.3/0.98	2.92						8.89
781	(77)	77	Lauren Cullinan Scoil Rince Saoirse : Mid Atlantic Region, USA		87.25/0.99	67/0.99	89.8/0.98	84/1	72.4/0.99	2.97	91.9/9	84.75/3	87/0.98	75.25/0.97	82.6/0.97	4.95						7.93
734	(78)	78	Cora Reynolds Schade : Mid Atlantic Region, USA		89.75/3	71.25/8	89.8/0.98	82/0.99	67/0.97	4.96	90.7/0.99	77/0.97	82/0.97	77.5/0.99	85.4/0.99	2.95						7.91
763	(79)	79	Molly Smith Kelly Hendry : North East Region, England		86.25/0.99	69/1	91.8/0.99	82.5/0.99	75.4/26	2.98	88.7/0.97	81.75/0.99	86/0.97	79.15/2	88.1/4	3.96						6.94
744	(80)	80	Lillian Cimbara Teelin School : Southern Region, USA		81.25/0.97	65.75/0.99	89.1/0.97	77/0.97	77.7/36	2.93	86.6/0.97	76.5/0.97	89/1.27	85/31	83/0.98	3.21						6.14
742	(81)	81	Monica Tokar Doherty Petri : USA and Ireland		81.75/0.97	71.75/10	89.9/0.98	79/0.97	72.5/1	2.95	91.1/1	79.5/0.98	89/1.27	75.5/0.97	87/1	2.97						5.92
727	(82)	82	Peyton Lynch Lenihan School : New England Region, USA		89.25/1	67.75/0.99	90/0.98	80.5/0.98	71.9/0.99	2.96	89.6/0.98	80/0.98	80/0.97	81.5/14	85/0.99	2.95						5.91
762	(83)	83	Aine Moroney Ceim Oir : Southern Region, England		89/1	62/0.98	91.6/0.99	79/0.97	69/0.97	2.94	88/0.97	79.75/0.98	87/0.98	76.5/0.98	83.8/0.98	2.94						5.88

Thank you for choosing www.feisresults.com

Oireachtas Rince na Cruinne 2023

Result for Qualifying Competition 28A : Girls 15 - 16 - A

Number entered: 82 : Number danced: 77 : Number Recalled: 41 : IP = Irish Points (Grid Score) : * Total excludes High and Low scores : FTC = Failed To Complete

			ROUND 1					ROUND 2					
			Kristin Butke-Zagorski	Orla McCafferty-Doherty	Janey McGardle-Ryan	Kate O'Neill-Wosczyzna	Kieran Rogers	Julia Bell	Chris Carswell	Shealagh Hallissey	Eileen McLaughlin	Katie Stegeman	
			Rank	Entry	Name	Mark/IP	Mark/IP	Mark/IP	Mark/IP	Mark/IP	Mark/IP	Mark/IP	Mark/IP
1	583	Rose McDowell Kelly Hendry : North East Region, England	94/60	91/75	96.5/75	93.9/3	88.5/100	97/100	90/75	98/100	97/100	94.6/41	485.000
2	511	Riley Rose McNaboe Doherty Petri : USA and Ireland	97/75	92/100	97/100	98/36	87/65	96.6/65	89.4/50	96/60	95/60	91.8/31	410.000
3	655	Elyse Watson Gilleoghan Irish Dance Florida : Southern Region, USA	97.5/100	89.9/60	92.25/47	99.4/100	86.8/60	91/41	87.9/8.5	97/75	92.75/53	92.8/35	349.000
4	603	Kayla Mc Kiernan O'Neill Blake : Cuige Chonnacht, Eire	90.5/39	90.5/65	93/53	98.8/47	86.5/53	89/37	89.15/39	91.6/9	91.25/39	97.4/65	268.000
5	621	Evia Hayter Blakey O'Brien : Western Region, Canada	95/65	86/21	80/1	99.2/60	86/50	82.2/15	89.2/41	94.8/35	96.5/75	92.4/33	240.000
6	533	Ella Morley Turley Duggan : Cuige Chonnacht, Eire	92/56	89.5/53	90/27	97.5/33	88/75	96.8/75	88.6/27	92.8/18	92.25/47	89.2/20	236.000
7	545	Niamh Smithers Kavanagh Porter: USA and Ireland	90.6/41	87.1/32	79.5/1	96.6/25	85/35	94/47	92/100	87.4/0.98	90.5/36	97/60	235.000
8	595	Paula Komorek Kavanagh Porter: USA and Ireland	86.8/12	88.25/45	90/27	97.3/32	84.75/33	90/39	88.55/26	95/38	96/65	98.6/100	234.000
9	551	Emma Groves Doherty Petri : USA and Ireland	90.4/38	87.9/37.5	96/65	97/28	84.5/29	87/33	87.85/6.5	95.9/56	91/38	98/75	231.500
10	569	Sophie O'Callaghan Kiely-Walsh Academy : Cuige Mumhan, Eire	89.6/33	89.7/56	90.5/33	99/50	83.75/26	95/53	87.2/0.99	93.8/26	92/45	95/43	230.000
11	589	Ceallach Mackin Mona Ni Rodaigh : Cuige Uladh, Eire	90.2/37	86.5/27	92/44	98.5/41	85.75/47	96/60	89.8/56	92.5/17	89/30	87/12	225.000
12	643	Jayda Nsajja McGahan Lees : Southern Region, England	87.1/14	86.95/30	90.5/33	96.4/23	86.75/56	93/45	89.05/37	95.6/50	91.5/41	95.6/47	219.000
13	637	Gracie Massery Lavin-Cassidy : Mid America Region, USA	88.1/21	86.1/22	91/38	99.1/56	84.8/34	95.2/56	88.4/22	94.2/30	90/34.5	96.6/56	214.500
14	543	Layla Kieran Mona Ni Rodaigh : Cuige Uladh, Eire	91.6/53	85.9/19	94.5/60	96/18.5	83.5/24.5	92/43	89.25/43	93/21	92.5/50	89/19	203.500

Oireachtas Rince na Cruinne 2023

Result for Qualifying Competition 28A : Girls 15 - 16 - A


Number entered: 82 : Number danced: 77 : Number Recalled: 41 : IP = Irish Points (Grid Score) : * Total excludes High and Low scores : FTC = Failed To Complete

			ROUND 1					ROUND 2					
			Kristin Butke-Zagorski	Orla McCafferty-Doherty	Janey McGardle-Ryan	Kate O'Neill-Wosczyzna	Kieran Rogers	Julia Bell	Chris Carswell	Shealagh Hallissey	Eileen McLaughlin	Katie Stegeman	
			Rank	Entry	Name	Mark/IP	Mark/IP	Mark/IP	Mark/IP	Mark/IP	Mark/IP	Mark/IP	Mark/IP
15	645	Gabriella Panther McNamara McCarthy : Mid America Region, USA	91.2/47	87.5/34	90.5/33	97.01/29	85.7/44	85.6/29	88.3/19.5	94.6/33	93/56	91.4/30	203.000
16	611	Molly Nadile Trigg Academy : Southern Region, USA	88.2/22	86.6/28	91/38	92/1	85.1/36	89.6/38	89.3/45	95.3/43	87/17	90/24	191.000
17	609	Orlaith Henderson Caroline Greene School : Scotland	89.5/32	88.4/47	88/17.5	99.05/53	84.7/32	82.6/17	88.85/33	94.4/32	88.75/29	81/1	189.000
18	559	Abbie Mae McGrath Callanan MacLoone O' Meara : Cuige Mumhan, Eire	89.8/34	88.1/41	87/11.5	96.1/20	85.5/38.5	83/19	89.75/53	93.6/24	89.25/31	94/38	185.500
19	625	Rebecca O'Callaghan Kiely-Walsh Academy : Cuige Mumhan, Eire	90.8/43	87.7/35	84/4	94.4/8	85.25/37	88/36	88.9/34	95.2/41	89.75/33	85.6/6	183.000
20	669	Brynn Parker The Michaela Hinds Academy : Eastern Region, Canada	84.8/1	82.4/0.99	90.5/33	98.1/37	85.7/44	84.6/25	89.35/47	94.1/29	91.75/43	93.6/37	180.000
21	667	Ciara Sweeney Kavanagh Porter: USA and Ireland	89.3/30	87.8/36	92/44	98.3/38	84.6/30.5	82.8/18	89.1/38	93.7/25	87.6/21.5	87.2/13	169.000
22	577	Sara Winters Cross Keys : Mid America Region, USA	87.8/19	84/5	84/4	97.7/35	82.75/17.5	85/27	89.9/60	95.4/45	86.5/14	96.4/53	166.500
23	629	Eimear Fegan Doherty Petri : USA and Ireland	85.2/3	88.2/43	93/53	94.6/9	84.6/30.5	87.4/34	87.6/1	93.9/27	88.25/25.5	88.4/17	152.000
24	557	Claire Cromheecke Lavin-Cassidy : Mid America Region, USA	86.4/10	86.25/24	88/17.5	92.1/1	83.25/22.5	86/30	88.35/21	94/28	89.5/32	96/50	140.000
25	575	Izzy Grace Ciesla Dennehy Mayer : Mid America Region, USA	89.4/31	87.9/37.5	91/38	99.3/75	84.25/28	84/22	88.5/24.5	90.4/1	84.75/1	82/1	130.496
26	659	Lily Fall Kinsella : Mid America Region, USA	88.4/23.5	83/1	90.25/30	93.1/1	82.15/10	86.2/31	88.75/30.5	95.5/47	88.5/27.5	92.6/34	129.998
27	641	Molly Smith Kelly Hendry : North East Region, England	87.4/16	86.4/26	88/17.5	95.5/14	81.7/3	84.8/26	88.95/35	95.7/53	87.1/18	85.2/5	126.500
28	647	Sorcha Carter Flynn O'Kane Academy : Cuige Mumhan, Eire	87.5/17	88.8/50	90/27	97.1/30	83/19.5	71.6/0.98	88/11.5	92.3/15	87.6/21.5	91/29	124.500

Oireachtas Rince na Cruinne 2023

Result for Qualifying Competition 28A : Girls 15 - 16 - A

Number entered: 82 : Number danced: 77 : Number Recalled: 41 : IP = Irish Points (Grid Score) : * Total excludes High and Low scores : FTC = Failed To Complete

			ROUND 1					ROUND 2					
			Kristin Butke-Zagorski	Orla McCafferty-Doherty	Janey McGardle-Ryan	Kate O'Neill-Wosczyzna	Kieran Rogers	Julia Bell	Chris Carswell	Shealagh Hallissey	Eileen McLaughlin	Katie Stegeman	
			Rank	Entry	Name	Mark/IP	Mark/IP	Mark/IP	Mark/IP	Mark/IP	Mark/IP	Mark/IP	Mark/IP
29	631	Ciara Brennan Mona Ni Rodaigh : Cuige Uladh, Eire	86.6/11	87/31	89.75/23.5	96/18.5	83.1/21	80.2/7.5	88.8/32	94.9/36.5	87.25/19	82.4/1	121.500
30	531	Zoe Janowski Bellator Academy : Mid America Region, USA	90/36	83.75/4	81/1	95.8/16	82/7.5	84.4/24	88/11.5	96.1/65	90.75/37	92.2/32	120.500
31	651	Sofia Alducin Nassar Drake : Mexico	91.4/50	83.2/1	90.75/36	96.2/21	85.5/38.5	82.4/16	86.6/0.98	90.8/1	85.1/2.5	94.2/39	114.998
32	517	Imani Johnson Burke Connolly Academy : Southern Region, USA	91/45	85/10	70.5/0.99	98.7/45	82.25/12.5	94.4/50	87.95/10	89.9/0.99	86.6/15	86.8/11	103.500
33	657	Aislinn O'Byrne Hession : Cuige Chonnacht, Eire	84.6/1	85.95/20	90.5/33	94.2/6	82.75/17.5	79.6/4	88.65/28	94.3/31	88/24	84.4/3	99.500
34	541	Ciara Leddy Scoil Rince Saoirse : Mid Atlantic Region, USA	88.4/23.5	86.75/29	82/1	94/4	83/19.5	82/14	86.95/0.99	91/2.5	90/34.5	95.2/45	98.000
35	649	Lauren Rendel McDade-Cara : Mid Atlantic Region, USA	88.5/25	82.2/0.99	89.5/22	98.4/39	80.75/1	86.6/32	87.35/0.99	90.1/1	87.75/23	88.8/18	89.982
36	537	Greta Overcash DeNogla Academy : Southern Region, England	88/20	83.1/1	83/1.5	95.6/15	81.5/1	83.8/21	88.5/24.5	92.9/19.5	88.5/27.5	89.8/23	85.999
37	653	Mya Bell Bellator Academy : Mid America Region, USA	89/27.5	85.75/18	87.5/14.5	97.6/34	83.25/22.5	87.6/35	86.35/0.98	90.2/1	83/0.99	87.6/15	84.980
38	639	Aine Moroney Ceim Oir : Southern Region, England	85.4/4	84.3/8	90/27	96.5/24	82.2/11	73.4/0.99	88.45/23	94.9/36.5	85.8/9	86.2/9	84.000
39	607	Lillian Cimbora Teelin School : Southern Region, USA	82.4/0.99	82.3/0.99	83/1.5	97.2/31	82.1/9	85.2/28	87.25/0.99	94.7/34	85.75/8	93.4/36	81.489
40	617	Niamh Dann The Carson Academy : Cuige Uladh, Eire	84.4/1	88/39	90/27	93.7/2	82.5/14.5	81.8/13	87.7/1	95.1/39	83.75/1	87.4/14	71.500
41	623	Anna Reed Celtic Steps : Western Region, USA	89.9/35	85.6/17	81/1	95.4/13	81.25/1	79.4/3	88.15/15	92.1/14	86.1/11	90.2/25	70.997
42	661	Casey Bartley McInerney : New England Region, USA	83.1/1	86.3/25	87.25/13	99.25/65	81.51/1	79.8/5	88.2/16	91.7/10.5	84.6/1	89.6/22	70.500

Oireachtas Rince na Cruinne 2023

Result for Qualifying Competition 28A : Girls 15 - 16 - A

Number entered: 82 : Number danced: 77 : Number Recalled: 41 : IP = Irish Points (Grid Score) : * Total excludes High and Low scores : FTC = Failed To Complete

			ROUND 1					ROUND 2					
			Kristin Butke-Zagorski	Orla McCafferty-Doherty	Janey McGardle-Ryan	Kate O'Neill-Wosczyzna	Kieran Rogers	Julia Bell	Chris Carswell	Shealagh Hallissey	Eileen McLaughlin	Katie Stegeman	
			Rank	Entry	Name	Mark/IP	Mark/IP	Mark/IP	Mark/IP	Mark/IP	Mark/IP	Mark/IP	Mark/IP
43	597	Dahlia Pantalena Marie Moore : Mid Atlantic Region, USA	83.4/1	85.3/14	85/8	95.9/17	82.25/12.5	84.2/23	89/36	91.5/8	84.5/1	77.6/0.99	66.497
44	515	Anabelle Wormald Nadine Martin Academy : North West Region, England	86/7.5	84.2/7	70/0.98	92.4/1	84/27	80.2/7.5	89.95/65	91.1/4	88.25/25.5	85.8/7	55.494
45	633	Madison Schomisch The Academy : Mid America and Western Australia	86/7.5	85.5/16	87/11.5	89.6/0.99	85.6/41	74.6/0.99	87.55/1	92.9/19.5	86.75/16	76.4/0.99	52.983
46	591	Kensington Kirk Brady Academy : New England Region, USA	82.8/0.99	81/0.98	89/20.5	94.8/10	82/7.5	70.2/0.98	86.9/0.99	93.2/23	87.5/20	86.6/10	49.473
47	523	Keira Martin Dennehy Mayer : Mid America Region, USA	87/13	82.1/0.99	93/53	95/11	80.25/0.99	83.6/20	88.05/13	89/0.99	84.1/1	76.6/0.99	39.964
48	547	Sydney Jones Celtic Steps : Western Region, USA	89/27.5	83.3/1	84.5/6.5	90.8/0.99	81.75/4.5	81/11	88.1/14	88.1/0.98	84/1	90.8/28	37.993
49	581	Ciara Cromie Schade : Mid Atlantic Region, USA	88.8/26	83.5/2	84.5/6.5	90/0.99	80.25/0.99	74/0.99	88.7/29	92.4/16	86/10	78.4/0.99	36.476
50	527	Lucy Meehan Steel : Western Region, Canada	89.2/29	82.6/1	78/0.99	94.1/5	80.75/1	76.8/1	88.3/19.5	91/2.5	85.6/6.5	90.6/27	35.483
51	665	Nadene Metcalfe Goggin-Carroll : Eastern Region, Canada	83.8/1	87.4/33	87.5/14.5	90.7/0.99	82.7/16	69.6/0.98	87.6/1	89.7/0.99	85.6/6.5	77.4/0.99	34.465
52	635	Kelsey Deriso Harney Pender Keady Academy : New England Region, USA	80.8/0.98	84.4/9	88/17.5	98.6/43	79.75/0.99	80.4/9	87.8/4.5	89.6/0.99	82.25/0.99	75/0.98	33.953
53	601	Reilly Savage McGrath Morgan Academy : Southern Region, USA	86.2/9	85.1/11	84/4	92.5/1	83.5/24.5	75/0.99	87.9/8.5	90.7/1	82/0.99	84/2	27.985
54	573	Grace Meaney Triggle Academy : Southern Region, USA	81.2/0.99	86.2/23	89/20.5	86.3/0.98	78.75/0.98	75.6/0.99	87.75/2.5	89.5/0.99	85.25/4	80/1	26.942
55	619	Anna Jackson Sue Fay Healy : Eastern Region, Canada	80/0.98	81.75/0.99	80/1	96.9/27	79/0.98	81.4/12	87.55/1	91.7/10.5	83.25/0.99	89.4/21	26.450
56	549	Mischa Lamond McQuade : Scotland	83.2/1	85.4/15	81/1	93.6/1	82.5/14.5	79/1	87.4/1	91.3/6	82.5/0.99	88/16	24.488

Oireachtas Rince na Cruinne 2023

Result for Qualifying Competition 28A : Girls 15 - 16 - A

Number entered: 82 : Number danced: 77 : Number Recalled: 41 : IP = Irish Points (Grid Score) : * Total excludes High and Low scores : FTC = Failed To Complete

			ROUND 1					ROUND 2					
			Kristin Butke-Zagorski	Orla McCafferty-Doherty	Janey McGardle-Ryan	Kate O'Neill-Wosczyzna	Kieran Rogers	Julia Bell	Chris Carswell	Shealagh Hallissey	Eileen McLaughlin	Katie Stegeman	
			Rank	Entry	Name	Mark/IP	Mark/IP	Mark/IP	Mark/IP	Mark/IP	Mark/IP	Mark/IP	Mark/IP
57	615	Cahaya Kathleen Cramer O'Connor-Barton Irish Dance : United Arab Emirates	85.8/6	81.2/0.98	79/0.99	96.7/26	81.6/2	78.6/1	87.45/1	91.9/12	86.25/12.5	79.4/1	22.981
58	571	Sela Shanelaris Murray Academy : New England Region, USA	82.6/0.99	85.2/12	89.75/23.5	94.3/7	81/1	72.4/0.99	86.85/0.99	90/0.99	83.5/1	74/0.98	22.946
59	553	Francesca Santoro Francis Academy : Mid Atlantic Region, USA	83.6/1	83.2/1	86/9.5	95.2/12	81.5/1	78/1	87.3/0.99	92/13	81/0.98	86/8	21.482
60	563	Colleen Kustermans Wilson-Bryson-Dennis School : Eastern Region, Canada	87.2/15	85.25/13	77/0.99	92.7/1	80/0.99	77/1	87/0.99	87.7/0.98	85/1	78/0.99	17.948
61	585	Aoibhinn Reidy Fisher-McLeod : Western Region, USA	85.6/5	83.65/3	74/0.99	93.2/1	81.75/4.5	80/6	88.25/17.5	90.6/1	84.25/1	80.2/1	16.490
62	613	Nieve Howard Bellator Academy : Mid America Region, USA	82/0.99	80.4/0.98	86/9.5	91.3/0.99	81.1/1	80.6/10	87.8/4.5	89.3/0.99	85.5/5	85/4	16.470
63	509	Kendall Smith McGrath Morgan Academy : Southern Region, USA	84/1	83/1	68/0.98	93/1	80/0.99	77.4/1	88.75/30.5	91.4/7	83.1/0.99	83.4/1	11.971
64	663	Abby Keener Heritage Irish Dance Company : Mid Atlantic Region, USA	85/2	82.5/1	91.5/41	91.2/0.99	81.8/6	71.8/0.98	87.85/6.5	90.8/1	83.6/1	75.6/0.98	11.961
65	529	Ila Zollo Harney Pender Keady Academy : New England Region, USA	81.4/0.99	82.75/1	78/0.99	96.3/22	79.25/0.98	73.8/0.99	87.4/1	91.2/5	86.25/12.5	78.2/0.99	9.943
66	535	Addyson Randolph Celtic Academy : Mid America Region, USA	80.6/0.98	81.3/0.98	77/0.99	86.5/0.98	80.5/0.99	72.8/0.99	87.75/2.5	89.4/0.99	82.6/0.99	90.4/26	7.415
67	521	Abigail Kelly Hooley School : Mid Atlantic Region, USA	82.2/0.99	84.1/6	68/0.98	87/0.98	79/0.98	79.2/2	87.65/1	90.9/1	85.1/2.5	79.6/1	6.942
68	565	Phoebe Linn Cleary : Western Region, USA	87.6/18	80.75/0.98	68/0.98	91.6/1	81/1	76.2/1	87.65/1	90.3/1	82.75/0.99	83/1	5.944
69	519	Lene Brady Kavanagh : Western Australia	83/1	83.4/1	77/0.99	89/0.99	80.5/0.99	77.6/1	88.25/17.5	89.7/0.99	82.1/0.99	78.8/0.99	5.939
70	539	Madeline Mae Schnitzer Kanaley : New England Region, USA	81.8/0.99	82/0.99	80/1	85/0.98	81.25/1	73/0.99	87.5/1	90.9/1	74/0.98	69/0.98	5.914

Oireachtas Rince na Cruinne 2023

Result for Qualifying Competition 28A : Girls 15 - 16 - A

Number entered: 82 : Number danced: 77 : Number Recalled: 41 : IP = Irish Points (Grid Score) : * Total excludes High and Low scores : FTC = Failed To Complete

			ROUND 1					ROUND 2					
			Kristin Butke-Zagorski	Orla McCafferty-Doherty	Janey McGardle-Ryan	Kate O'Neill-Wosczyzna	Kieran Rogers	Julia Bell	Chris Carswell	Shealagh Hallissey	Eileen McLaughlin	Katie Stegeman	
			Rank	Entry	Name	Mark/IP	Mark/IP	Mark/IP	Mark/IP	Mark/IP	Mark/IP	Mark/IP	Mark/IP
71	567	Devon Lunjevich Doyle Academy : New Zealand	79.4/0.98	82.1/0.99	76.5/0.99	87.4/0.99	79.75/0.99	72/0.99	86.5/0.98	88.9/0.98	81.75/0.99	76/0.98	5.889
72	555	Tessa Bublick Goggin-Carroll : Eastern Region, Canada	80.4/0.98	81.6/0.99	80/1	90.5/0.99	79.5/0.99	76/1	86.65/0.98	87.9/0.98	75.5/0.98	77/0.99	5.888
73	561	Kerry Ferguson The Carson Academy : Cuige Uladh, Eire	81/0.99	81.25/0.98	70/0.98	86.8/0.98	78.5/0.98	71/0.98	86.8/0.98	93.1/22	81.5/0.98	79/1	5.888
74	605	Chloe Massie Joyce-O'Donnell : North West Region, England	81.6/0.99	81.4/0.99	71/0.99	87.2/0.98	81.2/1	70/0.98	86.9/0.99	86.1/0.98	81.25/0.98	73/0.98	5.878
75	525	Madeline Aguayo Lyons : Western Region, USA	79.8/0.98	80.5/0.98	66/0.98	88.1/0.99	79.5/0.99	77.8/1	86.75/0.98	89.1/0.99	80.5/0.98	77.2/0.99	5.877
76	507	Charlotte Harvey Connolly : New Zealand	79/0.98	81.5/0.99	67/0.98	86/0.98	78/0.98	68/0.98	86.45/0.98	88.6/0.98	80.75/0.98	72/0.98	5.848
77	587	Coral Freeth Newry Studio : South Australia	79.6/0.98	80.25/0.98	68/0.98	86.7/0.98	78.25/0.98	69/0.98	86.25/0.98	86.5/0.98	75/0.98	71/0.98	5.848

Oireachtas Rince na Cruinne 2023

Result for Qualifying Competition 28B : Girls 15 - 16 - B

Number entered: 83 : Number danced: 76 : Number Recalled: 42 : IP = Irish Points (Grid Score) : * Total excludes High and Low scores : FTC = Failed To Complete

			ROUND 1					ROUND 2					
			Julia Bell	Chris Carswell	Shealagh Hallissey	Eileen McLaughlin	Katie Stegeman	Kristin Butke-Zagorski	Orla McCafferty-Doherty	Janey McGardle-Ryan	Kate O'Neill-Wosczyzna	Kieran Rogers	
			Rank	Entry	Name	Mark/IP	Mark/IP	Mark/IP	Mark/IP	Mark/IP	Mark/IP	Mark/IP	Mark/IP
1	642	Caoimhe O'Halloran Áine Murphy Academy : Cuige Mumhan, Eire	96/100	88.5/100	97.4/75	97/75	94.2/53	98/100	96/100	97.25/62.5	99.15/36	90.25/56	468.500
2	632	Allyson Bligh Harney Pender Keady Academy : New England Region, USA	94.8/65	86.7/22	95.4/43	92/45	96/100	96/75	94/65	98/100	99.55/50	92/100	393.000
3	638	Grace Marie Callaghan Ferry Academy : Cuige Uladh, Eire	88.6/39	87.95/53	97.7/100	97.5/100	95.6/75	89.4/31	92/56	97.25/62.5	99.75/65	85.25/20	377.500
4	568	Caitlin Murray McConomy-Bradley-Doherty : Cuige Uladh, Eire	83.8/30	87.6/45	96.5/60	96.5/65	89.9/35	93/60	93/60	96/54.5	99.7/60	91/65	320.000
5	596	Ciara Mc Kelvey McNelis Cunningham : Cuige Uladh, Eire	90.4/45	87.25/36	96.3/56	90/37	87.6/28	92/56	91.5/53	97.75/75	99/34	91.25/75	302.000
6	656	Olivia Delaney McGahan Lees : Southern Region, England	84.4/33.5	86.9/27	96.2/53	96/60	94.6/56	91.4/53	88.25/34	93/39.34	99.25/38	90.5/60	272.833
7	608	Abbie Daunt Kiely-Walsh Academy : Cuige Mumhan, Eire	82.8/26	87.7/47	95/40	94/53	94.8/60	91.2/50	88/32	90.25/15.5	99.9/100	89.5/50	272.000
8	522	Chloe Gilmurray McNelis Cunningham : Cuige Uladh, Eire	84.4/33.5	85.15/0.99	96/50	92.5/47	95/65	88.6/26	95/75	95/47.34	99.35/41	87.25/32.5	251.333
9	598	Laura Caroleo Celtic Hearts : Southern Region, England	93/53	88.05/60	90.3/13	91/41	90.6/39	90.6/41	89/47	91/25	98.3/26	90/53	247.000
10	554	Zoe Keane Flynn O'Kane Academy : Cuige Mumhan, Eire	94.6/60	87.8/50	89.9/9	88.5/30	92.2/47	91/45	88.9/45	93/39.34	99.1/35	84/9.5	246.333
11	594	Ella Gavin O'Neill Blake : Cuige Laighean, Eire	82.4/24	88.15/65	95.5/45	91.5/43	90.1/37	90.2/38	86.3/14	90.5/21	99.5/47	88/37	221.000
12	610	Cara Jane Hart Flynn O'Kane Academy : Cuige Mumhan, Eire	79.2/4	86.95/28	92.5/28	86.75/24	90/36	89.6/32	88.5/37	96/54.5	96.4/6	88.75/45	194.000
13	552	Roisin McIntyre Callanan MacLoone O' Meara : Cuige Laighean, Eire	89/41	86.3/13	87.9/1	94.5/56	91/41	94/65	87/22	90/7	99.4/45	86/24.5	186.500
14	546	Niamh Fitzsimmons Deborah Whelan : Southern Region, England	85/36	85.75/1	90.6/17	89.25/34	88.6/31	90/36	88.2/33	89.75/1	98.8/32	87.5/34	181.000

Oireachtas Rince na Cruinne 2023

Result for Qualifying Competition 28B : Girls 15 - 16 - B


Number entered: 83 : Number danced: 76 : Number Recalled: 42 : IP = Irish Points (Grid Score) : * Total excludes High and Low scores : FTC = Failed To Complete

			ROUND 1					ROUND 2					
			Julia Bell	Chris Carswell	Shealagh Hallissey	Eileen McLaughlin	Katie Stegeman	Kristin Butke-Zagorski	Orla McCafferty-Doherty	Janey McGardle-Ryan	Kate O'Neill-Wosczyzna	Kieran Rogers	
			Rank	Entry	Name	Mark/IP	Mark/IP	Mark/IP	Mark/IP	Mark/IP	Mark/IP	Mark/IP	Mark/IP
14	614	Amy Preston Mona Ni Rodaigh : Cuige Uladh, Eire	87.4/38	86/5.5	94.2/36	90.5/39	89.6/33	86.2/8	88.6/38	95/47.34	98.5/28	83/3	181.000
16	534	Erin Stethem McGing : Mid America Region, USA	81.4/19	87.5/43	94.4/37	87/25	75/1	91.1/47	88.3/35	92/32	96.8/9	86.6/28	176.000
17	510	Fern Farrell Claddagh Academy : Southern Region, England	94/56	87.3/37.5	78.1/0.98	89.75/36	74/1	89.7/33	88.7/39	91/25	97.5/17	88.3/41	171.492
18	644	Ava Sheehan Hession : Cuige Chonnacht, Eire	81/16.5	87.3/37.5	93/31	87.5/27	85.8/24	90.1/37	87.5/26	90.5/21	94.7/1	87.75/36	165.000
19	550	Roisin Douglas Curley Brennan : Cuige Laighean, Eire	84/31	88/56	95/40	89/33	93.8/50	86/6	86.9/21	90.5/21	95.6/1	84.5/13	163.000
20	520	Robyn Dempsey Onórach Mulhern Geraghty : USA & Ireland	90/43	86.15/8	92.6/29	93/50	89.4/32	89.1/29	85.4/7.5	90/7	97.85/21	87/30.5	161.500
21	506	Alexis Rose Baffa Academy : Southern Region, USA	92/50	86.65/21	84/0.99	86.5/23	87/27	88.2/24	86.4/15	91.5/28	99.65/56	87.25/32.5	155.500
21	508	Ella Ferris Doherty Petri : USA and Ireland	91/47	86.85/25.5	91/21	88/29	73/0.99	87.8/20	87.2/24	92.25/36	97.2/14	88.1/38	155.500
23	628	Eva Heaney Ceim Oir : Southern Region, England	78.8/2	85.5/1	94.6/38	87.25/26	82.4/12	89.9/35	88.75/41	89.75/1	99.3/39	88.5/43	155.000
23	660	Brooke Laura McCrudden McConomy-Bradley-Doherty : Cuige Uladh, Eire	85.4/37	86.6/20	91.2/23	87.75/28	91.2/43	86.6/11.5	88.4/36	90.5/21	98.1/25	85.5/21	155.000
25	586	Kaelin Donahue Harney Pender Keady Academy : New England Region, USA	81.8/21	87.1/31.5	90.1/11	84.25/12	89.8/34	90.4/39	87.25/25	90.25/15.5	99.6/53	85.75/23	151.500
26	612	Claire Mulhern Malloy Onórach Mulhern Geraghty : USA & Ireland	83.6/29	87.4/41	92.9/30	85/16	77.6/1	87.6/18	87.9/30	90.5/21	99.2/37	84.75/16	144.000
27	512	Madison Pennington Rince Na Tiarna : Mid Atlantic Region, USA	95/75	86/5.5	88.7/2	85.25/17	83/15	88/21.5	88.8/43	93/39.34	96.2/4	89/47	141.333
28	548	Ella Grace Mollmann Clann Lir Academy : New England Region, USA	83/27	86.5/18	93.5/34	86/20.5	77/1	89/28	86.25/13	95/47.34	98.4/27	85/17.5	138.000

Oireachtas Rince na Cruinne 2023

Result for Qualifying Competition 28B : Girls 15 - 16 - B

Number entered: 83 : Number danced: 76 : Number Recalled: 42 : IP = Irish Points (Grid Score) : * Total excludes High and Low scores : FTC = Failed To Complete

			ROUND 1					ROUND 2					
			Julia Bell	Chris Carswell	Shealagh Hallissey	Eileen McLaughlin	Katie Stegeman	Kristin Butke-Zagorski	Orla McCafferty-Doherty	Janey McGardle-Ryan	Kate O'Neill-Wosczyzna	Kieran Rogers	
			Rank	Entry	Name	Mark/IP	Mark/IP	Mark/IP	Mark/IP	Mark/IP	Mark/IP	Mark/IP	Mark/IP
29	670	Holly Soffe Joanne Kavanagh Academy : Cuige Laighean, Eire	82.6/25	86.85/25.5	91.5/26	88.9/32	71.6/0.99	88.8/27	86.2/12	92/32	97.7/19	84.6/14.5	137.000
30	574	Sloane Tougas Possak Hampshire : Western Region, Canada	81/16.5	84.6/0.98	89.4/6	86.25/22	91.6/45	90.8/43	89.8/50	90/7	98.7/31	83.25/5	125.500
31	536	Katie Henegnan Áine Murphy Academy : Cuige Mumhan, Eire	80.2/11	87.2/34.5	90/10	84/11	88/29	88.1/23	87.95/31	92/32	96.7/8	85/17.5	122.500
32	572	Lilly Tully Hession : Cuige Chonnacht, Eire	84.2/32	85.9/3	90.8/19	83.25/7	82.6/13	86.6/11.5	86.5/16	92/32	98.6/30	86.75/29	114.000
33	600	Monica Tokar Doherty Petri : USA and Ireland	80.8/14.5	86.2/9.5	89.2/5	85.5/18	86.4/26	86.4/9	87.1/23	90/7	99.8/75	88.25/39	113.000
34	652	Evelyn Meier Trigg Academy : Southern Region, USA	76.6/1	87.1/31.5	91.3/24	83.75/9.5	81.2/8	81.8/0.99	86.6/17	92/32	97.9/22	86.5/27	107.500
35	518	Alanna Herrera Cass-Barrington : Southern Region, USA	78/1	84.75/0.99	88.4/1	76.5/0.98	67/0.98	87.4/16.5	87.6/27	93.25/43	98.85/33	87.6/35	97.956
36	538	Erin Adema Yvonne Kelly Dance Academy : Eastern Region, Canada	79.4/5	86.1/7	83.2/0.99	83.75/9.5	84/19	87.7/19	87.7/28	91.25/27	98.55/29	84.6/14.5	95.500
37	668	Lauren Cullinan Scoil Rince Saoirse : Mid Atlantic Region, USA	78.4/1	86.75/23.5	91.4/25	84.75/15	80.2/5	89.2/30	86.75/19	86/0.99	97/12	85.1/19	93.500
38	578	Cora Reynolds Schade : Mid Atlantic Region, USA	81.6/20	84.8/0.99	95.8/47	82.75/5	85/21	89.8/34	85.25/6	90/7	98/23.5	83.5/6	82.500
39	646	Caitlin Schultz Newry Studio : South Australia	82/22.5	87.2/34.5	93.1/32	86/20.5	82.8/14	81.6/0.99	84.95/2	90/7	95.5/1	82.6/1	78.995
40	630	Lily Shields McGee : Cuige Uladh, Eire	78.6/1	86.2/9.5	93.9/35	89.5/35	85.4/23	83.4/0.99	82.5/0.99	90/7	95.2/1	84.25/12	76.484
41	654	Hannah Shaw McQuade : Scotland	80/8.5	87.35/39	90.7/18	84.5/13.5	88.2/30	85/1	83.9/1	87/0.99	94.3/0.99	87/30.5	64.480
42	564	Peyton Lynch Lenihan School : New England Region, USA	83.4/28	88.25/75	87.4/1	80.5/1	86/25	85.6/5	84.5/1	90/7	92/0.99	81.5/1	60.981

Oireachtas Rince na Cruinne 2023

Result for Qualifying Competition 28B : Girls 15 - 16 - B

Number entered: 83 : Number danced: 76 : Number Recalled: 42 : IP = Irish Points (Grid Score) : * Total excludes High and Low scores : FTC = Failed To Complete

			ROUND 1					ROUND 2					
			Julia Bell	Chris Carswell	Shealagh Hallissey	Eileen McLaughlin	Katie Stegeman	Kristin Butke-Zagorski	Orla McCafferty-Doherty	Janey McGardle-Ryan	Kate O'Neill-Wosczyzna	Kieran Rogers	
			Rank	Entry	Name	Mark/IP	Mark/IP	Mark/IP	Mark/IP	Mark/IP	Mark/IP	Mark/IP	Mark/IP
43	570	Erin Holloway Triggle Academy : Southern Region, USA	79.8/7	86.55/19	89/4	77.25/0.99	74.4/1	87.4/16.5	87.75/29	86.5/0.99	98/23.5	80.75/0.99	52.977
44	618	Katherine Crowley Murray Academy : New England Region, USA	77.6/1	85.7/1	91.1/22	83/6	83.4/17	83.6/1	84.9/1	92/32	95/1	86.25/26	51.991
45	514	Zoe Cahoon Kavanagh : Western Australia	82/22.5	86.4/15.5	90.2/12	82/1.5	81/7	86.5/10	84.2/1	90/7	96.5/7	81.7/1	49.494
46	620	Clare Kelly Inishfree : Mid Atlantic Region, USA	84.6/35	87.15/33	88.9/3	80.75/1	80.6/6	83/0.99	83.5/0.99	86/0.99	90.6/0.99	81.1/0.99	44.958
47	648	Paige Mandryk Knock O'Hogan Irish Dance : Western Region, Canada	77.2/1	86.25/11.5	93.2/33	82/1.5	83.2/16	87.2/15	82.6/0.99	84/0.98	94.5/1	84.1/11	41.973
48	602	Caolinn English Feely Bates : Cuige Laighean, Eire	78.2/1	86.25/11.5	85/0.99	88.75/31	81.6/9	84.4/1	86.8/20	89.75/1	97.6/18	81.75/1	41.491
49	640	Tessa Jung Penk-O'Donnell : Western Region, Canada	81.2/18	84.85/0.99	87.7/1	76.25/0.98	82.2/11	88.4/25	85.4/7.5	90.25/15.5	96.3/5	79.25/0.98	40.977
50	636	Leah Grossi Celtic Steps : Western Region, USA	74.4/0.99	87.05/30	90.4/14.5	81.75/1	84.6/20	84.2/1	84.75/1	88/0.99	93.7/0.99	81.2/0.99	38.471
51	526	Abbie Orr Stokes-Collins : North East Region, England	69.4/0.98	84/0.98	77.8/0.98	83.5/8	70/0.99	86.1/7	86/11	92.5/37	97.1/13	84/9.5	36.431
52	606	Avery McGregor Miller : Eastern Region, Canada	80.1/10	87/29	82.5/0.99	85.75/19	73.6/1	85.5/3.5	83.75/0.99	89/1	97.4/16	82.75/1.5	35.985
53	650	Keira O'Malley The Irish Dance Academy : Southern Region, England	80.8/14.5	85.5/1	90.5/16	81.25/1	85.2/22	80.8/0.99	84.6/1	82/0.98	95.3/1	86/24.5	34.470
54	530	Harriett faith Foster Ward-Mallinson : North West Region, England	71/0.98	86.75/23.5	78.8/0.98	77.5/0.99	64/0.98	85/1	86.7/18	88/0.99	99.37/43	83.75/7.5	29.439
55	528	Amy Hart McQuade : Scotland	79/3	85.25/0.99	86/0.99	84.5/13.5	71/0.99	85.5/3.5	85.2/5	89/1	96.85/10	85.6/22	23.479
56	590	Layla Barnes The Academy : Mid America and Western Australia	79.6/6	86.45/17	88.1/1	78.75/0.99	75.6/1	85.4/2	85.1/4	90/7	94/0.99	83.75/7.5	20.993

Oireachtas Rince na Cruinne 2023

Result for Qualifying Competition 28B : Girls 15 - 16 - B


Number entered: 83 : Number danced: 76 : Number Recalled: 42 : IP = Irish Points (Grid Score) : * Total excludes High and Low scores : FTC = Failed To Complete

			ROUND 1					ROUND 2					
			Julia Bell	Chris Carswell	Shealagh Hallissey	Eileen McLaughlin	Katie Stegeman	Kristin Butke-Zagorski	Orla McCafferty-Doherty	Janey McGardle-Ryan	Kate O'Neill-Wosczyzna	Kieran Rogers	
			Rank	Entry	Name	Mark/IP	Mark/IP	Mark/IP	Mark/IP	Mark/IP	Mark/IP	Mark/IP	Mark/IP
57	576	Emily Laughlin McDade-Cara : Mid Atlantic Region, USA	80.4/12	85.8/1	89.8/8	80/1	69.4/0.98	84.8/1	85.5/9	90.25/15.5	95.7/1	80/0.98	20.987
58	658	Lauren Lafleur Murray Academy : New England Region, USA	78.4/1	85.1/0.99	85.3/0.99	76.75/0.98	72.8/0.99	83.8/1	81.75/0.98	90.25/15.5	96.9/11	81.4/0.99	15.944
59	558	Julia Smith The Michaela Hinds Academy : Eastern Region, Canada	80.6/13	85.2/0.99	86.6/0.99	79.5/0.99	82/10	82/0.99	82/0.98	79/0.98	89.4/0.98	79.5/0.98	14.914
60	592	Lauryn Campbell Watt : Western Region, Canada	75/0.99	85.35/1	88/1	77/0.98	67.6/0.98	88/21.5	81/0.98	90/7	91/0.99	80.1/0.98	11.925
61	664	Sara Divittorio Walsh Kelley : Southern Region, USA	75.8/0.99	85.95/4	87.2/1	81/1	83.8/18	83.2/0.99	84.1/1	88/0.99	97.3/15	81.6/1	8.962
62	616	Kate Riley Meghan Torno School : Mid America Region, USA	77/1	84.95/0.99	90.9/20	79.75/1	80/4	80.4/0.98	84.25/1	90.25/15.5	90.8/0.99	82.25/1	8.959
63	624	Avery Gannon Teelin School : Southern Region, USA	71.4/0.99	86.4/15.5	81.8/0.98	79.25/0.99	76.4/1	86.8/13	83.1/0.99	87/0.99	96.1/3	82.1/1	7.950
64	560	Mairead O' Brien O'Dwyer : New England Region, USA	80/8.5	84.5/0.98	88.6/1	79/0.99	70.2/0.99	85.2/1	85/3	89/1	96/2	81.25/0.99	6.964
65	580	Rylei Young Ardan Academy : Mid America Region, USA	72/0.99	84.9/0.99	89.5/7	80.25/1	78.4/2	81.4/0.99	83.2/0.99	89.5/1	97.8/20	82/1	6.956
66	524	Ireland Carangelo Goodwin : Mid Atlantic Region, USA	70/0.98	84.7/0.98	78.5/0.98	75/0.98	69/0.98	84.6/1	84.8/1	92/32	95.8/1	82.75/1.5	6.431
67	562	Ella Johnson Healy-O'Donnell : North East Region, England	69.6/0.98	85.4/1	87.8/1	82.25/3	75.2/1	87/14	84/1	89.25/1	90.3/0.98	80.5/0.99	5.953
68	626	Aisling Coccozza Sharon Taylor : Scotland	72.4/0.99	85.3/1	90.4/14.5	81.5/1	70.6/0.99	79.6/0.98	83.6/0.99	88/0.99	90.4/0.99	82.5/1	5.933
69	516	Morgan Cox Wick : Western Region, USA	69/0.98	85.85/2	84.6/0.99	77.75/0.99	73.4/0.99	80.6/0.98	83.4/0.99	91/25	95.9/1	81/0.99	5.931
70	582	Makenna Jung Penk-O'Donnell : Western Region, Canada	73/0.99	84.65/0.98	88.5/1	78.25/0.99	79/3	82.6/0.99	82.25/0.98	87/0.99	89.5/0.98	80.3/0.99	5.917

Oireachtas Rince na Cruinne 2023

Result for Qualifying Competition 28B : Girls 15 - 16 - B

Number entered: 83 : Number danced: 76 : Number Recalled: 42 : IP = Irish Points (Grid Score) : * Total excludes High and Low scores : FTC = Failed To Complete

			ROUND 1					ROUND 2					
			Julia Bell	Chris Carswell	Shealagh Hallissey	Eileen McLaughlin	Katie Stegeman	Kristin Butke-Zagorski	Orla McCafferty-Doherty	Janey McGardle-Ryan	Kate O'Neill-Wosczyzna	Kieran Rogers	
			Rank	Entry	Name	Mark/IP	Mark/IP	Mark/IP	Mark/IP	Mark/IP	Mark/IP	Mark/IP	Mark/IP
71	540	Ailismae Millar DeNogla Academy : Mid Atlantic Region, USA	71.6/0.99	85.45/1	86/0.99	78/0.99	76/1	84/1	83/0.99	74/0.98	89/0.98	80.25/0.99	5.908
72	566	Niamh Sheehy Miller : South Australia	70.4/0.98	85.6/1	77.1/0.98	78.5/0.99	72.4/0.99	79.8/0.98	82.75/0.99	88/0.99	90.5/0.99	81/0.99	5.903
73	666	Emma Lowry O'Neill : New Zealand	77.8/1	84.75/0.99	91.6/27	76/0.98	68.4/0.98	80/0.98	81.5/0.98	85/0.99	91.3/0.99	83.1/4	5.900
74	544	Amy Bissett Matthews : Midlands Region, England/Wales	76/0.99	84.4/0.98	82.7/0.99	82.5/4	72/0.99	81/0.99	85.75/10	66/0.98	88/0.98	79.75/0.98	5.893
75	556	Suria Noel Cramer O'Connor-Barton Irish Dance : United Arab Emirates	70.2/0.98	84.15/0.98	79.1/0.98	74/0.98	68/0.98	78/0.98	81.2/0.98	75/0.98	90/0.98	79/0.98	5.858
FTC	584	Niamh Glynn Linda Martyn : Cuige Chonnacht, Eire	74/0.99	86.35/14	96.7/65	90.25/38	90.2/38	0/0	0/0	0/0	0/0	0/0	90.000