



Oireachtas Rince na Cruinne 2023



Results for Competition 26 : Ladies 17 - 18

Adjudicators

Round 1

**Ellen Boyle-Gibbons
Claire Kelly-Maxwell
Carol Kelly-Pirsztuk
Moira McMahon
Vicki Paulin**

Round 2

**Olive Burns-Crowley
Francis Curley
Sarah-Jayne MacLavery
Kerry Kelly-Oster
Fiona Robinson**

Round 3

Charmayne Dulley

Maureen Hegarty-Vogels	Imelda Keogh
Joseph Manning	Kathleen McLaughlin-Giroux

Oireachtas Rince na Cruinne 2023

Final Result for Competition 26 : Ladies 17 - 18

Notes: MW = World Medal winner : R = Recaller : Score = Judges marks : IP = Irish Points (Grid Score) : FTC = Failed To Complete : * All Totals exclude High and Low scores



Card	Position @ recall	Final Place	Name/School	Status	ROUND 1 : Score/IP					ROUND 2 : Score/IP					ROUND 3 : Score/IP					1st Round Total (IP) *	2nd Round total (IP) *	3rd Round Total (IP) *	TOTAL IP *
					Ellen Boyle-Gibbons	Claire Kelly-Maxwell	Carol Kelly-Pirsztuk	Moira McMahon	Vicki Paulin	Olive Burns-Crowley	Francis Curley	Sarah-Jayne MacLavery	Kerry Kelly-Oster	Fiona Robinson	Charmayne Dullely	Maureen Hegarty-Vogels	Imelda Keogh	Joseph Manning	Kathleen McLaughlin-Giroux				
738	(1)	1	Blanaid O'Neill Doherty Petri : USA and Ireland	MW	94/100	90.4/6	98.4/75	96/100	85.4/50	225	95.4/100	98/100	99.1/65	92/100	88/100	300	89.5/45	96/100	99/100	98/100	99/100	300	825
709	(2)	2	Sofia Rose Martin Kelly Hendry : North East Region, England	MW	77/28	97.8/53	98/65	93/60	85/47	160	94.4/56	91.75/53	99.25/75	90/75	77.25/13.5	184	91.3/56	92/65	97.3/53	74.75/14	98.75/75	174	518
701	(3)	3	Lara Magee McNelis Cunningham : Cuige Uladh, Eire	MW	85/53	97/41	95.3/28	85.5/21	88/70	122	95.3/75	95/60	99.5/100	72.75/12	81.25/38	173	94/100	89.85/53	98.3/75	93/56	98.5/65	196	491
734	(4)	4	Scarlett skehill Celtic Hearts : Southern Region, England	MW	81.4/39	98.2/65	95.55/31.5	88.75/32	79.4/25	102.5	93.5/41	96/75	98.5/56	66/0.99	86.5/75	172	91/50	87.5/23	94.5/35	96/65	96.5/56	141	415.5
748	(5)	5	Siobhan Tomlinson Mattierin : Western Region, Canada	MW	78.25/34	96/36	95.4/29	91/41	90/100	111	93.4/38.5	90/39	97.5/47	89/65	80.25/34	124.5	91.5/60	89.7/47	95.4/41	90/50	95.25/41	138	373.5
710	(6)	6	Erin Dixon Harney Pender Keady Academy : New England Region, USA	MW	71.5/8	97.6/50	95.5/30	94/65	85.5/53	133	90.6/4	86.25/28	97.6/50	76.25/23	84/53	101	87.7/37	87.1/20	97.7/60	88/47	91.25/18	104	338
715	(7)	7	Bella Rogers The Academy : Mid America and Western Australia	MW	86/65	89.6/2	95.7/34	90.75/39	79.8/30	103	94/50	85.25/22.5	95.1/27	87/56	82.5/45	122	89/39	89.05/35	96/45	81/34	92.5/21	108	333
718	(10)	8	Enya Higgins Higgins-Flynn : Cuige Uladh, Eire	MW	68.5/0.99	94.8/28	96.6/45	78.5/0.98	78.8/19	47.99	93.3/37	95.5/65	99/60	82.5/43	82.25/43	146	82/28	94/75	90/16	80/31	97.75/60	119	312.99
725	(15)	9	Lauren Woodbeck Knock O'Hogan Irish Dance : Western Region, Canada	MW	77.5/30	91.4/13	99.2/100	92/53	85.8/56	139	92.6/25	81/0.99	94/22	70/4	77/10	36	92/65	89.9/56	97/50	76.25/17	94/30	136	311
704	(12)	10	Eabha Brennan Hession : Cuige Chonnacht, Eire	MW	83.5/47	93.6/24	94.6/21	80/0.99	83/45	90	91.8/18	90.75/45	96.3/33	76.75/25	81/37	95	87.5/36	89.8/50	94.8/37	80.6/33	95.8/50	123	308
719	(13)	11	Emma O'Connor Caroline Greene School : Scotland	MW	72.25/12	93.2/22	97.8/56	91.25/45	79.1/22	89	94.9/65	86/26.5	97/38.5	77.75/28	75.85/1	93	90/47	89.5/43	93.5/29	76/16	96/53	119	301
768	(14)	12	Brigid O'Connor Murray Academy : New England Region, USA	MW	68/0.99	97.2/45	95/24	82.5/10	81.8/41	75	92.2/23	85/20.5	97.75/53	78.5/31	83.5/50	104	88/38	89.25/37	98/65	81.5/35	95.3/43	118	297
730	(11)	13	Sarah O'Connor Hession : Cuige Chonnacht, Eire	MW	85.55/60	87.8/0.99	94.7/22	91.1/43	80.6/35	100	91.9/20	89/36	96.5/34	81/38	76.5/3.5	90	83.5/31	89.4/39	92/24	84/39	91.75/19	94	284
707	(8)	14	Emily Bourke Croghan Greene Bennis : Cuige Mumhan, Eire	MW	78/33	96.2/37	97/47	95/75	69.5/0.99	117	92.8/29	85.5/24	94.75/25	81.5/39	79.1/26	80	80/22	87.6/24	87.8/8	79.1/26	93.1/24	70	267
753	(16)	15	Shauna Parry Hession : Cuige Chonnacht, Eire	MW	73/16.5	96.6/39	95.6/33	88/30	86/60	102	90.7/5.5	88/33	91.5/11	83.5/47	77.6/17	61	78.6/15	89.6/45	97.5/56	73/10	94.75/35	95	258
761	(25)	16	Anna Carroll Hession : Cuige Chonnacht, Eire	MW	70/1	86.4/0.99	93.2/6	85/19	80.5/34	26	90.4/2	91.5/50	97.2/43	71/7	85.25/60	100	89.3/43	89.45/41	93.8/31	97/75	95.5/45	129	255
726	(18)	17	Ciara Greenwood Ward-Mallinson : North West Region, England	MW	71/5	99.2/75	96.5/43	84.75/18	77.8/12	73	93.7/45	83/7.5	90/6	77/26	82/41	74.5	84/32	88.7/33	95/38	74.5/13	95.75/47	103	250.5
764	(20)	18	Iris Keeney Fisher-McLeod : Western Region, USA	R	77.75/32	98/58	95.2/26.5	90.5/38	82/43	113	90.7/5.5	82.5/4.5	96.25/32	68.5/2	78.1/20	30	91.2/53	91/60	88.3/10	80.5/32	92.25/20	105	248
759	(9)	19	Lizzie Anderson McGahan Lees : Southern Region, England	R	71.75/9	95/29	89.4/0.99	89/33	71.5/0.99	38.99	94.7/60	90.5/43	96.75/35	86/53	86/65	156	78.2/13	86.7/15	90.8/19	75/15	95.2/38.5	49	243.99

Oireachtas Rince na Cruinne 2023

Final Result for Competition 26 : Ladies 17 - 18

Notes: MW = World Medal winner : R = Recaller : Score = Judges marks : IP = Irish Points (Grid Score) : FTC = Failed To Complete : * All Totals exclude High and Low scores



Card	Position @ recall	Final Place	Name/School	Status	ROUND 1 : Score/IP					ROUND 2 : Score/IP					ROUND 3 : Score/IP					1st Round Total (IP) *	2nd Round total (IP) *	3rd Round Total (IP) *	TOTAL IP *
708	(24)	20(T)	Lillian Skidmore Wick : Western Region, USA	R	77.25/29	92.6/19	95.8/35	81.25/3	79.5/26.5	74.5	90.5/3	86.5/29	91.75/12.5	78/29	77.35/16	57.5	93/75	88.8/34	92.3/25	79.8/30	95.2/38.5	102.5	234.5
744	(22)	20(T)	Melodie Kemp Watt : Western Region, Canada	R	78.75/35	91/11	96.2/39	86/23	80/32	90	90/1	85.25/22.5	95/26	62/0.98	80.75/36	49.5	89.2/41	86.9/17	92.5/26	95/60	93.75/28	95	234.5
758	(23)	22	Ava Pinckney Francis Academy : Mid Atlantic Region, USA	R	73.25/18	98/58	91.6/1	92.5/56	73.5/2	76	92.8/29	91/47	95.5/28.5	64.5/0.99	75.3/0.99	58.49	80.3/24	87.9/27	95.2/39	79.75/29	94.6/34	90	224.49
705	(19)	23	Louise Sanders McGahan Lees : Southern Region, England	R	69.55/1	92.8/20	97.85/60	84.5/17	73/1	38	93.1/34.5	88.75/35	96.8/36	80.25/36	80.5/35	106	82.5/29	87.8/26	93.1/28	73.5/11	93.3/26	80	224
741	(27)	24	Shauna Meehan The Irish Dance Academy : Southern Region, England	R	74/21	90.8/9.5	97.4/50	91.5/47	77.6/11	79	90.1/1	82.5/4.5	95.75/30	64/0.99	84.5/56	35.5	86/34	87.4/22	93.7/30	83.5/38	94.25/31	95	209.5
754	(30)	25	Hannah Cidon Deborah Whelan : Southern Region, England	R	73.74/20	93/21	93/5	83.5/14	79/21	55	90.3/1	87.5/32	97.1/41	70.5/6	78/19	57	87/35	89.3/38	95.7/43	78.25/23	90.25/16	96	208
702	(29)	26	Ellie Holmes The Carson Academy : Cuige Uladh, Eire	R	82.5/43	95.6/34	94.1/13	88.5/31	77.5/10	78	91.6/15.5	84.75/18.5	96.9/37	62.5/0.99	75.6/0.99	34.99	83/30	87.05/19	94.3/34	79.25/27	95.1/37	91	203.99
747	(21)	27	Fiona Shanley Drake : Southern Region, USA	R	88/75	89/1	94.4/19	90/36	72/1	56	93.1/34.5	86/26.5	94.5/24	82/41	79/25	86	79.9/20.5	86.8/16	94.2/33	78.5/24	89.75/14	60.5	202.5
736	(33)	28	Holly Faherty Hession : Cuige Chonnacht, Eire	R	76.25/24	88.6/1	95.1/25	82.75/11	67.5/0.98	36	94/50	81.25/1	96/31	79/33	76.75/7	71	81.5/27	88/28	94/32	85/41	93.5/27	87	194
728	(17)	29	Sarah Obbema Wilson-Bryson-Dennis School : Eastern Region, Canada	R	72.1/11	88.2/0.99	95.55/31.5	80/0.99	72.8/1	12.99	93.6/43	92/56	92.5/16	85/50	82.75/47	140	78/12	84.7/9	91/20	70/5	87.5/7	28	180.99
742	(34)	30	Abbie McCartney Ferry Academy : Cuige Uladh, Eire	R	74.5/23	88/0.99	90/0.99	82.25/9	79.5/26.5	32.99	93.4/38.5	83.5/10.5	93/18	76/22	80/32	72	79.7/19	84.8/10	92.8/27	79.5/28	95/36	74	178.99
731	(31)	31	Ava Leddy Scoil Rince Saoirse : Mid Atlantic Region, USA	R	71.2/6	91.6/14.5	94.15/14	87.75/29	79.7/29	57.5	94/50	84.5/17	85/0.99	73/13	78.5/23	53	80.5/25	88.6/32	87.5/7	77.5/20	92.75/22	67	177.5
711	(42)	32	Caitlin McManus The Duffy Travis King Academy : North West Region, England	R	67/0.99	95.4/32	94.2/15.5	79/0.99	73.7/3	19.49	92.8/29	90.25/41	90.5/8	67.25/1	79.6/29	66	72/6	89.15/36	96.5/47	77.75/21	94.3/32	89	174.49
717	(26)	33	Christianna Sorenson Celtic Steps : Western Region, USA	R	80/37	97.4/47	93.7/9.5	87.5/28	80.2/33	98	89.3/0.99	81.5/1	93.75/21	74.75/18	75.65/0.99	19.99	76/8	88.45/30	88.5/11	83/37	90/15	56	173.99
733	(41)	34	Ciara Hoyne Flynn O'Kane Academy : Cuige Laighean, Eire	R	67.4/0.99	95.6/34	96.1/38	86.25/24	72.7/1	59	92/22	80/0.99	95.5/28.5	67/1	76.5/3.5	26.5	85/33	88.25/29	91.7/23	72.5/8	94.5/33	85	170.49
752	(39)	35	Kassidy McGlynn Inishfree : Mid Atlantic Region, USA	R	81/38	90.2/5	93.6/8	91.75/50	74/5	51	91.1/13	84.25/15.5	90.75/9	71.5/9	79.8/30	37.5	78.5/14	87/18	94.7/36	87/45	93.25/25	79	167.5
755	(35)	36	Freya McMahon McGahan Lees : Southern Region, England	R	83/45	92/16	94/12	81.5/4.5	71/0.99	32.5	91/11	83.75/12	97.25/45	80.5/37	78.3/22	71	79.3/17	86.45/14	89.4/14	92/53	93.8/29	60	163.5
720	(38)	37	Lucy Ferguson Watt : Western Region, Canada	R	85.5/56	90.6/7.5	94.5/20	84/15	79.2/23	58	91.9/20	80/0.99	91.75/12.5	75.75/21	75.85/1	33.5	81/26	87.3/21	91.5/22	79/25	89.5/13	68	159.5
722	(32)	38	Bronagh Gallagher Ferry Academy : Cuige Uladh, Eire	R	76.5/26	97.1/43	95.2/26.5	85.75/22	80.9/37	89.5	92.9/32	82/1.5	88/1	74/15	75/0.99	17.5	79/16	88.55/31	90.5/18	74/12	88.5/10	46	153

Oireachtas Rince na Cruinne 2023

Final Result for Competition 26 : Ladies 17 - 18

Notes: MW = World Medal winner : R = Recaller : Score = Judges marks : IP = Irish Points (Grid Score) : FTC = Failed To Complete : * All Totals exclude High and Low scores




			Ellen Boyle-Gibbons	Claire Kelly-Maxwell	Carol Kelly-Pirsztuk	Moirá McMahon	Vicki Paulin	1st Round Total (IP) *	Olive Burns-Crowley	Francis Curley	Sarah-Jayne MacLavery	Kerry Kelly-Oster	Fiona Robinson	2nd Round total (IP) *	Charmayne Dullely	Maureen Hegarty-Vogels	Imelda Keogh	Joseph Manning	Kathleen McLaughlin-Giroux	3rd Round Total (IP) *	TOTAL IP *		
Card	Position @ recall	Final Place	Name/School	Status	ROUND 1 : Score/IP					ROUND 2 : Score/IP					ROUND 3 : Score/IP								
735	(36)	39	Leah Bishop Goodwin : Mid Atlantic Region, USA	R	77.6/31	95.2/31	93.4/7	82/7.5	71.8/0.99	45.5	93.2/36	77.5/0.98	85.5/0.99	88/60	78.25/21	57.99	77.5/11	85.3/13	90.3/17	78/22	89/12	42	145.49
721	(28)	40	Susan Roper Short : Eastern Region, Canada	R	72.4/13	93.4/23	97.6/53	81/1.5	78.4/16	52	92.8/29	80.5/0.99	88.25/1	78.75/32	81.75/39	62	77/10	84.5/8	88/9	77/18	88/8	27	141
724	(44)	41	Josie McClory Dunleavy Boyle Academy : New England Region, USA	R	69/1	92.2/17	96/37	83.25/13	78.3/15	45	89/0.98	85/20.5	92/14	65/0.99	77.75/18	32.99	79.5/18	87.7/25	89.7/15	82/36	90.5/17	60	137.99
712	(37)	42	Zoe Lynch O'Neill Blake : Cuige Laighean, Eire	R	69.75/1	89.8/3	94.8/23	86.5/25	74.2/6	32	92.6/25	89.5/37	92.25/15	78.25/30	76.65/6	70	79.9/20.5	85.15/12	87.3/6	72.75/9	88.75/11	32	134
713	(43)	43	Natalie Rigg Celtic Hearts : Southern Region, England	R	76.75/27	96.4/38	89.5/0.99	80.75/1	80.8/36	64	91.9/20	84.25/15.5	87.75/1	68.25/1	74.8/0.99	17.5	80.2/23	85/11	89/13	86/43	88.25/9	47	128.5
732	(45)	44	Erin O'Grady Turley Duggan : Midlands Region, England/Wales	R	68.4/0.99	99.4/100	92.1/1	85.25/20	73.2/1	22	91.6/15.5	81.5/1	97/38.5	72/10	79.5/28	53.5	76.5/9	84.2/7	91.3/21	71.5/6	93/23	37	112.5
723	(40)	45	Sofía Dorantes Celtica Dance Academy : Mexico	Aisling	74.25/22	95.6/34	93.7/9.5	81.75/6	79.3/24	55.5	90.8/7	84/13.5	91/10	83/45	76/1	30.5	75/7	84/5	87/5	72/7	87/6	18	104
750	(46)	46	Ayanna Singh Kinsella : Mid America Region, USA	R	65.5/0.98	86/0.99	96.4/41	79/0.99	88/70	42.97	90.9/8.5	80.5/0.99	94.25/23	77.5/27	75.3/0.99	32.49	71/5	84.15/6	88.7/12	77.25/19	86.5/5	23	98.46
714	(47)	47	Mieka Young Kilkenny Lundy School : Netherlands		72.5/14	94.2/27	94.3/17.5	89.75/35	78.2/14	58.5	89.1/0.99	86.75/30	89.75/5	66.75/0.99	76.85/9	14.99							73.49
739	(48)	48	Elise Weske Bellator Academy : Mid America Region, USA		76.4/25	87.4/0.99	94.3/17.5	79.75/0.99	76/8	26.49	92.8/29	81.75/1	86.5/0.99	80/35	77.1/11.5	41.5							67.99
763	(49)	49	Soren Winheim Fisher-McLeod : Western Region, USA		79.75/36	94/26	92.6/3	80.25/1	81.5/39	65	89.5/0.99	84.75/18.5	86.25/0.99	67.5/1	74.5/0.98	2.98							67.98
727	(50)	50	Ailbhe Cullen Kavanagh Porter: USA and Ireland		73.5/19	92.4/18	92.5/2	87.25/27	79.9/31	64	90.9/8.5	78/0.98	86/0.99	68/1	75.25/0.99	2.98							66.98
767	(51)	51	Kayla Coll Joanne Kavanagh Academy : Cuige Laighean, Eire		67.25/0.99	85/0.98	89.2/0.98	89.5/34	71.8/0.99	2.96	91/11	85.75/25	89.25/3	79.5/34	79.25/27	63							65.96
740	(52)	52	Ettie Geltser Celtic Steps : Western Region, USA		69.25/1	95.1/30	95.9/36	81.5/4.5	78.9/20	54.5	89.7/0.99	79/0.99	88.5/1	68/1	76.25/1	2.99							57.49
760	(53)	53	Ellen Sweeney Kavanagh Porter: USA and Ireland		73/16.5	89.2/1	90.8/0.99	79.5/0.99	81/38	18.49	89.3/0.99	88.5/34	89/2	75.5/20	77.3/15	37							55.49
746	(54)	54	Delaney Lindner The Academy : Mid America and Western Australia		84.5/50	81/0.98	89.6/0.99	80/0.99	78/13	14.98	92.6/25	80.75/0.99	84/0.98	72.5/11	79.85/31	36.99							51.97
766	(55)	55	Jolene Harvey Scoil Rince Saoirse : Mid Atlantic Region, USA		70.25/2	85.8/0.99	92.8/4	78.5/0.98	78.5/17	6.99	89.6/0.99	87/31	92.75/17	74.5/16.5	76.8/8	41.5							48.49
729	(56)	56	Katherine Mulhern Malloy Onórach Mulhern Geraghty : USA & Ireland		66.75/0.98	91.6/14.5	89/0.98	90.25/37	73.8/4	19.48	91.7/17	78.5/0.99	90.25/7	75/19	75.5/0.99	24.99							44.47
751	(57)	57	Sarah Leavy-Wall Scoil Rince Clann McCaul : Cuige Uladh, Eire		67/0.99	88.8/1	92.4/1	81/1.5	70/0.99	2.99	91.5/14	89.75/38	93.5/20	66.5/0.99	76.6/5	39							41.99

Oireachtas Rince na Cruinne 2023

Final Result for Competition 26 : Ladies 17 - 18

Notes: MW = World Medal winner : R = Recaller : Score = Judges marks : IP = Irish Points (Grid Score) : FTC = Failed To Complete : * All Totals exclude High and Low scores

																						
			Ellen Boyle-Gibbons	Claire Kelly-Maxwell	Carol Kelly-Pirsztuk	Moira McMahon	Vicki Paulin	1st Round Total (IP) *	Olive Burns-Crowley	Francis Curley	Sarah-Jayne MacLaventy	Kerry Kelly-Oster	Fiona Robinson	2nd Round total (IP) *	Charmayne Dullely	Maureen Hegarty-Vogels	Imelda Keogh	Joseph Manning	Kathleen McLaughlin-Giroux	3rd Round Total (IP) *	TOTAL IP *	
Card	Position @ recall	Final Place	Name/School	Status	ROUND 1 : Score/IP					ROUND 2 : Score/IP					ROUND 3 : Score/IP							
756	(58)	58	Maggie McGovern DeNogla Academy : Mid Atlantic Region, USA		67.75/0.99	91.2/12	94.2/15.5	87/26	72.5/1	28.5	90.1/1	83/7.5	85.75/0.99	61/0.98	78.75/24	9.49						37.98
703	(59)	59	Frances Ryan Claddagh : Western Region, USA		66/0.98	93.8/25	92.2/1	80.5/1	77/9	11	93/33	84/13.5	88.75/1	65.5/0.99	77.1/11.5	26						37
743	(60)	60	Lily Sebastian Kavanagh Porter: USA and Ireland		70.5/3	90.8/9.5	90.4/0.99	84.25/16	78.7/18	28.5	89.4/0.99	82.25/3	87/0.99	69.5/3	77.25/13.5	6.99						35.49
749	(61)	61	Kara Carr Erickson Academy : Mid America Region, USA		72.75/15	87/0.99	93.8/11	80.5/1	66/0.98	12.99	91/11	83.25/9	85.25/0.99	74.5/16.5	74.25/0.98	20.99						33.97
716	(62)	62	Julia Gill DeNogla Academy : Mid Atlantic Region, USA		71.25/7	90.6/7.5	91.8/1	79.75/0.99	79.6/28	15.5	90/1	83.5/10.5	84/0.98	61.5/0.98	76.35/2	3.98						19.47
757	(63)	63	Niamh Barrios Clann Lir Academy : New England Region, USA		72/10	89.4/1	91.2/0.99	78/0.98	70.5/0.99	2.98	89.7/0.99	80.25/0.99	86.75/0.99	73.5/14	80.1/33	15.99						18.97
745	(64)	64	Sydney Brief Mullane Godley : Mid America Region, USA		70.75/4	90/4	92/1	83/12	68/0.99	9	89/0.98	82.75/6	84.5/0.99	76.5/24	75.8/0.99	7.98						16.98
765	(65)	65	Michaela Isaacson Short : Eastern Region, Canada		82/41	86.8/0.99	88.2/0.98	82/7.5	69/0.99	9.47	89.4/0.99	79.75/0.99	89.5/4	70.25/5	74.75/0.98	5.98						15.45
706	(66)	66	Shylah Wells Triggle Academy : Southern Region, USA		68.25/0.99	84.6/0.98	89.85/0.99	79.5/0.99	74.5/7	2.97	88.4/0.98	81/0.99	93.25/19	71.25/8	76.1/1	9.99						12.96
762	(67)	67	Lucy Reich Celtic Steps : Western Region, USA		68.9/1	88.4/1	90.6/0.99	77/0.98	67/0.98	2.97	89.6/0.99	82/1.5	84.25/0.98	63.5/0.99	76.3/1	2.98						5.95
737	(68)	68	Erin Tighe De Barra Academy : Western Region, USA		67.6/0.99	87.8/0.99	91.4/0.99	79.5/0.99	69.8/0.99	2.97	90.1/1	78.25/0.98	87.5/1	63/0.99	75.75/0.99	2.97						5.94

Thank you for choosing www.feisresults.com

Oireachtas Rince na Cruinne 2023

Result for Qualifying Competition 26A : Ladies 17 - 18 - A


Number entered: 67 : Number danced: 61 : Number Recalled: 34 : IP = Irish Points (Grid Score) : * Total excludes High and Low scores : FTC = Failed To Complete

			ROUND 1					ROUND 2					
			Kristin Butke-Zagorski	Chris Carswell	Orla McCafferty-Doherty	Janey McGardle-Ryan	Eileen McLaughlin	Julia Bell	Shealagh Hallissey	Kate O'Neill-Wosczyzna	Kieran Rogers	Katie Stegeman	
			Rank	Entry	Name	Mark/IP	Mark/IP	Mark/IP	Mark/IP	Mark/IP	Mark/IP	Mark/IP	Mark/IP
1	581	Blanaid O'Neill Doherty Petri : USA and Ireland	97/100	87.75/53	96/100	98/100	95/75	96/75	97/65	99.2/50	90.75/65	98/100	480.000
2	529	Sofia Rose Martin Kelly Hendry : North East Region, England	92/60	87.05/34	89.3/45	95/65	95.5/100	97/100	96.4/47	99.8/100	90.8/75	97.8/75	420.000
3	545	Enya Higgins Higgins-Flynn : Cuige Uladh, Eire	88.4/26	87.8/56	92/75	93.75/50	93.5/65	86/34	97.5/100	98/30.5	91/100	95.8/45	350.000
4	643	Brigid O'Connor Murray Academy : New England Region, USA	95/75	86.95/32	89.8/53	93.25/47	92.75/56	94.4/56	96.7/54.5	98.2/33	90.25/60	96.6/50	316.500
5	627	Lizzie Anderson McGahan Lees : Southern Region, England	89.5/34	86.85/30	88.9/37	87/9	89.75/36	95/60	96.9/60	99.7/75	88/50	97.6/65	285.000
6	637	Iris Keeney Fisher-McLeod : Western Region, USA	88.5/27	87.1/35	91/65	93/42	90.75/39	92.4/47	96.7/54.5	99.3/53	87.6/45	97.4/60	270.500
7	629	Ellen Sweeney Kavanagh Porter: USA and Ireland	91.2/53	88/75	88.75/35	94.5/60	93/60	83/29	94.2/41	98.3/34	85/29	88.2/27	265.000
8	541	Bella Rogers The Academy : Mid America and Western Australia	90.4/43	87.65/50	88.1/24	90/23	90/37	92/45	97.3/75	99.4/56	87.5/43	90/35	248.000
9	631	Anna Carroll Hession : Cuige Chonnacht, Eire	89.95/38	87.85/60	89.2/41	95.5/75	82.25/1	88/37	92.1/26.5	97.8/28	87.25/41	96.8/53	245.000
10	587	Shauna Meehan The Irish Dance Academy : Southern Region, England	91.6/56	85.6/1	88.6/32	92/37.5	91.75/45	94/53	91.7/22	95.7/11	90/56	96.4/47	236.500
11	599	Sydney Brief Mullane Godley : Mid America Region, USA	85.6/7	86/7.5	89.7/50	93/42	90.25/38	89/38	96/45	99.5/60	87.75/47	79.4/1	217.500
12	601	Fiona Shanley Drake : Southern Region, USA	90.6/45	87.35/41	89.9/56	90/23	85.6/15	87/35	96.5/50	97.9/29	86.75/38	88.4/28	211.000
13	615	Hannah Cidon Deborah Whelan : Southern Region, England	90.8/47	86.4/14.5	87.9/22	93/42	89.25/34	91/43	92.6/31	97.7/27	87/39	92.6/39	207.000
14	533	Caitlin McManus The Duffy Travis King Academy : North West Region, England	87.4/18	86.45/16	89.5/47	87/9	92.5/53	95.2/65	93.2/37	99.05/45	84.5/26.5	92.2/38	201.000

Oireachtas Rince na Cruinne 2023

Result for Qualifying Competition 26A : Ladies 17 - 18 - A

Number entered: 67 : Number danced: 61 : Number Recalled: 34 : IP = Irish Points (Grid Score) : * Total excludes High and Low scores : FTC = Failed To Complete

			ROUND 1					ROUND 2					
			Kristin Butke-Zagorski	Chris Carswell	Orla McCafferty-Doherty	Janey McGardle-Ryan	Eileen McLaughlin	Julia Bell	Shealagh Hallissey	Kate O'Neill-Wosczyzna	Kieran Rogers	Katie Stegeman	
			Rank	Entry	Name	Mark/IP	Mark/IP	Mark/IP	Mark/IP	Mark/IP	Mark/IP	Mark/IP	Mark/IP
15	559	Lauren Woodbeck Knock O'Hogan Irish Dance : Western Region, Canada	93/65	87.2/37	88.45/30	93/42	92/47	78/11	92/25	95.9/12	86.25/35	93.6/41	198.000
16	571	Ava Leddy Scoil Rince Saoirse : Mid Atlantic Region, USA	89.4/33	86.55/19.5	88.7/34	89/14.5	88.5/31	85.2/32	90.8/11	97.2/22	88.25/53	97/56	190.500
17	557	Josie McClory Dunleavy Boyle Academy : New England Region, USA	89.6/35	87.9/65	89/38	91.5/34.5	86.25/19	85.8/33	92.1/26.5	96.5/15.5	81.5/2	89/31	180.500
18	553	Bronagh Gallagher Ferry Academy : Cuige Uladh, Eire	86.6/13	86.4/14.5	88.8/36	91.5/34.5	88.75/32	82.4/28	95/43	96.5/15.5	86/34	88/26	169.000
19	549	Susan Roper Short : Eastern Region, Canada	89/30	86.65/23.5	87.3/16	91.5/34.5	83/1	84.2/30	89/1	98.7/39	85.25/31	91.6/37	167.500
20	641	Kayla Coll Joanne Kavanagh Academy : Cuige Laighean, Eire	88/22.5	87/33	87.8/21	90/23	86.6/21.5	79.6/16	93.1/36	98.5/36.5	85.75/33	88.8/30	166.000
21	515	Ellie Holmes The Carson Academy : Cuige Uladh, Eire	91/50	86.25/11	89.25/43	83/1	92.25/50	78.6/13	90.8/11	93.9/1	86.3/36	89.8/34	162.000
22	577	Leah Bishop Goodwin : Mid Atlantic Region, USA	90.2/41	86.65/23.5	86.25/3	91/31	85.75/16	90/41	90.3/4	98.8/41	83.5/20	87/21	152.500
23	595	Lily Sebastian Kavanagh Porter: USA and Ireland	89.2/32	87.45/45	88.25/26	89/14.5	89.5/35	82/26	91.4/18	96.3/13	82.75/15	90.2/36	152.000
24	527	Emily Bourke Croghan Greene Bennis : Cuige Mumhan, Eire	90/39	87.5/47	90/60	80/1	91.5/43	72.8/1	90.4/5.5	98/30.5	80.5/1	85.4/13	148.495
25	547	Lucy Forgyson Watt : Western Region, Canada	87.6/20	85.9/4	88/23	91.5/34.5	91/41	80/18	92.4/29	97.5/25	84/23	86/16	143.500
26	607	Sarah Leavy-Wall Scoil Rince Clann McCaul : Cuige Uladh, Eire	88.1/24	86.75/27.5	88.35/28	92/37.5	87.1/25	81/23	91.9/24	94.3/1	83.1/18	86.4/18	139.500
27	537	Natalie Rigg Celtic Hearts : Southern Region, England	89.8/36	86.6/21.5	86.4/6	85/5.5	87.5/27	81.8/25	93.7/38	98.5/36.5	83.6/21	84.4/10	137.000
28	567	Katherine Mulhern Malloy Onórach Mulhern Geraghty : USA & Ireland	88.8/29	86.1/9	86.9/12	90.75/28.5	88.25/30	85/31	93/35	99/43	80.75/1	75.2/1	136.495

Oireachtas Rince na Cruinne 2023

Result for Qualifying Competition 26A : Ladies 17 - 18 - A

Number entered: 67 : Number danced: 61 : Number Recalled: 34 : IP = Irish Points (Grid Score) : * Total excludes High and Low scores : FTC = Failed To Complete

			ROUND 1					ROUND 2					
			Kristin Butke-Zagorski	Chris Carswell	Orla McCafferty-Doherty	Janey McGardle-Ryan	Eileen McLaughlin	Julia Bell	Shealagh Hallissey	Kate O'Neill-Wosczyzna	Kieran Rogers	Katie Stegeman	
			Rank	Entry	Name	Mark/IP	Mark/IP	Mark/IP	Mark/IP	Mark/IP	Mark/IP	Mark/IP	Mark/IP
29	579	Holly Faherty Hession : Cuige Chonnacht, Eire	89.9/37	88.25/100	85.9/1	79/1	87.25/26	92.6/50	92.8/33	95.5/9	83.75/22	85.2/12	130.997
30	521	Frances Ryan Claddagh : Western Region, USA	88/22.5	86.9/31	86.3/4.5	85/5.5	83.5/2	89.4/39	92.9/34	98.1/32	85.5/32	85.8/15	130.500
31	563	Ailbhe Cullen Kavanagh Porter: USA and Ireland	85.8/8	87.3/39	88.2/25	94/54.5	86.5/20	80.6/21	87.6/1	99.6/65	83/16.5	83/7	128.500
32	619	Maggie McGovern DeNogla Academy : Mid Atlantic Region, USA	86.1/10	86.5/17.5	87.6/19	94/54.5	88/28	81.6/24	90/1	97.1/21	81.7/4	87.4/23	112.500
33	639	Michaela Isaacson Short : Eastern Region, Canada	87.5/19	86.55/19.5	86.7/10	81/1	86.1/18	80.4/20	91.5/19.5	92.8/1	84.75/28	87.8/25	111.500
34	603	Kara Carr Erickson Academy : Mid America Region, USA	88.2/25	85.35/1	85.8/1	83/1	84.1/6	87.6/36	92.7/32	98.6/38	84.5/26.5	89.6/33	108.994
35	617	Rachel O'Brien Enright Quinn Academy : Cuige Mumhan, Eire	84.8/3	87.25/38	88.65/33	87/9	84.6/9.5	79.8/17	92.3/28	94.8/4	84.25/24.5	85.6/14	107.000
36	569	Hazel Keeney Fisher-McLeod : Western Region, USA	85.2/5	87.4/43	88.4/29	89/14.5	89/33	79.2/15	90.5/7	96.8/18	81.25/1	81/4	102.500
37	585	Elise Guionnaud Clark Academy : Mid America Region, USA	87.8/21	86.7/25.5	87.1/14	90/23	84.25/7	76/5	90.1/1.5	95.4/8	86.5/37	88.6/29	100.000
38	525	Adelle Stanton-Burseay Sue Fay Healy : Eastern Region, Canada	84/1	85.7/1	88.5/31	84/2	85/11	82.2/27	94/39	98.4/35	82/6.5	86.2/17	92.999
39	635	Myra Grace Thompson Hughes-Farrelly : Mid America Region, USA	84.4/1	86.7/25.5	85.85/1	91/31	86.6/21.5	77.6/10	91.5/19.5	93.7/1	84.25/24.5	77.4/1	78.497
40	591	Reilly Gareau Burke Connolly Academy : Southern Region, USA	87.2/17	85.95/5.5	87.7/20	89/14.5	87/24	75/2	91.1/15	95.3/7	80.6/1	89.4/32	75.500
41	561	Sierra Jackson Celtic Steps : Western Region, USA	88.6/28	86/7.5	86.8/11	90/23	85.5/14	78.4/12	88/1	97/20	80.5/1	84/9	69.993
42	551	Annabelle McGinnity Rochester Academy : Mid Atlantic Region, USA	86.4/12	86.2/10	86.1/1	91/31	84.5/8	77.4/9	91.3/17	97.3/23	82.5/13	78/1	69.000

Oireachtas Rince na Cruinne 2023

Result for Qualifying Competition 26A : Ladies 17 - 18 - A


Number entered: 67 : Number danced: 61 : Number Recalled: 34 : IP = Irish Points (Grid Score) : * Total excludes High and Low scores : FTC = Failed To Complete

			ROUND 1					ROUND 2					
			Kristin Butke-Zagorski	Chris Carswell	Orla McCafferty-Doherty	Janey McGardle-Ryan	Eileen McLaughlin	Julia Bell	Shealagh Hallissey	Kate O'Neill-Wosczyzna	Kieran Rogers	Katie Stegeman	
			Rank	Entry	Name	Mark/IP	Mark/IP	Mark/IP	Mark/IP	Mark/IP	Mark/IP	Mark/IP	Mark/IP
43	593	Caitlyn Elizabeth Breslin McDade-Cara : Mid Atlantic Region, USA	84.6/2	86.8/29	87.2/15	90.75/28.5	84/5	74/1	90.9/13	94.5/2	81.6/3	87.6/24	66.500
44	597	Helena Snape Kelly Hendry : North East Region, England	86.8/14	86.35/13	85.75/1	89.5/18.5	85.1/12	77.2/8	90.7/9	95.6/10	83.25/19	81.6/5	66.000
45	609	Isabella Girard Morse Academy : Mid Atlantic Region, USA	84.2/1	86.6/21.5	85.6/1	90/23	86.75/23	74.4/1	92.5/30	95.1/6	81.1/1	85/11	63.498
46	645	Eme Wyndham McInerney : New England Region, USA	83.4/1	85.5/1	85.65/1	82/1	81.75/1	80.8/22	90.8/11	97.6/26	82.2/9	94.4/43	61.986
47	539	Emma Chambers Ceim Oir : Southern Region, England	86/9	85.55/1	87.5/18	85/5.5	88.1/29	77/7	91/14	96.4/14	82/6.5	76/1	60.000
48	621	Katelyn Maguire O'Shea-Chaplin : New England Region, USA	89.1/31	86.75/27.5	86.65/9	88/11	83.6/3	71/1	89.9/1	92.4/1	82.25/10.5	86.8/20	59.989
49	565	Dara Gadbois McInerney : New England Region, USA	83.6/1	86.5/17.5	89.1/39	90.5/27	82.75/1	72/1	90.6/8	99.1/47	81.75/5	79/1	59.498
50	605	Grace Lavery Yvonne Kelly Dance Academy : Eastern Region, Canada	87/15.5	86.3/12	85.7/1	89.5/18.5	86/17	72.4/1	91.8/23	93/1	82.1/8	80.2/3	56.494
51	519	Mary Lake Michael Patrick Gallagher : Western Region, USA	82/0.99	85.4/1	88.3/27	72/0.99	82.5/1	74.6/1	89.6/1	97.4/24	85.1/30	87.2/22	49.981
52	517	Raeann Montanio Celtic Steps : Western Region, USA	87/15.5	85/0.99	87.4/17	70/0.99	81.5/1	76.6/6	89.7/1	96.9/19	82.6/14	83.6/8	45.483
53	543	Ella Walters Brosnan Academy : New South Wales, Australia	81.6/0.99	85.8/2	86.5/7	89/14.5	82/1	79/14	91.2/16	96.7/17	81/1	77/1	40.993
54	589	Hayley Brooker Kavanagh : Western Australia	85/4	85.95/5.5	86.6/8	90/23	83.75/4	75.4/3	91.6/21	94.7/3	81/1	77.6/1	24.497
55	535	Evyan Degeorge Harney Pender Keady Academy : New England Region, USA	82.8/1	87.15/36	87/13	84/2	80.5/1	75.6/4	90.1/1.5	93.2/1	81.2/1	82/6	22.492
56	611	Roberta Anne Dolan Loughran : North West Region, England	85.4/6	85.75/1	85.95/1	89/14.5	84.6/9.5	73.6/1	90.2/3	93.5/1	82.3/12	78.4/1	21.495

Oireachtas Rince na Cruinne 2023

Result for Qualifying Competition 26A : Ladies 17 - 18 - A


Number entered: 67 : Number danced: 61 : Number Recalled: 34 : IP = Irish Points (Grid Score) : * Total excludes High and Low scores : FTC = Failed To Complete

			ROUND 1					ROUND 2					
			Kristin Butke-Zagorski	Chris Carswell	Orla McCafferty-Doherty	Janey McGardle-Ryan	Eileen McLaughlin	Julia Bell	Shealagh Hallissey	Kate O'Neill-Wosczyzna	Kieran Rogers	Katie Stegeman	
			Rank	Entry	Name	Mark/IP	Mark/IP	Mark/IP	Mark/IP	Mark/IP	Mark/IP	Mark/IP	Mark/IP
57	531	Kyra Sexton Kavanagh Porter: USA and Ireland	83.2/1	85.3/1	86.3/4.5	82/1	79.5/1	71.4/1	89.6/1	94/1	83/16.5	86.6/19	21.476
58	583	Mackenzie Kelly Flynn : Mid Atlantic Region, USA	83.8/1	85.45/1	86.15/2	78/1	77.5/0.99	80.2/19	90.4/5.5	95/5	80.25/1	80/2	15.482
59	573	Sarah Ann Huber Trinity Academy : Mid America Region, USA	82.4/1	85.5/1	85.5/0.99	85/5.5	79/1	73/1	90/1	92/1	82.25/10.5	74/1	5.963
60	625	Luci Hancock Miller : South Australia	82.6/1	85.25/0.99	85.5/0.99	82/1	77/0.99	70.2/0.99	82.5/0.99	91.5/0.99	79/0.99	73/0.99	5.942
FTC	575	Bridget Hillmann Harney Pender Keady Academy : New England Region, USA	86.2/11	85.85/3	86/1	84/2	85.25/13	0/0	0/0	0/0	0/0	0/0	16.000

Oireachtas Rince na Cruinne 2023

Result for Qualifying Competition 26B : Ladies 17 - 18 - B

Number entered: 66 : Number danced: 63 : Number Recalled: 34 : IP = Irish Points (Grid Score) : * Total excludes High and Low scores : FTC = Failed To Complete

			ROUND 1					ROUND 2					
			Julia Bell	Shealagh Hallissey	Kate O'Neill-Wosczyzna	Kieran Rogers	Katie Stegeman	Kristin Butke-Zagorski	Chris Carswell	Orla McCafferty-Doherty	Janey McGardle-Ryan	Eileen McLaughlin	
			Rank	Entry	Name	Mark/IP	Mark/IP	Mark/IP	Mark/IP	Mark/IP	Mark/IP	Mark/IP	Mark/IP
1	514	Lara Magee McNelis Cunningham : Cuige Uladh, Eire	92.6/75	96.1/100	96/26	85.5/39	93.4/50	97/100	89.6/100	96/100	98/100	96.5/100	464.000
2	576	Scarlett skehill Celtic Hearts : Southern Region, England	85.2/43	91.1/17.5	97.4/33	89.5/100	95.4/65	96/75	89.5/75	95/75	96/65	95.5/75	366.000
3	602	Siobhan Tomlinson Mattierin : Western Region, Canada	79.4/13	93.7/50	99.1/53	89/75	93.8/53	94/65	89.25/65	88.75/37	93.5/35	91.75/41	299.000
4	522	Eabha Brennan Hession : Cuige Chonnacht, Eire	93/100	94/60	98.5/41	84.5/32	97/100	87.5/14	87.85/26.5	87.75/19	92.25/25	95/65	271.500
5	582	Elise Weske Bellator Academy : Mid America Region, USA	90/60	91.5/25	99.4/65	87.75/60	94.8/60	90.2/37	87.6/17	87.4/14	93.5/35	92/43	269.000
6	524	Louise Sanders McGahan Lees : Southern Region, England	92/65	93/38	98/36	84/26	93/45	91.4/47	88.05/34.5	90.5/60	96.5/75	91.25/38	264.000
7	546	Emma O'Connor Caroline Greene School : Scotland	86/45	91.3/22	94.4/18	84.75/34	91.2/38	92/56	89/60	90/56	92/21.5	94/56	262.000
8	560	Ciara Greenwood Ward-Mallinson : North West Region, England	89/56	94.5/75	92.6/9	85.25/38	81/12	91.8/53	87.15/1.5	91/65	94.5/39.34	93.5/53	251.333
9	532	Erin Dixon Harney Pender Keady Academy : New England Region, USA	82/31	90.6/8.5	98.3/38	83.5/23	89/31	93/60	88.75/56	86.65/5	94.75/45	92.5/47	233.000
10	610	Shauna Parry Hession : Cuige Chonnacht, Eire	84.4/38	92.9/36.5	99.3/60	87.25/56	90.8/36	89.85/33	88.05/34.5	88.8/38	92.5/27.5	88.25/26	225.500
11	624	Ava Pinckney Francis Academy : Mid Atlantic Region, USA	80.3/19	93.8/53	96.8/31	86.74/50	93.2/47	87.4/13	88/32.5	88.5/32	94.5/39.34	89.75/32	224.500
12	598	Melodie Kemp Watt : Western Region, Canada	84.6/39	90.6/8.5	93.6/16	88.5/65	92.4/43	90.6/41	87.9/28.5	86.6/4	95/51.5	94.5/60	219.000
12	608	Kassidy McGlynn Inishfree : Mid Atlantic Region, USA	80.5/21	93.9/56	99.7/100	86.25/45	88.6/30	90.1/36	88.1/36.5	88/24	91.75/17.5	88.75/28	219.000
14	600	Delaney Lindner The Academy : Mid America and Western Australia	84/36	93.5/45	91.8/7	86.5/47	94.4/56	87.8/16	88.15/38	88.4/30	92/21.5	86.5/15	195.500

Oireachtas Rince na Cruinne 2023

Result for Qualifying Competition 26B : Ladies 17 - 18 - B

Number entered: 66 : Number danced: 63 : Number Recalled: 34 : IP = Irish Points (Grid Score) : * Total excludes High and Low scores : FTC = Failed To Complete

			ROUND 1					ROUND 2					
			Julia Bell	Shealagh Hallissey	Kate O'Neill-Wosczyzna	Kieran Rogers	Katie Stegeman	Kristin Butke-Zagorski	Chris Carswell	Orla McCafferty-Doherty	Janey McGardle-Ryan	Eileen McLaughlin	
			Rank	Entry	Name	Mark/IP	Mark/IP	Mark/IP	Mark/IP	Mark/IP	Mark/IP	Mark/IP	Mark/IP
15	588	Abbie McCartney Ferry Academy : Cuige Uladh, Eire	80.1/17	92.7/34	97.7/34	83.1/20	90.2/34	89.9/34	87.75/22.5	88.7/36	94.5/39.34	90.5/35	193.000
16	616	Freya McMahon McGahan Lees : Southern Region, England	82.8/33	92.9/36.5	99.5/75	85.1/36	88/28	89.2/27	87.75/22.5	89.9/53	91/9	90.75/36	191.000
17	528	Lillian Skidmore Wick : Western Region, USA	88/53	91.8/28	98.8/47	85/35	92/39	90.8/43	87.7/20.5	86.45/2	92.75/30	87.1/19	190.500
17	570	Sarah O'Connor Hession : Cuige Chonnacht, Eire	80.8/24	91.1/17.5	99.2/56	85.75/41	87.4/26	90/35	87.85/26.5	88.9/39	92.5/27.5	91/37	190.500
19	536	Zoe Lynch O'Neill Blake : Cuige Laighean, Eire	78/7	90.1/1	97/32	82.5/17	86/23	87.9/17	88.25/43	88.55/33	95.25/56	92.25/45	168.000
20	574	Ciara Hoyne Flynn O'Kane Academy : Cuige Laighean, Eire	87/50	92.1/29	96.3/28	86/43	86.4/24	88.8/24	87.4/11.5	86.4/1	93/32	93/50	167.500
21	564	Sarah Obbema Wilson-Bryson-Dennis School : Eastern Region, Canada	80.6/22	90.8/12.5	95.7/23	83/19	88.2/29	89.8/32	88.5/53	86.9/8	94/37	90/33	166.000
22	542	Julia Gill DeNogla Academy : Mid Atlantic Region, USA	83.4/35	91.3/22	96.6/30	87/53	91/37	91/45	88/32.5	86.2/1	71.5/0.99	88.5/27	162.496
23	538	Mieka Young Kilkenny Lundy School : Netherlands	79/11	92.6/32	95.5/22	82.25/15	82/14	89.3/28	88.2/40	89/41	94.75/45	87.6/22.5	160.000
24	620	Niamh Barrios Clann Lir Academy : New England Region, USA	86.8/47	94.1/65	98.4/39	83.6/24.5	85.6/22	87.6/15	87.35/10	88.2/26	90.5/3	87.75/24	159.500
25	640	Jolene Harvey Scoil Rince Saoirse : Mid Atlantic Region, USA	78.4/9	90.5/6.5	95.8/24	84.3/31	90/33	88/18.5	88.45/50	89.5/45	91.5/14.5	86.6/16	143.500
26	572	Erin O'Grady Turley Duggan : Midlands Region, England/Wales	80.4/20	91.4/24	93.4/15	82.75/18	89.6/32	87.2/12	87.65/18.5	87.9/22	94.75/45	91.5/39	141.500
27	604	Ayanna Singh Kinsella : Mid America Region, USA	75.6/1	92.8/35	98.6/43	82.2/14	84.6/19	85.8/3	88.2/40	88.1/25	93.5/35	85.75/12	140.000
28	544	Christianna Sorenson Celtic Steps : Western Region, USA	85/41	91/15.5	91/2	84.25/29.5	92.2/41	89.4/29	87.25/6	88.6/34	90/1	87/18	139.000

Oireachtas Rince na Cruinne 2023

Result for Qualifying Competition 26B : Ladies 17 - 18 - B

Number entered: 66 : Number danced: 63 : Number Recalled: 34 : IP = Irish Points (Grid Score) : * Total excludes High and Low scores : FTC = Failed To Complete

			ROUND 1					ROUND 2					
			Julia Bell	Shealagh Hallissey	Kate O'Neill-Wosczyzna	Kieran Rogers	Katie Stegeman	Kristin Butke-Zagorski	Chris Carswell	Orla McCafferty-Doherty	Janey McGardle-Ryan	Eileen McLaughlin	
			Rank	Entry	Name	Mark/IP	Mark/IP	Mark/IP	Mark/IP	Mark/IP	Mark/IP	Mark/IP	Mark/IP
29	556	Sofia Dorantes Celtica Dance Academy : Mexico	81.6/29	90.4/4	92.9/12	82/12	96/75	90.4/38	87.8/24.5	89.6/47	92/21.5	87.5/21	137.000
30	584	Ettie Geltser Celtic Steps : Western Region, USA	81.4/28	92.4/30	93.2/14	81.2/4	82.4/15	90.5/39	87.3/8.5	89.2/43	90/1	89.5/31	135.500
31	580	Erin Tighe De Barra Academy : Western Region, USA	74.4/1	90/1	98.1/37	83.25/22	82.8/16	89.6/31	87.95/30.5	87.6/17	95/51.5	82.5/1	117.497
32	632	Lucy Reich Celtic Steps : Western Region, USA	77.2/3	90.7/10.5	97.8/35	84.2/28	90.6/35	89.1/26	87.1/1	88.35/29	90.75/5.5	85.1/10	115.000
33	526	Shylah Wells Triggles Academy : Southern Region, USA	84.2/37	90.3/2	95/20	81.75/11	84/18	86.5/8	87.95/30.5	87.95/23	93/32	81.75/1	110.500
33	634	Soren Winheim Fisher-McLeod : Western Region, USA	77.8/6	90.5/6.5	98.7/45	83.6/24.5	85/20	88.1/20	87.9/28.5	87.2/12	92.5/27.5	83.25/1	110.500
35	638	Siobhan Sweeney Scanlon : Midlands Region, England/Wales	81.2/26.5	93.2/42	93/13	84.6/33	81.6/13	85/1	87.3/8.5	88.25/27	90/1	89.25/30	108.998
36	596	Abigail Luck Corless Academy : Cuige Mumhan, Eire	83/34	91/15.5	94/17	82.3/16	83.4/17	88.6/23	86.9/1	87.3/13	92/21.5	89/29	107.500
37	590	Charlotte McDaniel Murray Academy : New England Region, USA	81.2/26.5	91.3/22	92.8/11	84.25/29.5	87.8/27	84.6/1	87.5/14	86.7/6.5	93/32	84.75/9	105.000
38	626	Olivia Mulcock Kelly Hendry : North East Region, England	82.2/32	89.1/0.99	90.9/1	85.2/37	79.4/9	86.8/10	87.65/18.5	88.65/35	90.5/3	90.25/34	104.500
39	630	Luci Acuna Cass-Barrington : Southern Region, USA	81.8/30	92.6/32	90.6/1	81.6/9	73.6/1	89.5/30	88.1/36.5	87.45/15	91.25/12	84.6/8	96.998
40	566	Cameron Dziminski Triggles Academy : Southern Region, USA	80.2/18	90.4/4	89.7/1	82.1/13	76/1	86.4/7	88.3/45	89.8/50	92/21.5	84.5/7	91.499
41	550	Priscilla Smedley Michael Patrick Gallagher : Western Region, USA	73.4/1	89.5/1	91.4/5	78.2/0.99	75.2/1	91.6/50	88.35/47	85.8/1	76/0.99	88/25	75.971
42	606	Carra Hurley Gott-Hughton Academy : Western Region, Canada	78.2/8	90.8/12.5	92.7/10	81.7/10	68/0.99	88.4/22	87.2/3.5	87.65/18	91/9	86.75/17	72.000

Oireachtas Rince na Cruinne 2023

Result for Qualifying Competition 26B : Ladies 17 - 18 - B


Number entered: 66 : Number danced: 63 : Number Recalled: 34 : IP = Irish Points (Grid Score) : * Total excludes High and Low scores : FTC = Failed To Complete

			ROUND 1					ROUND 2					
			Julia Bell	Shealagh Hallissey	Kate O'Neill-Wosczyzna	Kieran Rogers	Katie Stegeman	Kristin Butke-Zagorski	Chris Carswell	Orla McCafferty-Doherty	Janey McGardle-Ryan	Eileen McLaughlin	
			Rank	Entry	Name	Mark/IP	Mark/IP	Mark/IP	Mark/IP	Mark/IP	Mark/IP	Mark/IP	Mark/IP
42	614	Sophie Parkhouse Devaney- Toghler Academy : Midlands Region, England/Wales	79.8/15	93.1/39	95.9/25	83.2/21	77.8/4	85.6/2	87.25/6	85.6/0.99	95.5/60	83.75/3	72.000
44	622	Alyssa Andersen Triggle Academy : Southern Region, USA	79.6/14	92.6/32	91.3/4	81.4/7	80.2/11	88.2/21	87.45/13	85.75/0.99	92.5/27.5	82.25/1	66.993
45	552	Ella Bahna Hogan Irish Dance Academy : Mid America Region, USA	80/16	89.4/1	99/50	80.1/1	80/10	88/18.5	87.7/20.5	86.3/1	91.5/14.5	84/4	63.994
46	628	Laurel Medhurst Blakey O'Brien : Western Region, Canada	72.8/0.99	93.2/42	94.8/19	84.1/27	71.4/1	86.2/6	87/1	87.1/10	88/1	87.25/20	63.986
47	558	Keira Gentilucci McInerney : New England Region, USA	74/1	89.7/1	88.7/0.99	81.5/8	74/1	89/25	85.8/0.99	88.3/28	91/9	86/13	49.981
48	530	Erin Macmillan Claddagh Academy : Southern Region, England	77/2	90.2/1	96.1/27	80.25/1	78/5	86.1/5	86.85/1	87.85/21	91.5/14.5	87.6/22.5	48.500
49	562	Clara Bennett Carle : Mid Atlantic Region, USA	76.8/1	91.2/19.5	96.4/29	80.75/1	87/25	85.2/1	87.05/1	85.9/1	90.75/5.5	83.5/1	48.495
50	548	Kaela Meyer Richens/Timm : Mid America Region, USA	77.4/4	91.2/19.5	91.6/6	81.25/5	71/0.99	86/4	87.55/15.5	87.8/20	84/0.99	77/0.99	35.490
51	518	Scarlett Quinn Houston : Western Region, Canada	75/1	93.6/47	89.3/0.99	81/2	77/2	86.6/9	87.25/6	88.45/31	91.5/14.5	83.1/1	34.494
52	534	Ella Naughton Enright Quinn Academy : Cuige Mumhan, Eire	78.6/10	89.9/1	90/1	79.5/0.99	79/8	84.5/1	87.4/11.5	87.15/11	92/21.5	82.6/1	33.483
53	594	Marlena Berger Goodwin : Mid Atlantic Region, USA	79.2/12	91.7/26.5	91.2/3	80.2/1	75.6/1	85.4/1	86.4/0.99	86.7/6.5	90.5/3	85.25/11	26.498
54	568	Caoimhe Reilly Scanlon : Midlands Region, England/Wales	76/1	89.6/1	90.4/1	79.75/1	70.2/0.99	84/1	87.2/3.5	87.5/16	91.75/17.5	83/1	23.476
55	520	Claire Giles Gregan Irish Dancers NZ : New Zealand	81/25	90.9/14	90.8/1	80/1	72/1	84.8/1	87.8/24.5	86.35/1	90/1	83.6/1.5	19.488
56	618	Madison King Dwyer : Mid America Region, USA	80.7/23	89.3/0.99	90.3/1	80/1	75/1	83.8/1	87.55/15.5	86.25/1	90/1	86.25/14	18.978

Oireachtas Rince na Cruinne 2023

Result for Qualifying Competition 26B : Ladies 17 - 18 - B

Number entered: 66 : Number danced: 63 : Number Recalled: 34 : IP = Irish Points (Grid Score) : * Total excludes High and Low scores : FTC = Failed To Complete

			ROUND 1					ROUND 2					
			Julia Bell	Shealagh Hallissey	Kate O'Neill-Wosczyzna	Kieran Rogers	Katie Stegeman	Kristin Butke-Zagorski	Chris Carswell	Orla McCafferty-Doherty	Janey McGardle-Ryan	Eileen McLaughlin	
			Rank	Entry	Name	Mark/IP	Mark/IP	Mark/IP	Mark/IP	Mark/IP	Mark/IP	Mark/IP	Mark/IP
57	578	Molly McNab Blakey O'Brien : Western Region, Canada	77.6/5	90.7/10.5	89.5/0.99	79.25/0.99	78.4/6	83.4/0.99	87.1/1	85.5/0.99	89/1	79/0.99	14.963
58	586	Kelsey Woods Trinity Academy : Mid America Region, USA	76.4/1	88.8/0.99	90.5/1	81.3/6	76.6/1	83.6/0.99	86.75/1	86.5/3	91/9	84.25/6	12.986
59	642	Claire Stickland Wilson-Bryson-Dennis School : Eastern Region, Canada	76.6/1	90.2/1	95.3/21	80.6/1	78.8/7	84.2/1	87.15/1.5	85.7/0.99	87/1	83.6/1.5	12.484
60	554	Aoife Duffy Joyce-O'Donnell : North West Region, England	75.2/1	91.7/26.5	90.2/1	81.1/3	77.4/3	87/11	87/1	86.1/1	90/1	82/1	9.982
61	516	Alison Myers-Beck Burke Connolly Academy : Southern Region, USA	72/0.99	90/1	92/8	80.5/1	73/1	84.4/1	87.05/1	85.85/1	91/9	84.1/5	9.978
62	612	Kaitlin Bissett Matthews : Midlands Region, England/Wales	72.6/0.99	90.4/4	89.8/1	80.3/1	85.2/21	83.2/0.99	86/0.99	87/9	85/1	78.5/0.99	8.958
63	540	Keira Rheinheimer Early-McLoughlin : Mid Atlantic Region, USA	70/0.99	89.3/0.99	89/0.99	79/0.99	67/0.99	83/0.99	85.9/0.99	86/1	70/0.99	78/0.99	5.926