



Oireachtas Rince na Cruinne 2023



Results for Competition 25 : Ladies 18 - 19

Adjudicators

Round 1

Charmayne Dulley

Daryl Goldes

Claire Kelly-Maxwell

Kathleen McLaughlin-Giroux

Moira McMahon

Round 2

Francis Curley

Tony Ferguson

Maureen Hegarty-Vogels

Carol Kelly-Pirsztuk

Fiona Robinson

Round 3

Ellen Boyle-Gibbons

Bronwyn Kelly

Imelda Keogh


Kerry Kelly-Oster

Joseph Manning

Oireachtas Rince na Cruinne 2023

Final Result for Competition 25 : Ladies 18 - 19

Notes: MW = World Medal winner : R = Recaller : Score = Judges marks : IP = Irish Points (Grid Score) : FTC = Failed To Complete : * All Totals exclude High and Low scores

				Charmayne Dulleay	Daryl Goldes	Claire Kelly-Maxwell	Kathleen McLaughlin-Giroux	Moirá McMahon	1st Round Total (IP) *	Francis Curley	Tony Ferguson	Maureen Hegarty-Vogels	Carol Kelly-Prisztuk	Fiona Robinson	2nd Round total (IP) *	Ellen Boyle-Gibbons	Bronwyn Kelly	Kerry Kelly-Oster	Imelda Keogh	Joseph Manning	3rd Round Total (IP) *	TOTAL IP *	
Card	Position @ recall	Final Place	Name/School	Status	ROUND 1 : Score/IP					ROUND 2 : Score/IP					ROUND 3 : Score/IP								
704	(3)	1	Emily Colangelo McNelis Cunningham : Cuige Uladh, Eire	MW	83.5/43	91.5/75	98.6/100	97.5/75	96/75	225	95.5/75	93/44	86.8/7	95.5/31	78.65/35	110	95/75	76.75/15	84.25/51.5	99/100	93.5/100	226.5	561.5
748	(4)	2	Megan Stuart Corda Mor : Mid America Region, USA	MW	84/45	93/100	94.4/27	97/65	89/34	144	88.25/27	92/36.5	94/100	98/65	81.5/60	161.5	96/100	95.8/60	92/100	97.5/75	93/65	240	545.5
727	(1)	3	Mary Ellen Conway McGahan Lees : Southern Region, England	MW	86.5/53	91/65	98.2/75	98/100	90.25/38	193	94/56	94.5/60	89/39	98.6/100	84/100	216	93/53	93/39	83/41	93.6/38	89/56	133	542
753	(2)	4	Jade Ryan Flynn O'Kane Academy : Cuige Mumhan, Eire	MW	86/50	75.5/2	92/20	96/56	94.5/60	126	96/100	96/100	89.85/65	97.2/53	78.85/37	218	94.5/60	95/56	83.5/43	96.5/60	78.3/23	159	503
709	(5)	5	Tegan McConomy McConomy-Bradley-Doherty : Cuige Uladh, Eire	MW	85/47	89.5/53	96.5/39	96.5/60	97/100	160	88/25.5	93/44	88.95/38	93.9/12	79.75/47	107.5	94.6/65	96.5/75	84.25/51.5	97/65	81.1/39	181.5	449
737	(10)	6	Kate Gardella Hughes-Farrelly : Mid America Region, USA	MW	88/56	89/50	95/30	90/23	90/37	117	90.75/39	92/36.5	88.8/35	96.2/38	79.25/39	113.5	94/56	93.5/43	90/75	92.7/34	84/47	146	376.5
711	(6)	7	Caitlin Ward Marie Connell : Midlands Region, England/Wales	MW	82/38.5	75/1	92.4/21	94.75/47	90.5/39	98.5	95.25/65	95/65	89.5/53	97/47	79.3/41	165	72.5/16	89.5/29	82/38	93/35	80/35	99	362.5
722	(15)	8	Aisling O Sullivan The John Lonergan Academy : Cuige Mumhan, Eire	MW	88.5/60	79.25/20	97.2/56	94.6/45	81.25/15.5	121	87.75/24	91/30.5	88.45/25	94.4/19	77/15	68	80/30	97/100	88/65	90/25	90/60	155	344
712	(8)	9	Aoife Campbell Cosceol : Cuige Uladh, Eire	MW	82.5/41	79.75/22	96.6/41	91.75/32	91.5/43	114	93.5/53	92/36.5	87.85/14	97.1/50	78.55/34	120.5	91/45	91/33	79/31	89/21	85/50	109	343.5
708	(12)	10(T)	Bridget Moran The Irish Dance Academy : Southern Region, England	MW	89/65	81/28	98/65	94.25/41	88.5/33	139	87/20.5	89/12.5	88.6/29.5	95.2/27.5	77.85/27	75	79.75/29	92.3/36	83.75/45	94.6/47	93.1/75	128	342
719	(7)	10(T)	Abi Wright Maguire-O'Shea : Southern Region, England	MW	81/36	77/10	91.8/19	89.75/21	92/45	76	95/60	88/4	89.9/75	96.8/45	82/65	170	77.5/25	96/65	79.5/33	91/29	79.9/34	96	342
715	(8)	12	Ailish Cromie Schade : Mid Atlantic Region, USA	MW	76/24	87.5/43	96.8/44	91.25/30	92.5/47	117	89.5/33.5	90/24	89.7/56	98.2/75	77.95/28	117.5	90.55/41	90/31	84.5/56	92.5/33	79.5/30.5	105	339.5
707	(20)	13(T)	Kristen Pietersma Blakey O'Brien : Western Region, Canada	MW	80/33	88/45	93.4/23	94/39	81.5/17	95	84.75/9	90/24	89.05/41	96/34.5	77.35/21	79.5	92/50	94.2/50	81.5/37	95.5/56	80.1/36	137	311.5
720	(11)	13(T)	Katelyn Claar The Academy : Mid America and Western Australia	MW	76.3/25	87.25/41	96.85/48.5	92.2/33	89.5/35	109	89/30.5	90/24	88.5/26	97.8/60	80/50	106.5	90.5/39	89/28	75/23	92/31	80.5/37	96	311.5
741	(14)	15	Ava Vickers Goggin-Carroll : Eastern Region, Canada	MW	90/87.5	82.5/31	96.2/36	92.5/35	95/65	136	90.25/37	89/12.5	89.15/45	93.5/8	75.85/2.5	57.5	90.6/43	90.75/32	84/47	90.7/28	81.5/41	116	309.5
713	(16)	16	Zoe Burton Celtic Steps : Western Region, USA	MW	90/87.5	88.5/47	94.6/28	90.2/24	88/32	107	86/15.5	90/24	88.6/29.5	96.1/36.5	77.35/21	74.5	90/37	94.5/53	80/35	94/41	79/27	113	294.5
749	(19)	17	Meghann Mullarkey McGrath Morgan Academy : Southern Region, USA	R	72/20	87/39	89/9	95/50	93/50	109	86.5/18	88/4	88.15/20.5	95.2/27.5	79.5/44	66	91.5/47	92.25/35	81/36	93.2/36	87/53	119	294
714	(22)	18	Mikaila Farrell DeNogla Academy : Mid Atlantic Region, USA	R	82/38.5	85.5/36	94.1/25	92.25/34	86/28	98	85/10.5	93/44	87/9	95/25.5	78.35/32.5	68.5	89/36	87.5/23	85/60	95/53	81/38	127	293.5
752	(13)	19	Louise Fitzpatrick McGahan Lees : Southern Region, England	R	78.5/28	76.75/8	95.4/32	90.75/27	86.5/29	84	91.5/45	92/36.5	87.9/15	95.6/32	79.5/44	112.5	75.25/20	93.75/45	71/18	94.5/45	78.25/22	87	283.5

Oireachtas Rince na Cruinne 2023

Final Result for Competition 25 : Ladies 18 - 19

Notes: MW = World Medal winner : R = Recaller : Score = Judges marks : IP = Irish Points (Grid Score) : FTC = Failed To Complete : * All Totals exclude High and Low scores




			Charmayne Dulleay	Daryl Goldes	Claire Kelly-Maxwell	Kathleen McLaughlin-Giroux	Moira McMahon	1st Round Total (IP) *	Francis Curley	Tony Ferguson	Maureen Hegarty-Vogels	Carol Kelly-Prisztuk	Fiona Robinson	2nd Round total (IP) *	Ellen Boyle-Gibbons	Bronwyn Kelly	Kerry Kelly-Oster	Imelda Keogh	Joseph Manning	3rd Round Total (IP) *	TOTAL IP *		
Card	Position @ recall	Final Place	Name/School	Status	ROUND 1 : Score/IP					ROUND 2 : Score/IP					ROUND 3 : Score/IP								
735	(22)	20	Anna Hall Doherty Petri : USA and Ireland	R	79/31	81.5/29	96/35	92.75/36	87/30	96	88/25.5	90/24	89.1/43	94.6/21	75.25/1	70.5	90.2/38	92.75/38	79.25/32	93.8/39	79.5/30.5	108	274.5
702	(24)	21	Ella McCourt Niall Holly Academy : Cuige Laighean, Eire	R	78.7/29	77.25/11	89.2/10	95.25/53	84.5/24	64	91.25/43	94/54.5	88.85/36.5	94.15/16	76.65/11	95.5	76.25/23	94/47	79.75/34	94.3/43	79.6/32	109	268.5
750	(17)	22	Erin O'Donnell Enright Quinn Academy : Cuige Mumhan, Eire	R	70.5/18	83/33	96.4/38	93.5/38	80.5/11.5	89	89.25/32	95.5/75	88.6/29.5	95/25.5	78.1/30	91.5	79.25/27	86.75/19	74.5/22	93.5/37	76.5/17	68	248.5
736	(21)	23	Izzy Coburn Doherty Petri : USA and Ireland	R	70/16.5	85/35	96.8/44	93/37	91/41	113	92/47	88/4	88.85/36.5	93.2/5	76.8/13	54.5	83/33	92.5/37	72/19	89.8/24	77.5/19	76	243.5
734	(25)	24	Hannah Cai Cuniffe Marie Moore : Mid Atlantic Region, USA	R	71/19	84.5/34	95.6/34	88/9	81/14	67	90.5/38	89/12.5	87.95/16	96/34.5	80.1/53	88.5	84/34	88.25/24	76/24	88.2/18	79.25/29	77	232.5
746	(18)	25	Lauren Pyper O'Neill Blake : Cuige Laighean, Eire	R	61/1	78.5/17	93/22	87.5/4	82/18	39	88.75/29	94/54.5	89.4/50	95.8/33	83/75	137.5	75/19	84.5/16	69/16	89.6/23	74/15	51	227.5
739	(26)	26	Annie Stewart Sullivan-Stewart : New England Region, USA	R	63/6	86.5/38	97/53	91/28	84/23	89	84.5/8	91.5/33	89.2/47	93/4	77.3/19	60	73/17	88.75/26.5	76.5/25	90.3/26	79.1/28	77.5	226.5
706	(33)	27	Sophia Degrazia Onórach Mulhern Geraghty : USA & Ireland	R	62.2/2.5	77.5/12	95.5/33	89.25/18	83.5/21.5	51.5	85.75/14	92/36.5	88.6/29.5	94.75/22.5	75.85/2.5	66	79.5/28	93.25/41	82.5/39	94.8/50	78.8/26	108	225.5
729	(29)	28	Charlotte Winarski O'Shea-Chaplin : New England Region, USA	R	75/23	80.15/24	90/12	88.8/15	80.25/9.5	50	90/36	91/30.5	87.7/12	96.6/43	77.5/23	89.5	78/26	89.75/30	78/28	87.5/16	78/21	75	214.5
733	(27)	29	Julia Peters Carle : Mid Atlantic Region, USA	R	61/1	76.15/5	96.85/48.5	87/2	89.75/36	43	93/50	93.5/50	88.25/22	94.2/17	77.8/26	98	76.5/24	88.75/26.5	74/21	89.5/22	78.75/25	71	212
732	(35)	30	Maeve Galla Leneghan : Mid America Region, USA	R	62/1	82.75/32	96.25/37	87.7/6	80/7	45	86/15.5	90/24	88.55/27	94/13	78.25/31	66.5	84.5/35	91.5/34	78.5/29.5	90.5/27	79.75/33	96.5	208
717	(30)	31	Libby Holmes Joyce-O'Donnell : North West Region, England	R	79/31	78.75/18	91.4/17	88.2/10	80.5/11.5	46.5	87/20.5	89.5/18.5	88.7/33	97.4/56	78.75/36	89.5	76/22	88.5/25	70/17	91.5/30	77/18	65	201
728	(27)	32	Cliona Sheridan Mona Ni Rodaigh : Cuige Uladh, Eire	R	79/31	77.75/13.5	97.4/60	89.8/22	93.5/53	106	85/10.5	89/12.5	88.1/18.5	93.6/9	76.75/12	35	74/18	87.25/21.5	73/20	88.5/19	75/16	57	198
705	(34)	33	Lucy Wills The O'Faolain Academy : Mid America Region, USA	R	62.5/4.5	78.25/16	94.2/26	94.5/43	82.5/19	61	89/30.5	89/12.5	88.1/18.5	94.75/22.5	76.85/14	55	80.5/31	87.25/21.5	77.5/27	92.3/32	77.75/20	79.5	195.5
710	(31)	34	Isabella Pelura Kavanagh Porter: USA and Ireland	R	78/27	76.25/6	87.4/6	88.25/11	83.5/21.5	38.5	84.25/7	91/30.5	88.65/32	96.1/36.5	78.35/32.5	95	71.25/15	86/17	77/26	87/15	82/43	58	191.5
726	(32)	35	Kaylee Logatto Kavanagh Porter: USA and Ireland	R	81/36	80.75/27	94.8/29	88.7/13	80.75/13	69	91/41	88/4	88/17	91.4/1	78/29	50	82.5/32	86.5/18	67/15	88/17	83/45	67	186
742	(36)	36	Poppy Allen McGahan Lees : Southern Region, England	R	69.5/15	77.75/13.5	82/1	89/17	85/25	45.5	89.75/35	89/12.5	84.95/3	94.3/18	79/38	65.5	75.75/21	87/20	78.5/29.5	88.7/20	78.5/24	65	176
701	(37)	37	Sinead Daly The Academy : Mid America and Western Australia		80.5/34	90.5/60	94/24	91.5/31	80/7	89	85.25/12.5	88/4	88.75/34	92.6/3	75.9/4	20.5							109.5
731	(38)	38	Chloe Kiernan Smith-Boylan : Cuige Laighean, Eire		81/36	73.75/1	88.8/8	87.6/5	85.5/26.5	39.5	87.5/23	89.5/18.5	84.95/3	94.8/24	80.5/56	65.5							105

Oireachtas Rince na Cruinne 2023

Final Result for Competition 25 : Ladies 18 - 19

Notes: MW = World Medal winner : R = Recaller : Score = Judges marks : IP = Irish Points (Grid Score) : FTC = Failed To Complete : * All Totals exclude High and Low scores

																								
Card	Position @ recall	Final Place	Name/School	Status	ROUND 1 : Score/IP					1st Round Total (IP) *	ROUND 2 : Score/IP					2nd Round total (IP) *	ROUND 3 : Score/IP					3rd Round Total (IP) *	TOTAL IP *	
747	(39)	39	Maggie Webber Mulvihill-Lynch : Mid Atlantic Region, USA		66/10	86/37	87/4.5	88.5/12	94/56	59	85.25/12.5	89/12.5	89.8/60	94.5/20	76.3/8	45								104
721	(40)	40	Rose Michaela Cunniffe Coleman : Cuige Chonnacht, Eire		73/21.5	76.8/9	90.2/13	87.8/8	87.5/31	43.5	89.5/33.5	90/24	87.6/11	93.4/7	77.75/25	60								103.5
725	(41)	41	Kelly Samia Ross Flynn O'Kane Academy : Cuige Laighean, Eire		77.5/26	80.25/25	88.1/7	91.1/29	80.25/9.5	60.5	84/6	93/44	87.8/13	93.8/11	77.25/18	42								102.5
703	(42)	42	Holly McAlevey Mona Ni Rodaigh : Cuige Uladh, Eire		67/11	76/4	90.6/14.5	87.25/3	83/20	29.5	86.25/17	90/24	88.3/23	96.3/39	77.35/21	68								97.5
745	(43)	43	Piper Normand Ashurst Academy : New England Region, USA		62/1	82/30	82.4/1	89.5/19	78/1	21	86.75/19	92/36.5	88.15/20.5	96.4/41	77.1/16	76								97
743	(44)	44	Emalee Chapple Watt : Western Region, Canada		69/13	90/56	95.2/31	89.6/20	78/1	64	87.25/22	88/4	84.95/3	93.7/10	76.6/10	24								88
751	(45)	45	Madison Egerton Ward-Mallinson : North West Region, England		69.3/14	74.25/1	87/4.5	88.75/14	79.5/4.5	23	88.5/28	89/12.5	86.2/5	95.3/29	77.15/17	57.5								80.5
740	(46)	46	Brooke Elliott-Forster Doyle Academy : New Zealand		63.5/7	79.5/21	91/16	90.5/26	78/1	44	83.5/4	90/24	86.65/6	94.1/14.5	76.5/9	29.5								73.5
744	(47)	47	Ella Post Bellator Academy : Mid America Region, USA		70/16.5	80.5/26	85/1	90.25/25	79/2	43.5	80.5/1	86/1	84.35/1	94.1/14.5	77.6/24	16.5								60
724	(48)	48	Clodagh Nugent Cowhie Ryan McCole : Cuige Chonnacht, Eire		62.2/2.5	75.25/1	91.6/18	88.9/16	81.25/15.5	34	82/1	89/12.5	88.4/24	91/1	76.25/7	20.5								54.5
716	(49)	49	Victoria Corcoran Mulvihill-Lynch : Mid Atlantic Region, USA		64/8	78/15	90.6/14.5	86.75/1	79.5/4.5	27	83.75/5	91/30.5	84.45/1	93.3/6	75.65/1	12								39
738	(50)	50	Maya Reese Drake : Southern Region, USA		65/9	80/23	86/2	84/1	80/7	18	82.5/2	89/12.5	87.4/10	90.6/1	76.1/6	18								36
730	(51)	51	Nina Harrington Celtic Steps : Western Region, USA		73/21.5	79/19	86.8/3	86.25/1	79/2	24	83/3	86/1	84.5/1	95.4/30	76/5	9								33
723	(52)	52	Sofia Cieza Sheridan Celtic Argentina : Argentina	Aisling	62.5/4.5	76.5/7	89.6/11	86.7/1	85.5/26.5	22.5	80/1	87/1	84.6/1	92.2/2	75.75/1	3								25.5
718	(53)	53	Alexa Donion Tara : Western Region, USA		67.5/12	75.75/3	85/1	87.75/7	79/2	12	81/1	88/4	86.9/8	91.6/1	74.75/1	6								18

Thank you for choosing www.feisresults.com

Oireachtas Rince na Cruinne 2023

Result for Qualifying Competition 25A : Ladies 18 - 19 - A


Number entered: 53 : Number danced: 50 : Number Recalled: 27 : IP = Irish Points (Grid Score) : * Total excludes High and Low scores : FTC = Failed To Complete

			ROUND 1					ROUND 2					
			Chris Carswell	Shealagh Hallissey	Orla McCafferty-Doherty	Kate O'Neill-Wosczyzna	Katie Stegeman	Julia Bell	Kristin Butke-Zagorski	Janey McGardle-Ryan	Eileen McLaughlin	Kieran Rogers	
			Rank	Entry	Name	Mark/IP	Mark/IP	Mark/IP	Mark/IP	Mark/IP	Mark/IP	Mark/IP	Mark/IP
1	609	Megan Stuart Corda Mor : Mid America Region, USA	87.25/56	96/51.5	88.7/35	99.7/100	97/100	94/65	96/75	98/100	95/75	91/100	457.500
2	539	Tegan McConomy McConomy-Bradley-Doherty : Cuige Uladh, Eire	87.2/53	97/100	94/100	99/45	96/75	85.2/38	94/56	96.75/65	92.5/53	84.3/23	375.000
3	579	Mary Ellen Conway McGahan Lees : Southern Region, England	85.45/11	95.6/38	89.8/56	99.2/50	89/36	97/100	95.5/65	96/51.5	96/100	90/75	364.000
4	599	Ava Vickers Goggin-Carroll : Eastern Region, Canada	87.4/75	96.7/65	88.5/33	99.25/53	92.8/47	92.4/50	91.2/43	96.5/58	92.75/56	88.25/56	327.000
5	623	Jade Ryan Flynn O'Kane Academy : Cuige Mumhan, Eire	87.05/45	96.9/75	89.2/41	98.4/37	90.6/38	93.6/60	86.6/17	95/43	94/65	88.5/60	287.000
6	617	Meghann Mullarkey McGrath Morgan Academy : Southern Region, USA	87.35/65	96.4/60	89.9/60	98.3/36	91.4/41	93/56	91.5/47	93.5/26	88.25/31	87.2/41	280.000
7	565	Katelyn Claar The Academy : Mid America and Western Australia	87/43	94.2/27	90/65	99.3/56	94/56	86/41	92/53	94.75/37	90.5/41	85.5/30	274.000
8	557	Ailish Cromie Schade : Mid Atlantic Region, USA	85.75/16	92.9/23	86.8/19	95.3/20	93.2/53	92.6/53	96.5/100	97/75	93.5/60	88.75/65	262.000
9	555	Mikaila Farrell DeNogla Academy : Mid Atlantic Region, USA	87.3/60	95.4/36	91/75	98.7/41	95/60	85/37	90/34	92.5/16.5	88/30	86.5/35	260.000
10	549	Zoe Burton Celtic Steps : Western Region, USA	86.2/23	94/25	89.25/43	95.7/24	93/50	95/75	95/60	93/22	92/50	86/32	234.000
11	533	Lucy Wills The O'Faolain Academy : Mid America Region, USA	86.85/39	92.4/21	88.8/37	99.1/47	91.6/43	84.2/36	91.8/50	94.75/37	89.75/37	86.1/33	229.000
12	569	Aisling O Sullivan The John Lonergan Academy : Cuige Mumhan, Eire	87.5/100	96/51.5	89.5/47	95.9/25	92.4/45	82/27	89.8/32	93/22	87.5/28	85.25/29	227.500
13	595	Annie Stewart Sullivan-Stewart : New England Region, USA	87.15/50	95.9/45	88/29	99.5/65	88.2/33	81.2/24	90.2/35	91/11.5	88.5/32	87.1/39	219.000
14	603	Emalee Chapple Watt : Western Region, Canada	86.1/21	94.6/29	89.1/39	97.4/30	88/32	86.4/43	87.4/20	96.5/58	89.25/35	86.6/36	205.000

Oireachtas Rince na Cruinne 2023

Result for Qualifying Competition 25A : Ladies 18 - 19 - A

Number entered: 53 : Number danced: 50 : Number Recalled: 27 : IP = Irish Points (Grid Score) : * Total excludes High and Low scores : FTC = Failed To Complete

			ROUND 1					ROUND 2					
			Chris Carswell	Shealagh Hallissey	Orla McCafferty-Doherty	Kate O'Neill-Wosczyzna	Katie Stegeman	Julia Bell	Kristin Butke-Zagorski	Janey McGardle-Ryan	Eileen McLaughlin	Kieran Rogers	
			Rank	Entry	Name	Mark/IP	Mark/IP	Mark/IP	Mark/IP	Mark/IP	Mark/IP	Mark/IP	Mark/IP
15	583	Chloe Kiernan Smith-Boylan : Cuige Laighean, Eire	86.4/29.5	95.5/37	88.6/34	97.6/32	87.6/31	83.4/33	90.4/36	94.5/33	89.5/36	86.25/34	200.000
16	537	Bridget Moran The Irish Dance Academy : Southern Region, England	86.3/25.5	94.4/28	89/38	97/29	89.6/37	83.2/32	89.2/29	93/22	91/43	87.6/47	198.000
17	607	Lauren Pyper O'Neill Blake : Cuige Laighean, Eire	85.6/14	96.1/56	87.8/28	99.6/75	83.6/20	81.6/25	89.9/33	93.75/28.5	87.25/27	87.75/50	192.500
18	521	Sinead Daly The Academy : Mid America and Western Australia	86.35/27.5	93.8/24	86/13	97.5/31	95.2/65	85.6/39	88.8/27	95.5/47	90/38	85.1/28	187.500
19	581	Charlotte Winarski O'Shea-Chaplin : New England Region, USA	86.55/34	95.8/41	87.6/26	96.5/28	86.4/28	84/35	89/28	93/22	89/34	88/53	187.000
20	621	Louise Fitzpatrick McGahan Lees : Southern Region, England	86.35/27.5	95.1/33	89.4/45	95.2/19	87.2/30	83.6/34	90.8/39	94.5/33	85.75/19	84.75/26	183.500
21	585	Maeve Galla Leneghan : Mid America Region, USA	84.9/4	95.2/34	88.25/31	98.6/39	84.4/22	82.6/29	89.4/30	94.75/37	87/25	87.25/43	183.000
22	591	Izzy Coburn Doherty Petri : USA and Ireland	86.9/41	95.9/45	87.75/27	95.6/23	91.2/39	78.6/14	88.4/25	93.75/28.5	90.25/39	83.25/17	177.500
23	587	Hannah Cai Cunniffe Marie Moore : Mid Atlantic Region, USA	86.8/37.5	95.7/39	88.4/32	94.4/16	79.4/12	87.4/45	90.6/38	92/13.5	87.75/29	83.75/19	171.500
24	547	Caitlin Ward Marie Connell : Midlands Region, England/Wales	85/6	91.8/17	85/9	96.3/27	78/10	92/47	91/41	95/43	91.75/47	87.5/45	171.000
24	573	Kelly Samia Ross Flynn O'Kane Academy : Cuige Laighean, Eire	85.05/7	94.9/31	89.6/50	98.1/35	81.6/16	79.4/17	88.6/26	93.5/26	91.5/45	86.75/37	171.000
26	563	Alexa Donion Tara : Western Region, USA	85.95/19	91.1/11.5	87.25/23	97.8/33	85.2/24	82.8/30	89.6/31	94/30.5	86.75/24	83/16	150.500
27	605	Ella Post Bellator Academy : Mid America Region, USA	86.45/31	95.9/45	87/20	98.5/38	85.4/25	77.8/11	87.8/22	92.5/16.5	85/16	81.75/12	138.500
28	567	Katie Foster Tracey Taaffe Academy : Cuige Uladh, Eire	87.1/47	94.7/30	87.2/22	95.5/22	84/21	80.6/22	85.8/14	95/43	86.5/22	83.5/18	136.000

Oireachtas Rince na Cruinne 2023

Result for Qualifying Competition 25A : Ladies 18 - 19 - A

Number entered: 53 : Number danced: 50 : Number Recalled: 27 : IP = Irish Points (Grid Score) : * Total excludes High and Low scores : FTC = Failed To Complete

			ROUND 1					ROUND 2					
			Chris Carswell	Shealagh Hallissey	Orla McCafferty-Doherty	Kate O'Neill-Wosczyzna	Katie Stegeman	Julia Bell	Kristin Butke-Zagorski	Janey McGardle-Ryan	Eileen McLaughlin	Kieran Rogers	
			Rank	Entry	Name	Mark/IP	Mark/IP	Mark/IP	Mark/IP	Mark/IP	Mark/IP	Mark/IP	Mark/IP
29	545	Sarah McMahon Cowhie Ryan McCole : Cuige Chonnacht, Eire	85.25/10	91.6/16	87.5/25	99.4/60	80/13	81/23	88/23	94.5/33	81.5/7	87/38	133.000
30	589	Ella Clingenpeel Drake : Southern Region, USA	85.7/15	92.8/22	89.7/53	92.3/11	85.8/26	80.2/20	85.4/12	94.75/37	85.5/18	85.75/31	132.000
31	559	Holly Rushing Gilleoghan Irish Dance Florida : Southern Region, USA	86.15/22	91.1/11.5	87.3/24	98.8/43	79/11	83/31	87.2/19	93.5/26	84.5/15	84.5/24	126.500
32	561	Kezia Coutts Steel : Western Region, Canada	86.6/35	91.3/13	88.75/36	93.8/15	88.4/34	79.6/18	83.6/8	94.75/37	83.5/12	81.25/10	124.000
33	571	Molly Collins The Michaela Hinds Academy : Eastern Region, Canada	85.55/13	95.3/35	88.1/30	91.8/9	81/15	78.4/13	87.6/21	93/22	86/20	84/20	119.000
34	525	Sofia Brantingham Goggin-Carroll : Hong Kong	86/20	89.8/6	86.25/15	91/3	86/27	82.4/28	87/18	96/51.5	87.1/26	84.1/21	116.000
35	527	Catherine Tolan O'Neill Blake : Cuige Laighean, Eire	85.9/18	91.9/18	86.2/14	94.7/17	87/29	79.2/16	90.5/37	92.5/16.5	86.6/23	82.5/15	108.500
36	531	Rebecca Turley Flynn : Mid Atlantic Region, USA	85.5/12	90/8	84.95/8	95.4/21	83/19	81.8/26	91.4/45	92/13.5	85.25/17	84.6/25	107.000
37	523	Saoirse O'Loughlin Hession : Cuige Chonnacht, Eire	85.8/17	90.6/10	85.2/10	96/26	73/6	80.4/21	85.6/13	94/30.5	88.75/33	82.1/14	102.500
38	597	Clara Dunne O'Neill Blake : Cuige Chonnacht, Eire	86.5/32.5	94.1/26	87.1/21	93/13	82.4/18	76.4/9	83/5	92.5/16.5	86.25/21	81.5/11	101.500
39	575	Katie Hall Teelin School : Southern Region, USA	86.25/24	90.3/9	85.75/11	92.5/12	85/23	76/8	88.2/24	92.75/19	83/11	84.25/22	98.000
40	619	Sabrina Mills Ardan Academy : Mid America Region, USA	86.3/25.5	95/32	86.5/17	93.6/14	88.6/35	71.4/3	85/11	83/3.5	84.25/14	80.25/6	95.000
41	543	Ciara Kane Doolan-Cullen : Cuige Laighean, Eire	86.5/32.5	92.1/20	86.6/18	98/34	76/8	75/7	82/2	83/3.5	82.5/10	82/13	91.000
42	541	Emma Gillanders Drake : Southern Region, USA	86.8/37.5	91.5/15	86.4/16	91.2/4	82/17	80/19	84/9	88/5.5	84/13	85/27	89.000

Oireachtas Rince na Cruinne 2023

Result for Qualifying Competition 25A : Ladies 18 - 19 - A

Number entered: 53 : Number danced: 50 : Number Recalled: 27 : IP = Irish Points (Grid Score) : * Total excludes High and Low scores : FTC = Failed To Complete

			ROUND 1					ROUND 2					
			Chris Carswell	Shealagh Hallissey	Orla McCafferty-Doherty	Kate O'Neill-Wosczyzna	Katie Stegeman	Julia Bell	Kristin Butke-Zagorski	Janey McGardle-Ryan	Eileen McLaughlin	Kieran Rogers	
			Rank	Entry	Name	Mark/IP	Mark/IP	Mark/IP	Mark/IP	Mark/IP	Mark/IP	Mark/IP	Mark/IP
43	553	Riley Daley Gott-Hughton Academy : Western Region, Canada	86.65/36	92/19	84.75/7	92/10	74/7	79/15	86/15	89/8	81/6	81/9	68.000
44	577	Riley Nichols Dunleavy Boyle Academy : New England Region, USA	84.95/5	88.9/3	85.9/12	95/18	80.4/14	77/10	86.4/16	89/8	81.75/8	80.75/8	57.000
45	529	Linda Krausler O'Kelly Academy : Austria	84.8/3	89.5/5	84/2	90.7/2	71/4	73.2/6	84.6/10	90/10	82/9	80.1/5	34.000
46	613	Grace Hazell Doyle Academy : New Zealand	86.4/29.5	88.7/2	84.25/5	91.3/5	77/9	72/4	82.8/4	89/8	79.5/4	79/3	31.000
47	551	Carla Maria Waddell Doyle Academy : New Zealand	84/2	91.4/14	84.1/3	91.6/7	70.2/3	78/12	82.6/3	88/5.5	80.5/5	80.5/7	30.500
48	535	Meghan Walsh Sue Fay Healy : Eastern Region, Canada	85.2/9	89.3/4	84.2/4	91.4/6	72/5	72.6/5	83.2/6	91/11.5	78.5/3	80/4	30.000
49	615	Annie McCarthy O'Malley : Midlands Region, England/Wales	85.15/8	89.9/7	84.5/6	91.7/8	70/2	70/1	83.4/7	75/2	78/2	78.5/2	27.000
50	593	Ashleigh Allan Inchigeelagh O'Gorman : North East Region, England	79/1	88.3/1	83.8/1	90.6/1	69/1	71/2	79/1	70/1	77/1	78/1	6.000

Oireachtas Rince na Cruinne 2023

Result for Qualifying Competition 25B : Ladies 18 - 19 - B


Number entered: 52 : Number danced: 51 : Number Recalled: 26 : IP = Irish Points (Grid Score) : * Total excludes High and Low scores : FTC = Failed To Complete

			ROUND 1					ROUND 2					
			Julia Bell	Kristin Butke-Zagorski	Janey McGardle-Ryan	Eileen McLaughlin	Kieran Rogers	Chris Carswell	Shealagh Hallissey	Orla McCafferty-Doherty	Kate O'Neill-Wosczyzna	Katie Stegeman	
			Rank	Entry	Name	Mark/IP	Mark/IP	Mark/IP	Mark/IP	Mark/IP	Mark/IP	Mark/IP	Mark/IP
1	532	Emily Colangelo McNelis Cunningham : Cuige Uladh, Eire	97/100	97/75	98/100	97/100	90/100	88.5/25	97.2/100	94/100	99.75/75	90.4/43	518.000
2	592	Kate Gardella Hughes-Farrelly : Mid America Region, USA	91/56	97.5/100	89/10	92.5/65	88.1/65	90/100	95.7/43	89.9/60	97.7/35	97/100	389.000
3	564	Abi Wright Maguire-O'Shea : Southern Region, England	85/37	95/62.5	90/13	91.5/56	89/75	89.2/65	95.2/35	92/75	99.7/65	94/75	360.500
4	608	Maggie Webber Mulvihill-Lynch : Mid Atlantic Region, USA	91.4/60	91.5/50	97/75	90.25/47	83.2/25	88.5/25	96.9/70	87.1/22	99.8/100	91.2/50	302.000
5	578	Kaylee Logatto Kavanagh Porter: USA and Ireland	88/47	88.4/28	93.75/45	88.75/37	87/47	89.5/75	96/46	86.4/13	98/37	93/65	277.000
6	580	Cliona Sheridan Mona Ni Rodaigh : Cuige Uladh, Eire	92/65	89.4/35	95.5/65	87/30	87.75/56	89/53	95.1/33	87.7/29	99.3/56	87.4/27	271.000
7	586	Julia Peters Carle : Mid Atlantic Region, USA	89/50	88.2/27	91/20.5	88.25/35	88/60	88.85/45	94.9/30.5	89.6/53	98.3/39	91.4/53	249.000
8	526	Ella McCourt Niall Holly Academy : Cuige Laighean, Eire	84/35	94/56	92/28	91/53	84/30	88.9/48.5	96.3/53	88.45/37	97.5/33	90.6/45	248.500
9	536	Kristen Pietersma Blakey O'Brien : Western Region, Canada	79/20	90/39	86/4	93.5/75	85.5/36	88.8/42	96.6/60	90/65	98.8/45	87.8/29	242.000
9	548	Aoife Campbell Cosceol : Cuige Uladh, Eire	93/75	92/53	95/60	90/45	86.75/45	88.55/28	94.1/19	89.2/50	96.8/26	88/30	242.000
11	598	Brooke Elliott-Forster Doyle Academy : New Zealand	78.4/19	90.2/41	92.5/33.5	86.75/29	86.5/41	88.8/42	93.9/17	89/45	99.2/53	88.4/32	222.500
12	606	Piper Normand Ashurst Academy : New England Region, USA	82.6/33	89.6/36	94.5/56	89.25/39	83.75/29	88.9/48.5	95.2/35	88.9/43	96.2/20	88.8/34	220.000
13	568	Rose Michaela Cunniffe Coleman : Cuige Chonnacht, Eire	83/34	89.8/37.5	93.5/43	88.5/36	86.25/39	88.6/31	96.9/70	89.1/47	97.1/29	85.2/17	219.500
14	572	Clodagh Nugent Cowhie Ryan McCole : Cuige Chonnacht, Eire	81.8/29	88.6/30	92.5/33.5	88/34	85.25/34.5	87.55/1	95.4/38	88.4/36	98.6/41	90.2/41	212.500

Oireachtas Rince na Cruinne 2023

Result for Qualifying Competition 25B : Ladies 18 - 19 - B

Number entered: 52 : Number danced: 51 : Number Recalled: 26 : IP = Irish Points (Grid Score) : * Total excludes High and Low scores : FTC = Failed To Complete

			ROUND 1					ROUND 2					
			Julia Bell	Kristin Butke-Zagorski	Janey McGardle-Ryan	Eileen McLaughlin	Kieran Rogers	Chris Carswell	Shealagh Hallissey	Orla McCafferty-Doherty	Kate O'Neill-Wosczyzna	Katie Stegeman	
			Rank	Entry	Name	Mark/IP	Mark/IP	Mark/IP	Mark/IP	Mark/IP	Mark/IP	Mark/IP	Mark/IP
15	590	Anna Hall Doherty Petri : USA and Ireland	84.4/36	88.8/31	87.5/6.5	90.5/50	83.1/23.5	88.6/31	95.5/39	88.5/38	98.7/43	90.8/47	210.500
16	542	Isabella Pelura Kavanagh Porter: USA and Ireland	85.4/39	91/47	92.5/33.5	82/11.5	86/38	88/6.5	94.4/23	87.6/28	99.5/60	90/39	200.500
17	620	Madison Egerton Ward-Mallinson : North West Region, England	85.6/41	90.4/43	94/50	92/60	86.6/43	88.65/34	92.9/9	87.3/25	95.8/16	86.2/21	198.000
18	594	Maya Reese Drake : Southern Region, USA	76.4/12	90.6/45	92.5/33.5	85.75/26	82.6/20	89.1/60	94.7/27.5	87.5/27	99.1/50	89.2/36	193.000
19	528	Holly McAlevey Mona Ni Rodaigh : Cuige Uladh, Eire	80.6/26	86.4/18	91.5/24.5	83.75/20	83.5/27	88.7/36.5	96.2/50	88.8/41	96.7/25	89.8/38	186.000
20	618	Erin O'Donnell Enright Quinn Academy : Cuige Mumhan, Eire	80.2/24	89.2/34	92.75/37.5	89.75/43	87.25/50	89.05/56	93.1/11	86.3/11.5	98.2/38	85.8/19	183.000
21	560	Libby Holmes Joyce-O'Donnell : North West Region, England	86/43	84.6/6.5	93/40	89/38	87.5/53	88.55/28	94.3/22	89.8/56	94.2/3	82/11	182.000
22	600	Poppy Allen McGahan Lees : Southern Region, England	79.6/21	88.1/26	92.75/37.5	87.25/31	84.75/32	88.7/36.5	95.6/41	88.6/39	95.9/17	81/10	181.500
23	534	Sophia Degrazia Onórach Mulhern Geraghty : USA & Ireland	82/30	88/25	89/10	84.5/23	83/22	88.15/11.5	96.4/56	87.75/30	97.6/34	87.2/26	160.000
24	558	Victoria Corcoran Mulvihill-Lynch : Mid Atlantic Region, USA	82.2/31	95/62.5	92.5/33.5	83.25/18	81.25/8	88.4/20.5	94.9/30.5	87/21	93.7/1	86/20	144.000
25	570	Sofia Cieza Sheridan Celtic Argentina : Argentina	79.8/22	87.6/23	90.75/17	81.5/9	85/33	88.2/13.5	93/10	88.2/35	97.3/31	89/35	141.500
26	582	Nina Harrington Celtic Steps : Western Region, USA	86.4/45	87.2/20	90/13	87.75/33	82.75/21	88.55/28	94.6/25.5	85.8/7	95.3/11	88.6/33	138.500
27	530	Mackenzie N. Clinton An Clar : Mid Atlantic Region, USA	81.6/28	87/19	91/20.5	83.1/17	82.5/19	88.6/31	95.2/35	87.9/32	95.6/14	84.4/15	136.500
28	554	Cayleigh O'Hare Lavin-Cassidy : Mid America Region, USA	78/18	85.8/14	90.25/15	89.5/41	83.25/26	88.5/25	94.5/24	87.2/23	95.5/13	92/56	131.000

Oireachtas Rince na Cruinne 2023

Result for Qualifying Competition 25B : Ladies 18 - 19 - B


Number entered: 52 : Number danced: 51 : Number Recalled: 26 : IP = Irish Points (Grid Score) : * Total excludes High and Low scores : FTC = Failed To Complete

			ROUND 1					ROUND 2					
			Julia Bell	Kristin Butke-Zagorski	Janey McGardle-Ryan	Eileen McLaughlin	Kieran Rogers	Chris Carswell	Shealagh Hallissey	Orla McCafferty-Doherty	Kate O'Neill-Wosczyzna	Katie Stegeman	
			Rank	Entry	Name	Mark/IP	Mark/IP	Mark/IP	Mark/IP	Mark/IP	Mark/IP	Mark/IP	Mark/IP
29	588	Gabriela Vasconcelos Inishfree : Southern Region, USA	77.6/16	87.8/24	92/28	84/21	81.1/7	88.1/10	94.6/25.5	87.4/26	96/18	92.6/60	130.500
30	540	Nora Pierce O'Shea-Chaplin : New England Region, USA	81/27	83/1	91/20.5	87.5/32	82/14.5	88.25/15.5	94/18	88/33	99/47	85/16	129.000
30	584	Heidi Biernacki Rince Na Sonas : Mid Atlantic Region, USA	85.2/38	85.4/11	91/20.5	86.5/28	81.6/11	88.3/17.5	95.3/37	86/9	95.7/15	89.6/37	129.000
32	596	Kelly Logan Watters : Southern Region, USA	77.2/14	87.5/22	94/50	84.25/22	85.75/37	88.15/11.5	94.2/20.5	86.6/15	95.4/12	86.4/22	128.500
33	610	Tamsyn Gorman Michael Patrick Gallagher : Western Region, USA	77.8/17	84.8/8	92/28	85/24	85.25/34.5	88.45/22.5	93.6/14	86.75/17	95.1/9	87.6/28	122.500
34	556	Taylor Mosakowski McTeggart : Western Region, USA	90/53	87.4/21	92/28	82.75/15	82.25/18	88.75/38.5	95/32	86.9/19	94/1	77/4	122.000
35	544	Riley Pantalena Marie Moore : Mid Atlantic Region, USA	80.4/25	85.6/13	92/28	85.5/25	84.5/31	88.45/22.5	92/2	85.5/4	97/28	84/14	118.500
36	522	Caitriona Conroy Maguire-O'Shea : Southern Region, England	80/23	89/32	83/2.5	83/16	81/6	88.2/13.5	96/46	86.95/20	97.9/36	82.4/12	114.500
37	524	Meave Serb Mullane Godley : Mid America Region, USA	77/13	85/9	81/1	82.5/14	80.5/1	88.65/34	92.6/6	87.8/31	96.9/27	88.2/31	112.000
38	552	Kyra Mediratta The Michaela Hinds Academy : Eastern Region, Canada	75/7	86.2/17	90.5/16	86/27	81.75/13	88.3/17.5	94.7/27.5	88.1/34	94.5/5	83/13	104.000
39	550	Lucy Rosmarin Richens/Timm : Mid America Region, USA	82.4/32	86/15.5	87/5	83.5/19	80.25/1	87.7/1	93.7/15	85.9/8	97.4/32	87/25	87.500
40	616	Ashleigh Gordon Eireann Academy : Queensland, Australia	74.2/4	86/15.5	92.5/33.5	81.25/8	80.8/5	88.75/38.5	93.8/16	85/1	96.6/24	85.6/18	86.500
41	614	Adalyn Hobart Fisher-McLeod : Western Region, USA	77.4/15	89.1/33	90/13	81/7	82.2/17	88.05/8.5	92.7/7	86.3/11.5	96.3/21	86.8/24	86.000
42	546	Matilda Goldie Watkins : Queensland, Australia	76/10	84.4/4	87.5/6.5	82/11.5	81.5/9.5	88.65/34	91.8/1	86.7/16	96.5/23	79/7	72.000

Oireachtas Rince na Cruinne 2023

Result for Qualifying Competition 25B : Ladies 18 - 19 - B

Number entered: 52 : Number danced: 51 : Number Recalled: 26 : IP = Irish Points (Grid Score) : * Total excludes High and Low scores : FTC = Failed To Complete

			ROUND 1					ROUND 2					
			Julia Bell	Kristin Butke-Zagorski	Janey McGardle-Ryan	Eileen McLaughlin	Kieran Rogers	Chris Carswell	Shealagh Hallissey	Orla McCafferty-Doherty	Kate O'Neill-Wosczyzna	Katie Stegeman	
			Rank	Entry	Name	Mark/IP	Mark/IP	Mark/IP	Mark/IP	Mark/IP	Mark/IP	Mark/IP	Mark/IP
43	624	Clare Padilla Brightburn Academy : Western Region, USA	74.6/6	88.5/29	91.5/24.5	80.25/5	83.6/28	87.8/3	92.1/3	85.6/5	96.1/19	75/1	69.500
44	602	Charlotte Reid Harney Pender Keady Academy : New England Region, USA	76.2/11	83.6/1	91/20.5	81.75/10	83.1/23.5	87.95/5	93.5/13	86.8/18	94.6/6	75.2/2	65.500
45	566	Alyson Downey McDonnell : Western Region, Canada	75.4/8	84.6/6.5	94/50	79/2	81.5/9.5	88.25/15.5	91.5/1	85/1	97.2/30	86.6/23	63.500
46	562	Sophie Spencer Grace Kennedy : North West Region, England	74.4/5	89.8/37.5	88/8	82.25/13	82/14.5	87.85/4	94.2/20.5	86.5/14	94.1/2	76/3	56.500
47	622	Evelyn Gardner Brenyo Irish Dance : Eastern Region, Canada	75.8/9	85.5/12	91/20.5	80.75/6	81.7/12	87.75/2	92.8/8	86.2/10	95.2/10	74/1	53.000
48	576	Stella Ashley Trinity Studio : Western Australia	73.6/1	85.2/10	83/2.5	79.5/3	82.1/16	88.35/19	94.8/29	85.1/2	94.7/7	78/5	46.500
49	612	Odessa Hoble Kavanagh Porter: USA and Ireland	73.8/2	84.5/5	89/10	78.5/1	80.7/3	88/6.5	93.2/12	85.7/6	96.4/22	80.2/9	37.500
50	538	Lila Stanton Heavey Quinn : New England Region, USA	74/3	84/2	79/1	77/1	80.75/4	88.05/8.5	92.4/4	87.25/24	94.9/8	78.6/6	28.499
51	604	Jessica Vickerage Joyce-O'Donnell : North West Region, England	73/1	84.2/3	93/40	80/4	80.6/2	88.4/20.5	92.5/5	85.2/3	94.3/4	80/8	26.000