



# **Oireachtas Rince na Cruinne 2023**



**Results for Competition 23 : Ladies 20 - 21**

## **Adjudicators**

### **Round 1**

**Olive Burns-Crowley  
Charmayne Dulley  
Maureen Hegarty-Vogels  
Carol Kelly-Pirsztuk  
Vicki Paulin**

### **Round 2**

**Daryl Goldes  
Bronwyn Kelly  
Kerry Kelly-Oster  
Imelda Keogh  
Alan Murphy**

### **Round 3**


**Ellen Boyle-Gibbons**

<b>Francis Curley</b>	<b>Sarah-Jayne MacLaverty</b>
<b>Claire Kelly-Maxwell</b>	<b>Kathleen McLaughlin-Giroux</b>

# Oireachtas Rince na Cruinne 2023

## Final Result for Competition 23 : Ladies 20 - 21


Notes: MW = World Medal winner : R = Recaller : Score = Judges marks : IP = Irish Points (Grid Score) : FTC = Failed To Complete : \* All Totals exclude High and Low scores

																							
Card	Position @ recall	Final Place	Name/School	Status	ROUND 1 : Score/IP					ROUND 2 : Score/IP					ROUND 3 : Score/IP					1st Round Total (IP) *	2nd Round total (IP) *	3rd Round Total (IP) *	TOTAL IP *
710	(1)	1	Nancy Timon Deborah Whelan : Southern Region, England	MW	94/75	84.5/47	89.8/60	98.2/75	84/53	188	93/100	94.75/62.5	89/75	97.8/100	95.25/75	250	91/60	96/56	98/65	96/41	97.75/65	181	619
729	(2)	2	Zara O'Gorman The Carson Academy : Cuige Uladh, Eire	MW	94.1/100	89/56	89.7/56	98.4/100	87/65	221	91/60	94.75/62.5	83/37	97/75	93.5/60	182.5	92/75	97.5/75	97.8/60	97.4/100	96.75/53	210	613.5
715	(4)	3	Siobhan Phelan Lorraine Duggan : Cuige Mumhan, Eire	MW	93.8/65	91/65	95/100	98.1/65	87.5/75	205	92/75	94/53	79/26	88.5/24	96/100	154	93/100	97/65	97.5/53	97/56	97/56	177	536
732	(3)	4	Jillian Collins Doherty Petri : USA and Ireland	MW	93.2/45	95/100	92/75	97.6/53	88/100	228	90/50	94.6/56	84.5/41	95.5/60	92.5/53	159	90.5/56	96.5/60	97.25/45	96.6/45	96/47	148	535
721	(9)	5	Niamh O'Reilly Tracey Taaffe Academy : Cuige Uladh, Eire	MW	92.2/39	83/41	88.65/38	96.4/39	79.1/29	116	88/39	93/50	90/100	88.2/23	91.5/41	130	89.5/45	98/100	97.75/56	96.8/53	98.5/100	209	455
726	(5)	6	Molly Mullan Corda Mor : Mid America Region, USA	MW	90.4/28.5	92/75	89/50	95.4/32	85/60	142	90.5/53	95/75	87/56	92.5/43	90/37	152	89.6/47	94/50	99/75	95.7/39	95.5/43	140	434
728	(7)	7	Emily Grace DeNogla Academy : Mid Atlantic Region, USA	MW	90.9/33.5	80/34	88.9/47	97.2/50	82/45	126	88.5/43	92/39	88/65	91.7/38	95/65	147	91.5/65	92/39	96.5/39	97.2/75	96.5/50	154	427
701	(10)	8	Holly Roisin Duffy The Duffy Travis King Academy : North West Region, England	MW	91.9/37	79.7/33	88.8/44	95.8/36	81/37	110	85.5/33.5	96/100	82/35	92.7/45	92.3/47	127	89.9/50	89.25/34	99.25/100	97.15/65	97.5/60	175	412
706	(8)	9	Meagan Urbanek Aisling Scoil Rince : Southern Region, USA	MW	93.7/60	88/53	87.9/19	97.7/56	83/50	159	82.25/23	89.75/30	82.5/36	94/56	88.1/24	90	85/38	92.5/41	97.4/50	96.7/47	95.75/45	133	382
723	(6)	10	Mary Roper Short : Eastern Region, Canada	MW	90.5/30	85/50	88.6/37	98/60	80/34	121	91.5/65	92.3/45	86/47	93.5/53	93/56	156	83/36	83/26	89.5/28	95.6/37.5	91/30	94	371
734	(13)	11	Regina Rawle Joanne Kavanagh Academy : Cuige Laighean, Eire	MW	90/23.5	84/44	90/65	93.4/16	75/20	87.5	88.25/41	91.75/38	85.5/45	92.3/41	92.25/43	125	88/41	95/53	92.5/35	96.4/43	98/75	137	349.5
705	(11)	12	Róisín Fitzpatrick Linda Martyn : Cuige Chonnacht, Eire	MW	90.4/28.5	78.7/31	88.2/29	93.8/18.5	79.5/31	88.5	90.75/56	91.2/36	87.5/60	92.9/47	92.29/45	148	81/34	91.5/38	97.3/47	95/34.5	94/38	110.5	347
713	(12)	13	Brianna Gerold Scoil Rince Saoirse : Mid Atlantic Region, USA	MW	90.1/25	84/44	89.6/53	96.8/45	76.3/24	114	89/45	91.5/37	85/43	92/39	88.5/27	119	90/53	89/33	93/36	95.4/36	94.5/39	111	344
702	(14)	14(T)	Rosalia Motta Leneghan : Mid America Region, USA	R	92.4/43	82/38	88.1/25	94.1/21	79.8/32	95	89.5/47	92.1/41	83.5/38	91.5/37	89.9/36	116	89/43	88.75/32	90.5/31	96.75/50	90/28	106	317
704	(15)	14(T)	Emily Concannon Turley Duggan : Cuige Chonnacht, Eire	R	90.7/32	77/27	87.7/16	95.5/33	81.6/41	92	85.25/32	88/25	81.5/33	93/50	92.4/50	115	82/35	93.25/45	96.75/41	93/32	92.75/34	110	317
714	(17)	16	Caelainn McGrath McGrath School : Cuige Mumhan, Eire	R	93.6/56	80.5/35	88.7/40	96.2/38	78.5/27	113	82.5/24	89.5/28.5	76/19	90/31	89.5/33	83.5	72/30	93/43	92/34	92.4/31	92/32	97	293.5
703	(21)	17(T)	Louise O'Neill Doherty Petri : USA and Ireland	R	90.6/31	81.5/37	88.55/36	96.6/41	81.8/43	114	81/19	85/21	78.25/24	86.7/17	89.8/35	64	87/39	89.75/36	94.5/38	97.1/60	93.75/37	114	292
722	(18)	17(T)	Fiona Stewart Sullivan-Stewart : New England Region, USA	R	93.3/47	77.5/28	88.2/29	96.7/43	79.9/33	105	83/25	89/27	84/39	91.3/36	87.9/22	88	84/37	88.25/30	90.25/30	94/33	93.5/36	99	292
707	(16)	19	Caitlin Hanley-Smith Cosgriff : Victoria, Australia	R	90/23.5	75.5/24	88.45/34	94.8/27	76.5/25	76	81.5/20.5	90.7/34	86.25/50	96/65	90.1/38	122	75/31	88/29	91/32	92/30	89/26	90	288

# Oireachtas Rince na Cruinne 2023

## Final Result for Competition 23 : Ladies 20 - 21

Notes: MW = World Medal winner : R = Recaller : Score = Judges marks : IP = Irish Points (Grid Score) : FTC = Failed To Complete : \* All Totals exclude High and Low scores


			Olive Burns-Crowley	Charmayne Dullea	Maureen Hegarty-Vogels	Carol Kelly-Pirsztuk	Vicki Paulin	1st Round Total (IP) *	Daryl Goldes	Bronwyn Kelly	Kerry Kelly-Oster	Imelda Keogh	Alan Murphy	2nd Round total (IP) *	Ellen Boyle-Gibbons	Francis Curley	Sarah-Jayne MacLavery	Claire Kelly-Maxwell	Kathleen McLaughlin-Giroux	3rd Round Total (IP) *	TOTAL IP *		
Card	Position @ recall	Final Place	Name/School	Status	ROUND 1 : Score/IP					ROUND 2 : Score/IP					ROUND 3 : Score/IP								
711	(22)	20	Caitlin Chapman Stokes-Collins : North East Region, England	R	89.9/21.5	81/36	88.1/25	95.3/31	73.5/18	77.5	86/35	87/23	86.5/53	89/26	90.25/39	100	70/26.5	91/37	97/43	88/29	94.75/41	107	284.5
717	(19)	21	Reghan Barnett The McLane School : Southern Region, USA	R	90.9/33.5	69.5/17.5	88.05/22	97/47	84.5/56	102.5	86.5/36	90.5/32	79.5/27	89.7/30	88.25/25	89	71/28.5	86/28	91.5/33	85/27	91.5/31	87.5	279
733	(23)	22	Sally McGavock McGrath : ACT, Australia	R	89/17.5	76/25	88.8/44	94.6/26	78/26	77	80/17	92.2/43	80.5/29.5	90.7/34	89.25/32	95.5	80/33	93.5/47	94/37	95/34.5	90.5/29	104.5	277
719	(24)	23	Tara Collis Celtic Academy : Western Australia	R	93.4/50	70.5/20	88.2/29	96/37	80.8/36	102	81.5/20.5	89.5/28.5	75/17	91/35	87.8/21	70	70/26.5	89.5/35	89/27	95.6/37.5	92.5/33	95	267
720	(20)	24	Emer Gibson Doherty Petri : USA and Ireland	R	91.7/36	82.7/39	88.35/32	95.25/30	82.5/47	107	85/31	84.5/20	77/21	88/22	88.75/30	73	71/28.5	88.5/31	88/26	83/26	89.5/27	81.5	261.5
712	(24)	25	Alana Smyth Mulvenna Academy : Cuige Uladh, Eire	R	91/35	76.5/26	87.95/20	95.2/29	80.5/35	90	84/28	90/31	78/23	90.5/33	88/23	82	79/32	85/27	90/29	86/28	93/35	89	261
718	(26)	26	Michelle Martin Christine Forde : Cuige Mumhan, Eire		89.2/19.5	70/19	88.7/40	95.7/35	79.3/30	84.5	87.5/38	84/19	81/32	89.3/28	87.75/20	80							164.5
730	(27)	27	Caoimhe McAleer The Academy : Mid America and Western Australia		89.2/19.5	90/60	88.5/35	93.6/17	74/19	73.5	85.5/33.5	90.6/33	77.5/22	88.8/25	87.3/17.5	80							153.5
724	(28)	28	Adelaide Bachrodt Legacy Irish Dance Academy : Southern Region, USA		90.3/27	78/29	88.3/31	94.2/22	72/17	78	83.5/27	90.75/35	80.5/29.5	87/18	87.25/16	74.5							152.5
708	(29)	29	Kaitlin Nims-Fournier Yeates : Western Region, USA		89.9/21.5	69.5/17.5	87.6/15	94.3/23	75.5/21	60	87/37	86.5/22	81.75/34	89.1/27	88.6/28.5	89.5							149.5
709	(30)	30	Alyson Kelly Corless Academy : Cuige Mumhan, Eire		92.1/38	74.5/22	88.1/25	94.5/25	81.4/38	88	79.75/15.5	87.5/24	80.75/31	86.4/16	87.3/17.5	57.5							145.5
731	(31)	31	Ciara Mantle Wilson-Bryson-Dennis School : Eastern Region, Canada		93.5/53	78.5/30	88.1/25	94.4/24	76/23	79	82/22	83.5/18	74/16	90.3/32	88.3/26	66							145
735	(32)	32	Erin Louise Sharp Sarah Frances Smith : Scotland		88.9/16	75/23	88.4/33	95.6/34	79/28	84	84.25/29	82/15	72/15	86/15	89/31	59							143
716	(33)	33	Mikenzie Chessman McTeggart : Western Region, USA		92.3/41	74/21	87.8/17.5	93.8/18.5	75.8/22	61.5	84.5/30	92.5/47	80/28	87.5/20	87.5/19	78							139.5
725	(34)	34	Dominique Hanley-Leonard Cosgriff : Victoria, Australia		89/17.5	79/32	88/21	95/28	70/16	66.5	83.25/26	88.75/26	75.5/18	87.3/19	89.75/34	71							137.5
736	(35)	35	Ana Paola Martín Del Campo Moreno Celtica Dance Academy : Mexico	Aisling	90.2/26	68/15	87.8/17.5	93.2/15	81.5/39	58.5	79.75/15.5	82.5/16	76.5/20	89.5/29	88.6/28.5	64.5							123
727	(36)	36	Caitlyn Clasen CM Dance : Queensland, Australia		87/15	69/16	88.1/25	94/20	69/15	51	80.5/18	83/17	78.5/25	87.7/21	87/15	56							107

**Thank you for choosing [www.feisresults.com](http://www.feisresults.com)**

# Oireachtas Rince na Cruinne 2023

## Result for Qualifying Competition 23A : Ladies 20 - 21 - A


Number entered: 35 : Number danced: 29 : Number Recalled: 18 : IP = Irish Points (Grid Score) : \* Total excludes High and Low scores : FTC = Failed To Complete

			ROUND 1					ROUND 2					
			Kristin Butke-Zagorski	Chris Carswell	Eileen McLaughlin	Kate O'Neill-Wosczyzna	Katie Stegeman	Julia Bell	Shealagh Hallissey	Orla McCafferty-Doherty	Janey McGardle-Ryan	Kieran Rogers	
			Rank	Entry	Name	Mark/IP	Mark/IP	Mark/IP	Mark/IP	Mark/IP	Mark/IP	Mark/IP	Mark/IP
1	513	Holly Roisin Duffy The Duffy Travis King Academy : North West Region, England	95/75	85/29	92.5/65	99.3/100	88/43	90/50	98.4/100	93/100	96/70	91/100	453.000
2	573	Jillian Collins Doherty Petri : USA and Ireland	96/100	87.75/65	92/60	98.4/65	94/100	92.6/65	98.2/75	91.5/65	98/100	87.75/53	435.000
3	539	Siobhan Phelan Lorraine Duggan : Cuige Mumhan, Eire	94/65	85.5/33	93.5/100	99/75	92/65	94/100	98/60	89.9/50	96/70	90.5/75	410.000
4	565	Zara O'Gorman The Carson Academy : Cuige Uladh, Eire	90.8/47	88/100	93/75	97.3/43	93/75	93/75	96/41	92/75	94.75/60	89/60	392.000
5	567	Caoimhe McAleer The Academy : Mid America and Western Australia	93/60	86.1/43	86.5/38	97.8/53	91/56	92/60	95.9/38.5	89.5/47	93/48.5	88/56	303.500
6	519	Emily Concannon Turley Duggan : Cuige Chonnacht, Eire	88.8/33	85.6/34	91/50	95.6/28	76.6/24	91.4/56	98.1/65	89.95/53	89.5/31	89.25/65	269.000
7	535	Brianna Gerold Scoil Rince Saoirse : Mid Atlantic Region, USA	90.6/45	86.35/50	89.5/43	97.2/41	91.4/60	89/47	97.1/50	87.25/33	92.25/39	86/41	265.000
8	555	Fiona Stewart Sullivan-Stewart : New England Region, USA	92/56	87.9/75	90.25/47	96.7/35	87.6/41	82.6/41	94/24	89/43	90.25/36	84.5/37	258.000
9	543	Reghan Barnett The McLane School : Southern Region, USA	91.6/53	86.25/47	86/36	97.4/45	87/39	86/43	95.3/33	91/60	92.5/43	84/34	251.000
10	549	Emer Gibson Doherty Petri : USA and Ireland	89.8/38	85.9/38	91.25/53	96.1/31	90.6/53	81.4/36	97.4/53	87/32	93.75/53	82.25/27	250.000
11	523	Caitlin Hanley-Smith Cosgriff : Victoria, Australia	90/41	86.4/53	88/41	97/38	88.4/45	81.8/37	95.7/36	89.25/45	94/56	84.75/38	247.000
12	531	Caitlin Chapman Stokes-Collins : North East Region, England	89.4/36	85.2/30	90/45	98.2/60	75/22	88/45	95.6/35	90/56	92/38	87.5/50	244.000
13	529	Alyson Kelly Corless Academy : Cuige Mumhan, Eire	87.6/29	85.8/37	91.5/56	97.7/50	81/29	91/53	96.3/47	87.5/35	89.75/33	86.5/43	241.000
14	559	Dominique Hanley-Leonard Cosgriff : Victoria, Australia	89.9/39	85.95/39	86.25/37	96.9/37	90.2/50	82/38	95.8/37	88.75/41	92.5/43	83.75/33	231.000

# Oireachtas Rince na Cruinne 2023

## Result for Qualifying Competition 23A : Ladies 20 - 21 - A


Number entered: 35 : Number danced: 29 : Number Recalled: 18 : IP = Irish Points (Grid Score) : \* Total excludes High and Low scores : FTC = Failed To Complete

			ROUND 1					ROUND 2					
			Kristin Butke-Zagorski	Chris Carswell	Eileen McLaughlin	Kate O'Neill-Wosczyzna	Katie Stegeman	Julia Bell	Shealagh Hallissey	Orla McCafferty-Doherty	Janey McGardle-Ryan	Kieran Rogers	
			Rank	Entry	Name	Mark/IP	Mark/IP	Mark/IP	Mark/IP	Mark/IP	Mark/IP	Mark/IP	Mark/IP
15	541	Mikenzie Chessman McTeggart : Western Region, USA	87.4/28	86.76/60	87/39	96.6/34	89/47	80.2/34	95.4/34	85.75/24	91.75/37	86.75/45	225.000
16	569	Ciara Mantle Wilson-Bryson-Dennis School : Eastern Region, Canada	89.6/37	85.25/31	85.5/34	95.1/25	82.4/31	82.2/39	95.9/38.5	87.75/36	93/48.5	87/47	220.500
17	563	Caitlyn Clasen CM Dance : Queensland, Australia	87.8/30	86.5/56	82/26	97.1/39	86.4/38	77.4/29	95.1/32	86.2/27	90/34.5	85/39	202.500
18	579	Erin Louise Sharp Sarah Frances Smith : Scotland	89.2/35	84.9/28	85/32	96.3/32	84.4/35	80/33	97.7/56	86.5/29	87.25/29	84.25/36	197.000
19	577	Cassidy McGee Connick Reid Academy : Southern Region, USA	89/34	85.7/35	83.75/30	96.5/33	85.2/36	79.6/32	93.9/23	88.25/38	89.5/31	82.75/29	194.000
20	545	Alannagh Duane Stephanie Power : Cuige Chonnacht, Eire	90.2/43	85.75/36	81.5/25	97.5/47	83.4/33	77/27	94.5/27	86.75/31	74/24	81.75/25	191.000
21	551	Cara Newman Mulvenna Academy : Cuige Uladh, Eire	91/50	85.4/32	85.25/33	95.4/27	79/27	81/35	94.7/29	88/37	87/27.5	83.25/31	187.000
22	517	Isobel Ashley Trinity Studio : Western Australia	88/31	86/41	85.75/35	96/30	83/32	77.2/28	94.9/30	88.5/39	87/27.5	82.5/28	184.000
23	525	Shae Parsons Clark Academy : Mid America Region, USA	86.8/25	84.5/26	83/28	96.8/36	77/25	76.6/26	96.2/45	87.4/34	89.5/31	84.1/35	179.000
24	533	Beibhinn Rose Parisi Wilson-Bryson-Dennis School : Eastern Region, Canada	87.2/27	86.15/45	84.5/31	95.8/29	78/26	79/31	95/31	86.25/28	90/34.5	82/26	177.000
25	527	Allison LeStrange Rochester Academy : Mid Atlantic Region, USA	86.4/23	83.1/23	83.5/29	98/56	82/30	78/30	96.1/43	85.9/25	82/25	83/30	167.000
26	571	Julia Hill Mulcahy Academy : New England Region, USA	88.2/32	83.75/25	80.5/24	94.9/23	85.6/37	74.4/23	94.6/28	85.5/23	92.5/43	81.5/24	156.000
27	547	Lucy Hopkins Cox : New South Wales, Australia	87/26	84.75/27	82.5/27	94.6/22	84/34	74/22	94.4/26	86/26	71/23	80.5/23	152.000
28	515	Riley Kohler Lenihan School : New England Region, USA	86/22	83/22	77.5/23	95/24	76/23	76/25	94.3/25	86.7/30	83/26	83.5/32	149.000

# Oireachtas Rince na Cruinne 2023

## Result for Qualifying Competition 23A : Ladies 20 - 21 - A

Number entered: 35 : Number danced: 29 : Number Recalled: 18 : IP = Irish Points (Grid Score) : \* Total excludes High and Low scores : FTC = Failed To Complete

			ROUND 1					ROUND 2					
			Kristin Butke-Zagorski	Chris Carswell	Eileen McLaughlin	Kate O'Neill-Wosczyzna	Katie Stegeman	Julia Bell	Shealagh Hallissey	Orla McCafferty-Doherty	Janey McGardle-Ryan	Kieran Rogers	
			Rank	Entry	Name	Mark/IP	Mark/IP	Mark/IP	Mark/IP	Mark/IP	Mark/IP	Mark/IP	Mark/IP
29	557	Emma Seidel Seidel : South Australia	86.6/24	83.6/24	77/22	95.3/26	80/28	75/24	93/22	85.25/22	68/22	80/22	140.000

# Oireachtas Rince na Cruinne 2023

## Result for Qualifying Competition 23B : Ladies 20 - 21 - B

Number entered: 36 : Number danced: 34 : Number Recalled: 18 : IP = Irish Points (Grid Score) : \* Total excludes High and Low scores : FTC = Failed To Complete


			ROUND 1					ROUND 2					
			Julia Bell	Shealagh Hallissey	Orla McCafferty-Doherty	Janey McGardle-Ryan	Kieran Rogers	Kristin Butke-Zagorski	Chris Carswell	Eileen McLaughlin	Kate O'Neill-Wosczyzna	Katie Stegeman	
			Rank	Entry	Name	Mark/IP	Mark/IP	Mark/IP	Mark/IP	Mark/IP	Mark/IP	Mark/IP	Mark/IP
1	554	Niamh O'Reilly Tracey Taaffe Academy : Cuige Uladh, Eire	83.6/45	98/100	91/100	98/100	91/100	93/60	85.75/23	94/100	98.6/65	92/45	470.000
2	530	Nancy Timon Deborah Whelan : Southern Region, England	95/100	96.6/65	90/75	95.5/75	90/75	96/100	89.5/100	93/65	98.2/45	96/75	465.000
3	564	Emily Grace DeNogla Academy : Mid Atlantic Region, USA	91/60	97.9/75	89.75/53	94.5/65	89.75/65	95.8/75	86.6/34	92.5/60	98.4/53	92.2/47	350.000
4	578	Regina Rawle Joanne Kavanagh Academy : Cuige Laighean, Eire	83.4/43	96/47	89.85/60	94.25/60	89/60	91/56	88.75/65	93.5/75	98.35/50	93.6/60	348.000
5	562	Molly Mullan Corda Mor : Mid America Region, USA	93/65	96.2/53	89.9/65	91/43	87.5/47	95.6/65	87.35/41	91.5/50	98.3/47	97/100	327.000
6	538	Caelainn McGrath McGrath School : Cuige Mumhan, Eire	94/75	95.9/45	88/36	90/39	88.25/53	89.8/41	89/75	91/47	98/41	94/65	290.000
7	574	Sally McGavock McGrath : ACT, Australia	79.2/29	95.5/38	89.8/56	94/54.5	88.75/56	89.1/35	87.4/43	89.5/41	97.9/39	90.2/38	266.500
8	516	Rosalia Motta Leneghan : Mid America Region, USA	83/41	92/21	88.25/37	77/21	84/28	90.6/53	87.85/56	92/56	98.5/60	93.4/56	254.000
9	556	Mary Roper Short : Eastern Region, Canada	82/39	95.7/41	88.5/38	91.25/45	83.75/27	88.8/33	86.25/29	89.25/39	99/75	93/53	243.000
10	548	Tara Collis Celtic Academy : Western Australia	89/53	95/35	86.25/27	88.25/34	87.75/50	90.4/50	87.5/45	88/35	97.8/38	88.6/35	237.000
11	522	Meagan Urbaneck Aisling Scoil Rince : Southern Region, USA	90/56	95.8/43	85.8/23	89.75/38	87.25/45	89.5/38	86.4/32	88.25/36	99.2/100	85.6/27	232.000
12	532	Alana Smyth Mulvenna Academy : Cuige Uladh, Eire	80.2/34	94.3/29	89.25/47	89/36	87/43	89.6/39	88/60	90/45	92.3/19	82/23	220.000
13	524	Kaitlin Nims-Fournier Yeates : Western Region, USA	79.6/31	96.4/60	87.6/35	92/50	83.25/25	87/21	85.9/25	88.5/37	98.45/56	89/36	214.000
14	520	Róisín Fitzpatrick Linda Martyn : Cuige Chonnacht, Eire	80.6/36	93.8/25	86.4/29	94/54.5	84.25/29	89.9/43	87.3/39	91.75/53	97.5/35	89.6/37	213.000



# Oireachtas Rince na Cruinne 2023

## Result for Qualifying Competition 23B : Ladies 20 - 21 - B


Number entered: 36 : Number danced: 34 : Number Recalled: 18 : IP = Irish Points (Grid Score) : \* Total excludes High and Low scores : FTC = Failed To Complete

			ROUND 1					ROUND 2					
			Julia Bell	Shealagh Hallissey	Orla McCafferty-Doherty	Janey McGardle-Ryan	Kieran Rogers	Kristin Butke-Zagorski	Chris Carswell	Eileen McLaughlin	Kate O'Neill-Wosczyzna	Katie Stegeman	
			Rank	Entry	Name	Mark/IP	Mark/IP	Mark/IP	Mark/IP	Mark/IP	Mark/IP	Mark/IP	Mark/IP
15	518	Louise O'Neill Doherty Petri : USA and Ireland	84.6/50	91.8/20	89/43	75/20	86/36	87.5/24	87.65/50	89.75/43	97.1/32	86.4/29	203.000
15	558	Adelaide Bachrodt Legacy Irish Dance Academy : Southern Region, USA	80.4/35	95.6/39	89.5/50	90.25/41	85.75/35	88/27	86.5/33	85/23	95.5/28	92.4/50	203.000
17	546	Michelle Martin Christine Forde : Cuige Mumhan, Eire	80/33	94.9/34	89.1/45	87.25/32	83.5/26	89.2/36	85.25/21	86.75/30	97.7/37	91.4/43	202.000
18	582	Ana Paola Martín Del Campo Moreno Celtica Dance Academy : Mexico	79.8/32	94.2/28	88.9/41	91.75/47	86.75/41	88.1/28	87.6/47	86.25/28	93.2/24	87.2/31	201.000
19	570	Niamh Millward Feely Bates : Cuige Laighean, Eire	79.4/30	94.8/33	87.4/33	88.5/35	86.1/37	87.6/25	87.1/38	87.25/32	97.3/33	87.8/33	199.000
20	544	Lisa Kiechle Irish Dance Studio Kempten : Germany	76.6/24	96.3/56	87.25/32	84.5/29	86.25/38	90.2/47	85.85/24	87.75/34	96.3/29	87/30	192.000
21	552	Katie McComiskey Doherty Petri : USA and Ireland	81.6/38	94.1/27	88.75/39	89.25/37	84.5/30	88.6/32	86.3/30	88.75/38	92.7/21	81/22	189.000
22	528	Aubrey Chann Irwin Academy : Mid America Region, USA	83.8/47	92.7/23	87/31	69.25/18	85/32	90/45	87/37	86/27	93.8/25	88/34	184.000
23	568	Ambrey Hobart Fisher-McLeod : Western Region, USA	74/20	95.3/36	86.2/26	84.75/30	86.5/39	87.4/23	87.75/53	85.25/24	97.4/34	84/26	176.000
24	542	Niamh Leahy O'Hare : Western Australia	76/23	96.1/50	85.7/22	83/25.5	85.25/33	87.8/26	86.7/35	85.5/25	96.6/30	90.6/39	172.500
25	566	Colleen Walker Tamora School : Western Region, USA	74.6/21	94.4/30	86.5/30	83/25.5	81.25/20	89.4/37	86.15/27	84/20	97.6/36	87.6/32	171.500
26	560	Caroline Boyle Petrocelli Academy : New England Region, USA	77.2/25.5	94.6/31	85.9/24	86.5/31	84.75/31	88.4/30	86.8/36	84.75/22	95.4/27	79/20	166.500
27	536	Shannon Lyne O'Donnell : Eastern Region, Canada	79/28	93.5/24	85.25/18.5	84/28	81.5/21	89/34	86.35/31	87.5/33	92.5/20	86/28	165.000
28	550	Leah Pearse Keane Academy : Cuige Mumhan, Eire	77.2/25.5	93.9/26	87.5/34	88/33	83/24	87.2/22	86.2/28	86.5/29	94/26	83/25	163.500

# Oireachtas Rince na Cruinne 2023

## Result for Qualifying Competition 23B : Ladies 20 - 21 - B

Number entered: 36 : Number danced: 34 : Number Recalled: 18 : IP = Irish Points (Grid Score) : \* Total excludes High and Low scores : FTC = Failed To Complete

			ROUND 1					ROUND 2					
			Julia Bell	Shealagh Hallissey	Orla McCafferty-Doherty	Janey McGardle-Ryan	Kieran Rogers	Kristin Butke-Zagorski	Chris Carswell	Eileen McLaughlin	Kate O'Neill-Wosczyzna	Katie Stegeman	
			Rank	Entry	Name	Mark/IP	Mark/IP	Mark/IP	Mark/IP	Mark/IP	Mark/IP	Mark/IP	Mark/IP
29	534	Fiona Nugent Troy O'Herlihy : France	78/27	95.4/37	86/25	82/23	85.5/34	88.2/29	86/26	87/31	92/17	77/18	159.000
30	512	Cameron Tovin Drake : Southern Region, USA	81/37	90/17	85.5/20	69/17	81/19	88.5/31	84.95/18	85.75/26	98.1/43	91/41	154.000
31	580	Kira VanBoven O'Brien School : Western Region, Canada	71/17	94.7/32	85.6/21	83.5/27	82/23	86.8/20	85.4/22	83.5/19	92.8/22	80/21	134.000
32	572	Erin Murray Jordan Hunt : Mid Atlantic Region, USA	75.4/22	92.3/22	86.3/28	82.5/24	81.75/22	86.2/19	84.8/17	84.5/21	96.9/31	82.6/24	132.000
33	526	Cassandra Tomczak Petrocelli Academy : New England Region, USA	73/19	91.6/19	85.25/18.5	72/19	80.5/18	86/18	85/19	77/17	93/23	78/19	112.500
34	576	Marie Gavlakova McGahan Lees : Czech Republic	72/18	90.2/18	85/17	80/22	80/17	85/17	85.15/20	82/18	92.1/18	76/17	106.000