



Oireachtas Rince na Cruinne 2023



Results for Competition 21 : Senior Ladies over 23

Adjudicators

Round 1

Ellen Boyle-Gibbons

Francis Curley

Sarah-Jayne MacLavery

Claire Kelly-Maxwell

Kathleen McLaughlin-Giroux

Round 2

Tony Ferguson

Joseph Manning

P.J. McCafferty

Moira McMahon

Fiona Robinson

Round 3

Olive Burns-Crowley

Charmayne Dulle

Carol Kelly-Pirsztuk


Maureen Hegarty-Vogels

Vicki Paulin

Oireachtas Rince na Cruinne 2023

Final Result for Competition 21 : Senior Ladies over 23

Notes: MW = World Medal winner : R = Recaller : Score = Judges marks : IP = Irish Points (Grid Score) : FTC = Failed To Complete : * All Totals exclude High and Low scores

																							
Card	Position @ recall	Final Place	Name/School	Status	ROUND 1 : Score/IP					ROUND 2 : Score/IP					ROUND 3 : Score/IP					1st Round Total (IP) *	2nd Round total (IP) *	3rd Round Total (IP) *	TOTAL IP *
708	(1)	1	Mackenzie Mahler Blakey O'Brien : Western Region, Canada	MW	93/75	98/100	99/100	97.55/65	98/100	275	94/19.5	93/100	76.8/8	93.75/47	79.15/38	104.5	95/56	94/65	96/100	99.2/100	93.5/75	240	619.5
720	(3)	2	Saoirse Deboy Kavanagh Porter: USA and Ireland	MW	92.5/60	95.25/60	98.5/75	93.4/17.5	97.25/65	185	94/19.5	86/41	88/50	97/75	82/65	156	95.2/65	95/75	92/65	98.2/60	94/100	205	546
718	(2)	3	Dara McAleer The Academy : Mid America and Western Australia	MW	94/100	95.5/65	96.75/43	97.6/75	96.25/53	193	97/51.5	90.5/60	83.1/25	97.5/100	79.8/50	161.5	94.9/53	96/100	90/50	99/75	84/22	178	532.5
756	(5)	4	Laura Davidson Sharon Taylor : Scotland	MW	91/53	96/75	97/47	94.2/22.5	95.5/47	147	93/10	83.5/36	78/10	95/56	83/75	102	94.3/45	89/43	93/75	96/31	88.3/32	120	369
751	(4)	5	Sarah Gallagher Doherty Petri : USA and Ireland	MW	91.5/56	89/28	96.25/39	96/36	94.75/39	114	97.75/75	77.75/23	87.3/43	96/65	79.5/43	151	93.9/39	81/32	89.15/39	95.6/29.5	84.5/24	100.5	365.5
703	(9)	6	Colleen McCarthy Harney Pender Keady Academy : New England Region, USA	MW	77.25/23	92.75/45	98.25/65	94.4/24	97.75/75	134	91/1	73.75/0.99	84.7/33	94.5/53	78.78/35	69	95.3/75	90.7/50	91.5/60	97.7/43	82.5/15	153	356
715	(13)	7	Meaghan Kilmartin Short : Eastern Region, Canada	MW	78.25/30	90.5/34	95.25/34	95.2/29	94/36	98	95/27	78.75/28	76.4/6	88.25/21	78.36/30	76	95.5/100	91/53	89.4/43	98.4/65	92/56	174	348
764	(12)	8	Olivia Ni Baolain Ward-Mallinson : North West Region, England	MW	92.7/65	91/36	97.5/56	97/53	97/60	169	94/19.5	73.5/0.99	73.9/1	88.75/23	75.3/0.99	21.49	95.1/60	88/41	90.5/53	97.6/41	89.7/43	137	327.49
745	(11)	9	Shakaela Carroll Claddagh Academy : Southern Region, England	MW	84.5/38	85/10.5	98/60	96.4/41	95/43	122	95.5/30	85/39	73.5/1	93.25/43	75.75/1	70	93.5/35	86/39	89.1/38	97.9/48.5	93/65	125.5	317.5
739	(7)	10	Ellie Arthurs McGahan Lees : Southern Region, England	MW	89/47	94.5/53	96.9/45	97.2/56	94.25/37	145	95/27	77.25/19	80.5/18	92.5/38	77.5/18	64	94.2/43	91.2/56	88.3/25	94.5/21	85.5/28	96	305
750	(15)	11	Natalie Vestergom Doherty Petri : USA and Ireland	MW	85.5/39	83.5/1.5	94/28	91.4/6	94.5/38	72	96/35	92/75	75.2/3	91.25/33	78.5/31	99	94.8/50	90/45	88.4/27.5	96.2/32	89.6/41	118	289
746	(8)	12	Chloe Taylor Mulvenna Academy : Cuige Uladh, Eire	MW	80/35	93/47	96/38	88/0.99	93.5/35	108	96/35	90/56	84.9/34	90.5/30	77.3/17	99	93/30.5	76.6/21	88.4/27.5	94.2/19	89.5/39	79	286
701	(18)	13	Brynna McVittie Goggin-Carroll : Eastern Region, Canada	MW	76.5/18	82.25/0.99	94.75/31	95/27.5	87.25/1	46.5	96/35	82.5/34	87.9/47	95.5/60	78.82/36	118	92.9/28.5	84/37	89.9/47	97.9/48.5	88.4/33	117	281.5
724	(6)	14	Shannon Morrissey Ceim Oir : Southern Region, England	MW	88.5/45	94/50	97.4/53	94.6/25	94.8/41	136	89/0.99	89/53	87/41	81/1	79/37	79	92.6/23.5	75/18	87.2/9	94.6/22	86/29	63.5	278.5
736	(20)	15	Abby Cosart Celtic Steps : Western Region, USA	MW	87.5/41	91.5/38	92.5/24	95.75/32	90.3/22	94	90/0.99	78.5/27	90/75	92/36	76.5/5	68	93.8/37.5	82/34	89.2/41	98.1/56	88.9/37	115.5	277.5
759	(23)	16	Alannah Kinsella Kidd : Midlands Region, England/Wales	MW	73.75/7	92/41	96.5/41	85.6/0.99	96/50	89	94/19.5	88.5/50	80/16	87/17	77.76/22	58.5	93.8/37.5	90.5/47	91/56	97.8/45	83.2/17	129.5	277
749	(16)	17	Megan Stella McInerney : New England Region, USA	MW	79/33	86/15	95/32	97.4/60	88.5/9	80	97/51.5	82/33	82.3/22	91.75/35	77.65/20	90	92.9/28.5	83.5/36	89.05/37	95/26	89.8/45	101.5	271.5
752	(14)	18	Kylie Paliani Goggin-Carroll : Eastern Region, Canada	MW	70.5/0.99	90/32	95.5/35	89.6/1	96.5/56	68	93/10	83/35	84/30	93/41	79.75/47	106	92.8/27	81.5/33	88.9/35	94.8/23.5	91.5/53	95	269
734	(22)	19	Esther Van Der Burg Kilkenny Lundy School : Netherlands	Aisling	77.6/25.5	80.75/0.99	85.75/1	96.1/37	92.75/32	58.5	96.25/41	77.5/21	84.5/32	83.5/8	79.25/39	92	92.7/25.5	68/11	88.8/34	98/53	90/47	106.5	257

Oireachtas Rince na Cruinne 2023

Final Result for Competition 21 : Senior Ladies over 23

Notes: MW = World Medal winner : R = Recaller : Score = Judges marks : IP = Irish Points (Grid Score) : FTC = Failed To Complete : * All Totals exclude High and Low scores



Card	Position @ recall	Final Place	Name/School	Status	ROUND 1 : Score/IP					ROUND 2 : Score/IP					ROUND 3 : Score/IP					1st Round Total (IP) *	2nd Round total (IP) *	3rd Round Total (IP) *	TOTAL IP *
722	(17)	20	Sarah Robinson McBrearty : New South Wales, Australia	R	77.6/25.5	90.25/33	97.25/50	93.6/19	95.25/45	103.5	93/10	77/16	85/35	80/1	81/60	61	93/30.5	91.5/60	88.1/21	97.4/39	83/16	90.5	255
713	(10)	21	Katie Phippen Tara : Western Region, USA	R	75/10.5	85.75/14	93.5/26	91.8/8	92.5/31	50.5	93/10	91/65	92/100	93.5/45	79.35/41	151	91/17.5	78/25	87/8	93.8/18	75/11	46.5	248
712	(21)	22	Shannon Kennedy Kavanagh : Western Australia	R	79.25/34	95/56	86.5/2	93.2/16	88.6/10	60	97.25/60	77.3/20	83.7/28	87.25/18	79.55/45	93	93.2/33	83/35	88/20	96.4/34	85/26	93	246
706	(19)	23	Sarah Krein Murray Academy : New England Region, USA	R	77.75/28	87/19.5	88.25/7	95.9/35	93/33	80.5	97/51.5	81/32	85.4/37	85.5/13	76.1/1	82	94.4/47	76/19	88.25/24	95.4/28	84.8/25	77	239.5
743	(25)	24	Erika Cocco Penk-O'Donnell : Western Region, Canada	R	82/37	83/1	91/19	91/4	87.5/1	24	96/35	80/31	89/60	94/50	77.8/23	116	92.7/25.5	85/38	87.5/13.5	97/38	87/30	93.5	233.5
714	(26)	25	Kaitlyn Keane DeNogla Academy : Mid Atlantic Region, USA	R	75/10.5	89.25/29.5	94.5/30	93.4/17.5	90.1/21	68	94/19.5	84.5/38	80.1/17	85.75/14	78.15/26	62.5	94.1/41	80/28	89/36	93.2/16	70/10	80	210.5
757	(38)	26	Katrina VanBoven O'Brien School : Western Region, Canada	R	75.5/13.5	81.5/0.99	84.5/0.99	88.8/0.99	87.25/1	2.99	98/100	78.1/25	79.1/13	90.75/31	78.75/34	90	93.6/36	80.5/29	89.8/45	96.5/35	92.5/60	116	208.99
733	(30)	27	Maisie Harrington Goggin-Carroll : Eastern Region, Canada	R	77.1/22	90.75/35	94.25/29	94.8/26	92.25/30	85	87/0.99	76.5/13	70.5/0.99	88/20	78/24	33.99	93.4/34	77.5/24	88.6/30	92.8/12	88/31	85	203.99
704	(34)	28	Caitlin Bone The Academy : Mid America and Western Australia	R	78/29	89.5/31	81.5/0.99	95.85/34	86.75/0.99	60.99	93/10	87.5/45	78.5/11	89.25/25	77.26/16	52	92.5/22	80.7/30	88.65/31	96.3/33	81/13	83	195.99
747	(27)	29	Jessica Starrs Masterson : Midlands Region, England/Wales	R	73/4	84.5/7.5	86/1	88.4/0.99	91.5/28	12.5	96.75/45	87/43	83.8/29	88.5/22	84.5/100	117	90.1/12	66/8	87.5/13.5	96.6/36	88.7/35	60.5	190
731	(24)	30	Tatijanna Klinkenbergh McGing : Mid America Region, USA	R	68.5/0.99	91.75/39	92/23	96.7/47	86.7/0.99	62.99	94/19.5	88/47	79.5/15	80.5/1	80.25/56	81.5	90.5/13	70/16	87.3/11	93/15	89/38	44	188.49
707	(28)	31	Ciara Burke Coyle : Mid Atlantic Region, USA	R	76.75/20	83.25/1	89/10	94.2/22.5	88.8/12	42	97.5/65	72.5/0.99	88.4/53	86.5/16	77.15/13.5	82.5	91.1/19	74.5/17	88.35/26	92.9/13.5	85.2/27	62	186.5
716	(31)	32	Grace Bowman Goggin-Carroll : Eastern Region, Canada	R	76.6/19	88.25/25	93/25	92.2/10	91.75/29	69	94/19.5	79.75/30	70.6/0.99	80.75/1	78.26/28	48.5	90.8/16	79/27	88.2/23	95.2/27	68/8	66	183.5
754	(29)	33	Sinéad Potterton Lennon McLoughlin : Cuige Laighean, Eire	R	77.5/24	92.5/43	95.75/37	92.4/11	88.25/7	72	92/2.25	77.2/18	88.5/56	81.75/3	78.35/29	50	89/9	66.5/9	87.4/12	94.9/25	91/50	46	168
737	(37)	34	Nicole Robinson McBrearty : New South Wales, Australia	R	72.75/2.5	87.75/23	95.2/33	96.35/39	88.1/6	62	89/0.99	75.75/9	82/21	79.5/0.99	77.75/21	30.99	90.6/14	76.7/22	87.65/17	96.8/37	88.8/36	75	167.99
738	(32)	35	Kiriana McKay QIA Dancers : Queensland, Australia	R	78.75/32	86.75/18	91.25/20	96.45/43	90.8/25	77	90/0.99	75.1/3	83.5/27	89.5/26	76.8/11	40	91/17.5	69/15	87.7/18	94.4/20	80/12	50.5	167.5
729	(36)	36	Chloe Renshaw O'Neill Blake : Cuige Laighean, Eire	R	89.5/50	85/10.5	91.75/22	87/0.99	91.25/27	59.5	95/27	76/10	79/12	85/12	76.75/8	34	91.2/20	76.5/20	88.75/32.5	92.6/10.5	88.5/34	72.5	166
753	(41)	37	Ellie Joyce Clark Academy : Mid America Region, USA	R	74/8	82.5/1	87/4	89.2/1	89/13	13	93/10	84/37	85.5/38	82.75/6	78.1/25	72	92/21	78.5/26	88.75/32.5	95.6/29.5	83.8/21	76.5	161.5
710	(32)	38	Madeleine Iassogna Drake : Southern Region, USA	R	75.25/12	85.25/12	89.5/12	91.2/5	89.1/14	36	96/35	75.6/7	74.5/1	92.75/39	80/53	81	90/11	68.3/12	87.25/10	92.9/13.5	83.7/20	36.5	153.5

Oireachtas Rince na Cruinne 2023

Final Result for Competition 21 : Senior Ladies over 23

Notes: MW = World Medal winner : R = Recaller : Score = Judges marks : IP = Irish Points (Grid Score) : FTC = Failed To Complete : * All Totals exclude High and Low scores



Card	Position @ recall	Final Place	Name/School	Status	ROUND 1 : Score/IP					1st Round Total (IP) *	ROUND 2 : Score/IP					2nd Round total (IP) *	ROUND 3 : Score/IP					3rd Round Total (IP) *	TOTAL IP *
					Ellen Boyle-Gibbons	Francis Curley	Sarah-Jayne MacLavery	Claire Kelly-Maxwell	Kathleen McLaughlin-Giroux		Tony Ferguson	Joseph Manning	P.J. McCafferty	Maira McMahon	Fiona Robinson		Olive Burns-Crowley	Charmayne Dullea	Maureen Hegarty-Vogels	Carol Kelly-Pirsztuk	Vicki Paulin		
709	(35)	39	Leiden McMurray Scoil Rince Fa'inne Chladach : Eastern Region, Canada	R	78.5/31	87.5/22	90.5/17	93/14	87.3/1	53	97/51.5	74.1/1	71.5/0.99	92.25/37	76.77/10	48	89.7/10	68.5/13.5	87.6/15.5	93.4/17	84.3/23	46	147
711	(39)	40	Katelyn Dunn Doherty Petri : USA and Ireland	R	72.75/2.5	87.25/21	93.75/27	92.8/13	87.6/2	36.5	96/35	75.7/8	76.1/5	90.25/29	77.62/19	56	90.7/15	80.9/31	88.15/22	92.6/10.5	82/14	51	143.5
762	(43)	41	Karaleigh Irene Desmond Petrocelli Academy : New England Region, USA	R	69.75/0.99	84.25/6	85.5/1	87.2/0.99	90/20	7.99	96/35	77.6/22	72.5/1	87.5/19	78.68/33	74	92.6/23.5	68.5/13.5	87.6/15.5	94.8/23.5	83.6/19	58	139.99
728	(39)	42	Marijana Dugandzic De Danaan : Western Region, Canada	R	75.8/15	88.75/27	90.25/16	96.2/38	89.9/19	62	94/19.5	78/24	77/9	81.5/2	74.75/0.99	30.5	88.8/8	77/23	87.9/19	92.4/9	83.5/18	46	138.5
735	(42)	43	Kaylee Brown Niall Holly Academy : Cuige Laighean, Eire	R	70.6/0.99	87/19.5	89.25/11	97.8/100	89.6/17	47.5	92/2.25	79/29	81/20	76/0.99	77.25/15	37.25	93.1/32	67/10	88.5/29	92.2/8	69/9	48	132.75
742	(44)	44	Lysann Rucker Aising Keogh : Germany		71.5/1	82/0.99	85/1	92/9	88/5	6.99	93/10	78.25/26	87.5/45	91.5/34	77.15/13.5	73.5							80.49
748	(45)	45	Josie Callahan Celtic Steps : Western Region, USA		77/21	88/24	84/0.99	94/21	87/1	43	93/10	76.75/15	80.9/19	84.5/11	76.15/2	36							79
741	(46)	46	Anya Deering Tara : Western Region, USA		69/0.99	80/0.99	88/6	89/1	90.5/23	7.98	96.5/43	77.1/17	83.3/26	82.5/5	78.25/27	70							77.98
726	(47)	47	Philippa Rowe Ceim Oir : Southern Region, England		73.25/5	86.5/17	95.6/36	93.8/20	93.25/34	71	89/0.99	75.25/4	72/1	89/24	75/0.99	5.99							76.99
717	(48)	48	Ciara Waterman Walsh Kelley : Southern Region, USA		76.3/17	82.75/1	87.5/5	95/27.5	88.3/8	30	95/27	76.6/14	85.7/39	79.25/0.99	75.1/0.99	41.99							71.99
730	(49)	49	Grace O'Neill Mullane Godley : Mid America Region, USA		70.25/0.99	81.25/0.99	90.75/18	90.4/2	86/0.99	3.98	96/35	73/0.99	89.9/65	90/28	76.25/3	66							69.98
721	(50)	50	Natalie Wagner Clark Academy : Mid America Region, USA		72/1	89.25/29.5	91.5/21	93.1/15	90.75/24	60	92/2.25	75/2	83/24	82/4	76/1	8.25							68.25
740	(51)	51	Keara Heckmann O'Connor School of Irish Dance : Western Region, Canada		77.7/27	83.5/1.5	88.75/9	96.75/50	86/0.99	37.5	93/10	75.3/5	84.4/31	78.5/0.99	76.6/6	21							58.5
705	(52)	52	Ana Neve Scanlon : Midlands Region, England/Wales		73.5/6	88.5/26	88.5/8	95.4/30	87.8/4	40	92/2.25	76.25/12	85.1/36	79.75/0.99	75.28/0.99	15.24							55.24
760	(53)	53	Claire Lawless Drake : Southern Region, USA		74.75/9	85.5/13	83.5/0.99	92.6/12	87.75/3	24	92/2.25	72.25/0.99	70.2/0.99	89.75/27	78.6/32	30.24							54.24
702	(54)	54	Zoe Lynch McGrath : ACT, Australia		71/1	83.75/3	83.25/0.99	95.8/33	88.75/11	15	95/27	74.75/1	79.4/14	86/15	76.76/9	38							53
727	(55)	55	Brittany Pymm WA Academy : Western Australia		71.75/1	91.25/37	89.75/13.5	95.5/31	86.8/0.99	45.5	92/2.25	74.25/1	82.5/23	77/0.99	75.5/1	4.24							49.74
744	(56)	56	Lucy Shilling Hennigan Irish Dance : Southern Region, England		76.25/16	84/4.5	90/15	89.6/1	91/26	35.5	94/19.5	73.25/0.99	70.1/0.99	84/10	74.8/0.99	11.98							47.48
755	(57)	57	Dara Weisbrod Baffa Academy : Southern Region, USA		75.5/13.5	84.75/9	85.5/1	90/1	89.75/18	23.5	96/35	76.1/11	76.5/7	80.25/1	76.35/4	22							45.5

Oireachtas Rince na Cruinne 2023

Final Result for Competition 21 : Senior Ladies over 23

Notes: MW = World Medal winner : R = Recaller : Score = Judges marks : IP = Irish Points (Grid Score) : FTC = Failed To Complete : * All Totals exclude High and Low scores


				Ellen Boyle-Gibbons	Francis Curley	Sarah-Jayne MacLavery	Claire Kelly-Maxwell	Kathleen McLaughlin-Giroux	1st Round Total (IP) *	Tony Ferguson	Joseph Manning	P.J. McCafferty	Maira McMahon	Fiona Robinson	2nd Round total (IP) *	Olive Burns-Crowley	Charmayne Dullea	Maureen Hegarty-Vogels	Carol Kelly-Pirsztuk	Vicki Paulin	3rd Round Total (IP) *	TOTAL IP *
Card	Position @ recall	Final Place	Name/School	Status	ROUND 1 : Score/IP					ROUND 2 : Score/IP					ROUND 3 : Score/IP							
732	(58)	58	Bailey Quigley Inishfree : Southern Region, USA		88/43	84.5/7.5	86.75/3	88.8/0.99	87.2/1	11.5	92/2.25	72/0.99	71/0.99	91/32	77/12	15.24						26.74
758	(59)	59	Ashley Kinzinger Yvonne Kelly Dance Academy : Eastern Region, Canada		81/36	81/0.99	83/0.99	85.8/0.99	89.5/16	17.98	91/1	74.5/1	76/4	78/0.99	75.6/1	2.99						20.97
719	(60)	60	Madeline Cameron Scoil Rince Fa'inne Chladach : Eastern Region, Canada		70/0.99	86.25/16	82.5/0.99	87.6/0.99	86.8/0.99	2.97	94/19.5	74.9/1	71.9/0.99	83.75/9	76.63/7	17						19.97
725	(61)	61	Tyler Watkins Watkins : Queensland, Australia		71.25/1	83/1	89.75/13.5	96.6/45	86.5/0.99	15.49	91/1	75.5/6	74/1	79/0.99	75.25/0.99	2.99						18.48
723	(62)	62	Meg Hardy Manning : Southern Region, England		70.25/0.99	84/4.5	86.25/1	91.6/7	86.25/0.99	6.49	90/0.99	74/1	70/0.99	83/7	74.5/0.99	2.97						9.47
763	(63)	63	Lauren Maier Knock O'Hogan Irish Dance : Western Region, Canada		72.3/1	81.75/0.99	82/0.99	90.6/3	89.25/15	4.99	92/2.25	71/0.99	75/2	81.25/1	75.8/1	4						8.99

Thank you for choosing www.feisresults.com

Oireachtas Rince na Cruinne 2023

Result for Qualifying Competition 21A : Senior Ladies over 23 - A

Number entered: 63 : Number danced: 60 : Number Recalled: 32 : IP = Irish Points (Grid Score) : * Total excludes High and Low scores : FTC = Failed To Complete

			ROUND 1					ROUND 2					
			Kristin Butke-Zagorski	Chris Carswell	Eileen McLaughlin	Kate O'Neill-Wosczyzna	Katie Stegeman	Julia Bell	Shealagh Hallissey	Orla McCafferty-Doherty	Janey McGardle-Ryan	Kieran Rogers	
			Rank	Entry	Name	Mark/IP	Mark/IP	Mark/IP	Mark/IP	Mark/IP	Mark/IP	Mark/IP	Mark/IP
1	533	Mackenzie Mahler Blakey O'Brien : Western Region, Canada	97/75	89.75/75	96/75	98.5/47	92.6/65	97/100	97.9/65	91/100	98/100	91/100	515.000
2	553	Saoirse Deboy Kavanagh Porter: USA and Ireland	98/100	89/56	97/100	99.6/75	98/100	96/75	98.2/100	88.75/31	97/60	90.5/65	475.000
3	627	Laura Davidson Sharon Taylor : Scotland	95/65	87.75/36	91.25/45	99.8/100	96/75	90.8/53	97.4/48.5	89.85/54.5	96/54.5	87.2/32	341.000
4	523	Colleen McCarthy Harney Pender Keady Academy : New England Region, USA	93/60	90/100	95/65	99.4/60	91/53	82.4/27	94.5/9.5	89.2/38	93.25/33.5	90.75/75	283.500
5	595	Ellie Arthurs McGahan Lees : Southern Region, England	92/56	86.25/15.5	91/43	99.2/56	89.6/43	86.6/41	97.5/53	89.7/45	95.5/50	87.75/37	278.000
6	585	Esther Van Der Burg Kilkenny Lundy School : Netherlands	88.5/26	88.65/45	89/34	97.9/38	80.6/12	78.6/9	97.2/43	90/75	97.5/75	90/60	276.000
7	643	Olivia Ni Baolain Ward-Mallinson : North West Region, England	91.4/53	89.5/65	93.5/60	96.6/24.5	91.6/56	84.4/35	97/39	87.6/17	92.75/29.5	88.25/43	272.500
8	565	Shannon Morrissey Ceim Oir : Southern Region, England	86/7	88.5/41	93/56	97.4/33	86/30	92/56	97.3/45	89.8/50	97.25/65	89.5/56	266.000
9	577	Chloe Renshaw O'Neill Blake : Cuige Laighean, Eire	91/50	86.1/12	91.5/47	96.2/20	88.8/38	94/65	97.8/60	89.6/43	92.75/29.5	88.75/47	255.000
10	617	Natalie Vestergom Doherty Petri : USA and Ireland	89.1/31	88.55/43	91.75/50	98.3/45	90.2/50	83/30	97.4/48.5	88.95/35	93.75/39.34	87.1/31	243.333
11	615	Megan Stella McInerney : New England Region, USA	90.2/43	89.25/60	90.25/38	96.6/24.5	92/60	83.6/33	96.7/36.5	88.6/29	93.5/36	87.25/33	243.000
12	609	Shakaela Carroll Claddagh Academy : Southern Region, England	90.4/45	88.95/53	90.5/40	95.2/9	89.2/39	81.4/25	96.2/34	89.9/60	93.75/39.34	88.5/45	242.333
13	539	Shannon Kennedy Kavanagh : Western Australia	90/39	88/37	92/53	96.5/23	88/35	87.8/45	96.9/38	88.3/26	93.5/36	84.2/12	211.000

Oireachtas Rince na Cruinne 2023

Result for Qualifying Competition 21A : Senior Ladies over 23 - A


Number entered: 63 : Number danced: 60 : Number Recalled: 32 : IP = Irish Points (Grid Score) : * Total excludes High and Low scores : FTC = Failed To Complete

			ROUND 1					ROUND 2					
			Kristin Butke-Zagorski	Chris Carswell	Eileen McLaughlin	Kate O'Neill-Wosczyzna	Katie Stegeman	Julia Bell	Shealagh Hallissey	Orla McCafferty-Doherty	Janey McGardle-Ryan	Kieran Rogers	
			Rank	Entry	Name	Mark/IP	Mark/IP	Mark/IP	Mark/IP	Mark/IP	Mark/IP	Mark/IP	Mark/IP
14	637	Kendall Woodcock Brady Academy : New England Region, USA	90.6/47	84.9/1	90.5/40	99.5/65	88.6/37	83.4/32	95.8/29.5	89.85/54.5	89.5/15	85.1/18	203.500
15	613	Jessica Starrs Masterson : Midlands Region, England/Wales	87.8/19	88.7/47	89.5/36	97.8/37	82.6/19	79.6/14	95.4/24	88.9/34	96/54.5	89.25/53	203.000
16	631	Katrina VanBoven O'Brien School : Western Region, Canada	89.85/37	87.6/35	87.1/27	97.6/35	89.4/41	80.8/22	97.1/41	89.95/65	92.25/27	86.5/27	202.000
17	527	Caitlin Bone The Academy : Mid America and Western Australia	86.8/12	87.4/33	88/31	97/29	85/27	85.2/37	96.7/36.5	87.7/18	94.75/45	88.1/39	199.500
18	537	Madeleine lassogna Drake : Southern Region, USA	89.2/32	86.5/21	83.5/6	97.3/32	90/47	85.6/38	93.8/1	89.1/37	94/43	87.3/34	194.000
19	541	Kaitlyn Keane DeNogla Academy : Mid Atlantic Region, USA	89.4/33	86.8/27	86.5/22	97.5/34	79/7	81/23	96/31	88.85/33	93.75/39.34	88.2/41	185.333
20	625	Sinéad Potterton Lennon McLoughlin : Cuige Laighean, Eire	89.9/38	85.45/2	89.25/35	99/53	89.8/45	83.2/31	96.1/32.5	88.25/25	88/9.5	83.75/9	183.500
21	587	Kaylee Brown Niall Holly Academy : Cuige Laighean, Eire	90.1/41	85.9/9	88.25/32	98.1/41	84.4/24	80.4/20	95.8/29.5	88.5/28	95/47	86.25/26	180.500
22	605	Lysann Rucker Aisling Keogh : Germany	84.6/1	86.35/18	86.6/23.5	96.9/28	88.4/36	89/50	95.6/26.5	89.75/47	93.5/36	85.25/19	179.000
23	579	Tatijianna Klinkenbergh McGing : Mid America Region, USA	88.6/27	88.35/39	85/13.5	92.7/4	82/17	88/47	95.7/28	89/36	93/31.5	85.5/21	153.000
24	575	Brittany Pymm WA Academy : Western Australia	85.4/4	87.5/34	87/26	95.8/15	83.6/22	93/60	94.4/7	88.4/27	92/26	87.5/35	151.000
25	589	Abby Cosart Celtic Steps : Western Region, USA	86.6/11	86.75/26	88.5/33	96.1/19	87.4/34	84/34	94.8/13.5	86.1/1	91/23	88/38	148.500
26	547	Ciara Waterman Walsh Kelley : Southern Region, USA	88.4/25	88.75/50	81/1	95.9/16	84/23	82.6/28	98/75	89.5/41	80/1	84.5/14	147.000

Oireachtas Rince na Cruinne 2023

Result for Qualifying Competition 21A : Senior Ladies over 23 - A


Number entered: 63 : Number danced: 60 : Number Recalled: 32 : IP = Irish Points (Grid Score) : * Total excludes High and Low scores : FTC = Failed To Complete

			ROUND 1					ROUND 2					
			Kristin Butke-Zagorski	Chris Carswell	Eileen McLaughlin	Kate O'Neill-Wosczyzna	Katie Stegeman	Julia Bell	Shealagh Hallissey	Orla McCafferty-Doherty	Janey McGardle-Ryan	Kieran Rogers	
			Rank	Entry	Name	Mark/IP	Mark/IP	Mark/IP	Mark/IP	Mark/IP	Mark/IP	Mark/IP	Mark/IP
27	633	Ashley Kinzinger Yvonne Kelly Dance Academy : Eastern Region, Canada	88/21	86.25/15.5	87.75/30	95.1/8	84.8/26	80.3/19	96.3/35	85.4/1	93.25/33.5	86.75/29	144.000
28	563	Meg Hardy Manning : Southern Region, England	89/29.5	86.2/14	90/37	98.7/50	86.4/31	87/43	95.3/22.5	86.75/7	88.5/11.5	84/10	141.500
29	583	Bailey Quigley Inishfree : Southern Region, USA	89.6/35	86.15/13	86.6/23.5	96.3/21	81.4/15	85.8/39	97.6/56	86.7/6	88/9.5	86/24	132.000
30	549	Madeline Cameron Scoil Rince Fa'inne Chladach : Eastern Region, Canada	89.8/36	87.1/31	86.25/21	96.4/22	78/4	85/36	95/17	88/22	82.5/1	85/17	130.000
31	531	Ciara Burke Coyle : Mid Atlantic Region, USA	88.8/28	85.5/3	86/19	95.4/11	87/32	82.8/29	94.3/5.5	87.4/15	88.75/13	87.6/36	115.000
32	529	Ana Neve Scanlon : Midlands Region, England/Wales	88/21	86.6/23	85.75/18	91/1	73/1	75.8/3	95/17	89.25/39	91/23	86.6/28	107.996
33	645	Kennedy McGill Joanne Kavanagh Academy : Cuige Laighean, Eire	87.5/17	85.75/6	87.5/29	97.2/31	83.2/21	79.9/15	93.2/1	88.2/24	85/4	84.6/15	101.000
34	555	Natalie Chorzel Dowds Irish Dance Academy : Mid America Region, USA	85.5/5	87.35/32	82.25/1	96.8/27	79.6/10	80.6/21	93.5/1	87.75/19	89.5/15	89/50	97.000
35	557	Erin Duffy Lacy Lenihan School : New England Region, USA	86.4/9	85.7/5	85.25/15	95.6/13	85.2/28	80/16	95.2/20.5	87.5/16	92.5/28	85.75/23	96.500
36	621	Lauren Moynihan Mary McCarthy School : Cuige Mumhan, Eire	88.1/23	84.75/1	84.25/10	95.5/12	87.2/33	81.2/24	94.5/9.5	86.2/1	90.5/20	84.1/11	85.500
37	639	Amy McCallion Realta : Cuige Uladh, Eire	88/21	85.15/1	84.75/12	96/17.5	79.4/9	73.4/1	95.3/22.5	88.1/23	82/1	86.1/25	84.997
38	601	Lauren Dowsett O'Connor : Victoria, Australia	82.8/1	85.85/8	87.25/28	96/17.5	84.6/25	82/26	93.6/1	88.7/30	87/6.5	81.25/1	83.995
39	619	Ciara Stobbie The Academy : Mid America and Western Australia	89/29.5	86.9/28.5	84/9	95.3/10	81.6/16	73.6/1	96.1/32.5	85.25/1	91.75/25	82.1/1	81.493

Oireachtas Rince na Cruinne 2023

Result for Qualifying Competition 21A : Senior Ladies over 23 - A


Number entered: 63 : Number danced: 60 : Number Recalled: 32 : IP = Irish Points (Grid Score) : * Total excludes High and Low scores : FTC = Failed To Complete

			ROUND 1					ROUND 2					
			Kristin Butke-Zagorski	Chris Carswell	Eileen McLaughlin	Kate O'Neill-Wosczyzna	Katie Stegeman	Julia Bell	Shealagh Hallissey	Orla McCafferty-Doherty	Janey McGardle-Ryan	Kieran Rogers	
			Rank	Entry	Name	Mark/IP	Mark/IP	Mark/IP	Mark/IP	Mark/IP	Mark/IP	Mark/IP	Mark/IP
40	569	Shannon Johnson Anderson Johnson : Eastern Region, Canada	87.2/15	86.9/28.5	83/3	96.7/26	77.6/3	80.1/17	95.5/25	87/11	82/1	82.75/3	75.000
41	571	Mairead Mc Caul O'Shea-Chaplin : New England Region, USA	87/13	85.6/4	82.75/2	92.3/3	78.6/6	80.2/18	95.1/19	87.9/21	90.75/21	87/30	74.000
42	521	Laura Thompson Sean Eireann : Midlands Region, England/Wales	83/1	87/30	86.75/25	90/0.99	72/1	79.2/12	94.5/9.5	87.8/20	89.5/15	85.6/22	73.984
43	581	Stephanie Andrews Realta : Cuige Uladh, Eire	86.2/8	86.65/24	85.5/16	97.7/36	82.2/18	78.4/8	94.1/2.5	85.5/1	89.75/17	82.5/1	69.500
44	607	Tara Mac Mahon QIA Dancers : Queensland, Australia	87.1/14	85.25/1	85.6/17	98.2/43	75.2/1	75.2/1	95.2/20.5	87.25/14	91/23	80.75/1	67.499
45	525	Kelsey Pearce Petrocelli Academy : New England Region, USA	84.8/1	85.8/7	82/1	98/39	80/11	77.2/6	93.1/1	88.8/32	90.25/19	85.3/20	64.000
46	545	Maria Maddison McGahan Lees : Southern Region, England	88.2/24	88.25/38	84.5/11	93/5	83/20	74/1	94/1	86.5/4	78/1	83/4	60.997
47	641	Jessica Cathcart Adelaide Academy : South Australia	85.6/6	86.7/25	83.6/7	91.2/1	81.2/14	73.8/1	95.6/26.5	86.85/9	87.5/8	83.6/8	52.000
48	599	Riley McKeon Kavanagh Porter: USA and Ireland	83/1	85.4/1	85/13.5	91.3/1	85.6/29	77/5	94.2/4	86.9/10	88.5/11.5	84.75/16	41.999
49	573	Lianna Pilla Scanlon : Southern Region, England	87.6/18	86.3/17	82.5/1	95/7	76.6/1	78/7	94.3/5.5	86.4/3	85/4	84.25/13	41.499
50	623	Aoife Gould Troy O'Herlihy : Cuige Mumhan, Eire	86.5/10	84.65/1	83.1/4	91.1/1	78.4/5	79.4/13	94.8/13.5	87.1/12	85/4	83.1/5	39.997
51	567	Alessandra Enwright Sean Eireann : Midlands Region, England/Wales	84.4/1	86.45/20	86.1/20	92/2	81/13	75/1	94.6/12	86/1	79.5/1	82/1	37.993
52	591	Juliet Sewell O'Neill : New Zealand	82/0.99	86.55/22	81.25/1	97.1/30	79.2/8	72/0.99	93.8/1	86.6/5	83/1	81.5/1	33.986

Oireachtas Rince na Cruinne 2023

Result for Qualifying Competition 21A : Senior Ladies over 23 - A

Number entered: 63 : Number danced: 60 : Number Recalled: 32 : IP = Irish Points (Grid Score) : * Total excludes High and Low scores : FTC = Failed To Complete

			ROUND 1					ROUND 2					
			Kristin Butke-Zagorski	Chris Carswell	Eileen McLaughlin	Kate O'Neill-Wosczyzna	Katie Stegeman	Julia Bell	Shealagh Hallissey	Orla McCafferty-Doherty	Janey McGardle-Ryan	Kieran Rogers	
			Rank	Entry	Name	Mark/IP	Mark/IP	Mark/IP	Mark/IP	Mark/IP	Mark/IP	Mark/IP	Mark/IP
53	593	Paige Dausinas Richens/Timm : Mid America Region, USA	85.2/3	84.5/1	83.25/5	95.7/14	77.2/2	79/11	94.5/9.5	86.3/2	84.5/2	83.5/7	28.500
54	597	Aveen Mahon Penk-O'Donnell : Western Region, Canada	89.5/34	84.85/1	83.75/8	93.6/6	75/1	78.8/10	93.9/1	85.75/1	90/18	82.25/1	26.994
55	611	Kourtnie Haden Scanlon : Midlands Region, England/Wales	85/2	85.95/10	82.6/1	90.9/1	73.4/1	75.6/2	95/17	86.8/8	87/6.5	81.75/1	20.495
56	535	Kerry Dillon Scoil Rince De Barra : Cuige Uladh, Eire	87.4/16	85/1	81.5/1	90.5/1	74/1	74.6/1	94.1/2.5	87.2/13	93/31.5	82.6/2	20.487
57	551	Aoibhin O' Driscoll Troy O'Herlihy : Cuige Mumhan, Eire	83.4/1	86.4/19	81.75/1	91.5/1	77/1	76.4/4	93/0.99	85/0.99	73/0.99	83.25/6	8.976
58	561	Erin Teresa Rose Lange Sharon Taylor : Scotland	84.2/1	86/11	78/0.99	90.4/1	76/1	73/1	94.9/15	86.25/1	73.5/1	81/1	5.970
59	635	Elisa Giunta Tara : Italy	83.6/1	84.8/1	80.5/1	90.8/1	72.6/1	73.2/1	93.7/1	85.3/1	80/1	81.1/1	5.961
60	543	Laura Dudley Scoil Rince Cashel : South Australia	84/1	83.5/0.99	79/1	90.7/1	71/0.99	72.8/1	93.2/1	85.6/1	83/1	80.25/0.99	5.953

Oireachtas Rince na Cruinne 2023

Result for Qualifying Competition 21B : Senior Ladies over 23 - B

Number entered: 63 : Number danced: 58 : Number Recalled: 32 : IP = Irish Points (Grid Score) : * Total excludes High and Low scores : FTC = Failed To Complete

			ROUND 1					ROUND 2					
			Julia Bell	Shealagh Hallissey	Orla McCafferty-Doherty	Janey McGardle-Ryan	Kieran Rogers	Kristin Butke-Zagorski	Chris Carswell	Eileen McLaughlin	Kate O'Neill-Wosczyzna	Katie Stegeman	
			Rank	Entry	Name	Mark/IP	Mark/IP	Mark/IP	Mark/IP	Mark/IP	Mark/IP	Mark/IP	Mark/IP
1	548	Dara McAleer The Academy : Mid America and Western Australia	96/100	98.5/100	90/60	97.5/100	88.5/60	96/100	88.75/37	93/53	99/45	96/75	433.000
2	562	Sarah Robinson McBrearty : New South Wales, Australia	92/75	95.3/25	89.9/56	95/65	90/100	95/75	89.25/53	94.5/75	95.6/13	94/65	389.000
3	618	Sarah Gallagher Doherty Petri : USA and Ireland	86.6/47	97.8/75	91.5/75	96/75	88.25/56	91.4/60	88.3/30	92/47	99.6/75	91.6/45	358.000
4	634	Alannah Kinsella Kidd : Midlands Region, England/Wales	90.4/60	97.1/50	92/100	93.5/54.5	88/53	89.9/38	88.95/43	93.25/56	96.9/23	92.6/53	301.500
5	542	Meaghan Kilmartin Short : Eastern Region, Canada	91/65	95.2/23	87.9/29	83/6.5	89/75	89.85/37	88.7/36	96/100	98.2/36	97/100	290.000
6	576	Marijana Dugandzic De Danaan : Western Region, Canada	84/41	96/33.5	89.4/50	92.75/46	87.75/50	92/65	89/45	94/65	95.8/15	90.2/36	283.000
7	584	Maisie Harrington Goggin-Carroll : Eastern Region, Canada	83.2/38	96.8/45	91/65	86/13.5	86.25/33.5	91/56	89.1/47	93.5/60	97.8/32	89/33	252.500
8	606	Erika Cocco Penk-O'Donnell : Western Region, Canada	85/43	94.7/15.5	87.1/21	92.75/46	86.6/37	90.4/45	89.3/56	92.5/50	95.2/11	92/50	246.000
9	626	Dara Weisbrod Baffa Academy : Southern Region, USA	83.6/39	97.4/60	89.2/45	84/8.5	86.4/35	88.8/28	89.6/75	88.75/33	98.8/43	90.6/38	233.000
10	520	Brynna McVittie Goggin-Carroll : Eastern Region, Canada	90/56	96.2/36	88.6/35	75/1	87/41	90.1/41	88.2/29	87.6/27	99.5/65	91.8/47	229.000
11	622	Kylie Paliani Goggin-Carroll : Eastern Region, Canada	82.6/35	96.6/41	86.8/17	93/50	86.2/32	89.2/31	89.5/65	91.5/45	97.7/31	88.4/31	215.000
12	592	Nicole Robinson McBrearty : New South Wales, Australia	82/33	95.2/23	88.95/39	92.25/39	87.5/47	88.4/26	89.4/60	91/43	92.5/5	86.4/22	202.000
13	566	Tyler Watkins Watkins : Queensland, Australia	88/50	95.1/21	88.7/36	91.5/34	85.75/29	90/39	89.7/100	90/38	93/7	87/25	201.000

Oireachtas Rince na Cruinne 2023

Result for Qualifying Competition 21B : Senior Ladies over 23 - B


Number entered: 63 : Number danced: 58 : Number Recalled: 32 : IP = Irish Points (Grid Score) : * Total excludes High and Low scores : FTC = Failed To Complete

			ROUND 1					ROUND 2					
			Julia Bell	Shealagh Hallissey	Orla McCafferty-Doherty	Janey McGardle-Ryan	Kieran Rogers	Kristin Butke-Zagorski	Chris Carswell	Eileen McLaughlin	Kate O'Neill-Wosczyzna	Katie Stegeman	
			Rank	Entry	Name	Mark/IP	Mark/IP	Mark/IP	Mark/IP	Mark/IP	Mark/IP	Mark/IP	Mark/IP
14	598	Keara Heckmann O'Connor School of Irish Dance : Western Region, Canada	80/25	95.2/23	88.8/37	91.25/32	83.75/14.5	89.6/34	86.5/7	89.5/36	98/34	91/39	184.000
15	608	Lucy Shilling Hennigan Irish Dance : Southern Region, England	77/9	97/47	89.1/43	94/60	87.1/43	85.2/1	88.85/39	88.5/32	92.8/6	82.4/11	182.000
16	624	Ellie Joyce Clark Academy : Mid America Region, USA	79.4/21	96/33.5	86.4/12	87.5/16	84.6/21	90.6/50	86.75/10	87.5/25.5	99.2/53	91.4/43	176.500
17	560	Natalie Wagner Clark Academy : Mid America Region, USA	81.8/32	94.3/11.5	87.7/27	89.75/24	84.75/22	89.4/32	88.5/32	86/15	99.3/60	90/35	172.000
18	544	Grace Bowman Goggin-Carroll : Eastern Region, Canada	79.2/20	95/19.5	87.4/24	92.5/42	86.25/33.5	89.1/30	88.05/27	89.75/37	99.7/100	86.8/24	171.500
19	540	Katie Phippen Tara : Western Region, USA	80.6/30	94/7.5	88.9/38	92/38	80.75/1	89.7/35	87.45/19	86.1/16.5	99.25/56	91.2/41	170.500
20	538	Katelyn Dunn Doherty Petri : USA and Ireland	83/37	95.5/26.5	89.5/53	77/1	86/30	88.1/23	88/26	87.5/25.5	97.1/25	87.4/26	170.000
21	638	Karaleigh Irene Desmond Petrocelli Academy : New England Region, USA	79.9/24	97.2/53	87.6/26	89.5/22.5	86.8/39	86.5/10	86.8/11	90.75/41	98.1/35	89.4/34	169.000
22	522	Zoe Lynch McGrath : ACT, Australia	86/45	96.1/35	89/41	86/13.5	84.25/19	87.9/20	87.85/23	84.6/6	98.7/41	88.2/30	168.000
23	614	Josie Callahan Celtic Steps : Western Region, USA	79.6/22	97.5/65	87/19.5	92.5/42	85.6/26	88.6/27	87.9/24	85.1/9	96.7/22	84.8/19	155.000
24	578	Grace O'Neill Mullane Godley : Mid America Region, USA	82.8/36	95.9/32	86.9/18	89.25/21	82/4	87.6/18	88.65/35	85.75/14	97.5/29	93.4/60	153.000
25	570	Philippa Rowe Ceim Oir : Southern Region, England	79/19	96.3/37	88.4/33	93.5/54.5	83.75/14.5	85.8/4	88.1/28	90.5/39	97.2/26	82/9	152.000
26	530	Sarah Krein Murray Academy : New England Region, USA	81/31	93.6/4	87/19.5	75.5/1	86.75/38	90.5/47	86/2	88.1/30	99.15/50	84.2/17	148.500

Oireachtas Rince na Cruinne 2023

Result for Qualifying Competition 21B : Senior Ladies over 23 - B

Number entered: 63 : Number danced: 58 : Number Recalled: 32 : IP = Irish Points (Grid Score) : * Total excludes High and Low scores : FTC = Failed To Complete

			ROUND 1					ROUND 2					
			Julia Bell	Shealagh Hallissey	Orla McCafferty-Doherty	Janey McGardle-Ryan	Kieran Rogers	Kristin Butke-Zagorski	Chris Carswell	Eileen McLaughlin	Kate O'Neill-Wosczyzna	Katie Stegeman	
			Rank	Entry	Name	Mark/IP	Mark/IP	Mark/IP	Mark/IP	Mark/IP	Mark/IP	Mark/IP	Mark/IP
27	600	Anya Deering Tara : Western Region, USA	77.6/12	95/19.5	88.3/32	91.75/36.5	85/23.5	88.2/24	87.1/14	87.25/24	95.9/16	93/56	139.000
28	594	Kiriana McKay QIA Dancers : Queensland, Australia	89/53	95.5/26.5	86.6/14	91.5/34	88.75/65	85.4/2	89.15/50	87/22	90.6/1	77/1	138.498
29	536	Leiden McMurray Scoil Rince Fa'inne Chladach : Eastern Region, Canada	80.2/28	94.7/15.5	86.5/13	74.5/1	87.25/45	88.3/25	86.15/3	86.75/21	98.5/38	88.8/32	134.500
30	612	Chloe Taylor Mulvenna Academy : Cuige Uladh, Eire	77.4/11	95.8/31	88.1/31	90/26	83.25/12	87.1/15	88.4/31	88.25/31	96.1/18	80.2/3	133.000
31	640	Lauren Maier Knock O'Hogan Irish Dance : Western Region, Canada	80.1/26.5	96.7/43	86.7/15	90.5/29	84.2/18	88/21.5	87.55/21	89.25/35	91.5/2	82.6/12	128.000
32	636	Claire Lawless Drake : Southern Region, USA	77.8/13	97.3/56	85.8/6	88.25/18	85.7/27.5	89.5/33	87.2/15	86.6/20	93.5/8	90.4/37	126.500
33	572	Isabel Mendoza Drake : Southern Region, USA	82.4/34	94.1/9	86.3/11	91.5/34	85/23.5	89.8/36	85.4/1	86.25/18	95/10	85.8/21	117.500
34	588	Rachel Kavanagh Kavanagh Porter: USA and Ireland	74.4/1	95.7/29.5	88/30	85/10.5	86.1/31	86/5.5	86.25/4	89/34	98.6/39	81/5	114.500
35	558	Anna McDonald Inishfree : Southern Region, USA	80.4/29	94.8/17	87.2/22	89/19.5	84.5/20	86.6/11	87.65/22	88/29	96/17	83/13	113.500
36	556	McKenzie Cox Carolan Academy : Queensland, Australia	77.2/10	94.6/14	86.26/10	91/30.5	85.5/25	89/29	88.9/41	85/8	97/24	80/2	110.000
37	632	Alison O'Neill O'Neill Blake : Cuige Chonnacht, Eire	76.4/7	92.9/1	85.3/2	91/30.5	85.7/27.5	90.8/53	88.55/33	85.6/12.5	95.7/14	80.6/4	96.000
38	616	Faith Ishler Hooly School : Mid Atlantic Region, USA	75.4/3	94.3/11.5	86.75/16	88/17	82.1/5	90.2/43	87.95/25	84.5/5	97.6/30	81.6/7	94.500
39	526	Sophie Hurst Haley Prendergast : Western Region, USA	78.6/17	93.9/6	89.3/47	81/5	84/16	87/13.5	88.6/34	86.1/16.5	96.3/20	82.2/10	89.000

Oireachtas Rince na Cruinne 2023

Result for Qualifying Competition 21B : Senior Ladies over 23 - B


Number entered: 63 : Number danced: 58 : Number Recalled: 32 : IP = Irish Points (Grid Score) : * Total excludes High and Low scores : FTC = Failed To Complete

			ROUND 1					ROUND 2					
			Julia Bell	Shealagh Hallissey	Orla McCafferty-Doherty	Janey McGardle-Ryan	Kieran Rogers	Kristin Butke-Zagorski	Chris Carswell	Eileen McLaughlin	Kate O'Neill-Wosczyzna	Katie Stegeman	
			Rank	Entry	Name	Mark/IP	Mark/IP	Mark/IP	Mark/IP	Mark/IP	Mark/IP	Mark/IP	Mark/IP
40	552	Amy Ellis Griffin Lynch : Southern Region, England	75.2/2	93.2/2	88.5/34	85/10.5	86.5/36	88/21.5	87.35/17	84/3	92/3	84/16	82.500
41	580	Emily Snell McTeggart : Western Region, USA	75/1	95.6/28	85.4/3	90/26	81.75/3	87.2/16	88.8/38	85.25/10	96.2/19	83.4/15	82.000
42	590	Kelly Ann Gould Rhodes Academy : Southern Region, USA	78.2/15	93.2/2	85.25/1	86.5/15	81.25/1	87.8/19	87.25/16	87.75/28	90.3/1	84.6/18	71.000
43	568	Caitlin Labo Goggin-Carroll : Mid America Region, USA	76.6/8	94.4/13	85.9/7	84/8.5	83/10	87/13.5	85.1/1	82.5/1	99.1/47	88/29	69.997
44	630	Rachael Lee AMDC : North East Region, England	78.8/18	92.7/1	85.2/1	89/19.5	84.1/17	86.1/7	86.45/6	84.25/4	96.6/21	85.2/20	68.999
45	610	Alison Irvine De Barra Academy : Western Region, USA	74.6/1	96.4/38	87.75/28	89.5/22.5	82.25/7	86.4/9	87.5/20	83/1	90.9/1	76/1	68.497
46	524	Kimberly Bell Ardan Academy : Mid America Region, USA	78/14	90.4/1	87.5/25	69/1	81.5/1.5	84.6/1	87/13	87.1/23	98.4/37	83.2/14	66.494
47	620	Sarah Neasy Carey SW : New South Wales, Australia	76.2/6	95.7/29.5	85/1	91.75/36.5	81.5/1.5	84.8/1	85/1	82/1	97.3/27	87.8/28	65.994
48	596	Aoife Louise Bane MacGabhann Academy : Cuige Mumhan, Eire	80.1/26.5	94/7.5	84.9/1	90/26	82.2/6	86.8/12	85.25/1	83.5/1	95.3/12	87.6/27	64.500
49	628	Michelle Rueb Inishfree : Mid Atlantic Region, USA	75.8/4	96.5/39	85.1/1	83/6.5	83.1/11	84.4/1	87.4/18	81/1	92.3/4	86.6/23	44.496
50	532	Allison Moroz Watters : Southern Region, USA	74/1	94.9/18	87.25/23	79/2	80.5/1	86/5.5	86.65/9	83.25/1	97.9/33	81.2/6	41.496
51	586	Emma McFee Scariff Utah : Western Region, USA	78.4/16	93.7/5	86.1/9	85.5/12	82.75/9	87.4/17	85.7/1	84.75/7	91.2/1	78/1	39.000
52	528	Georgia Christensen-Walden Gregan Irish Dancers NZ : New Zealand	76/5	94.2/10	84.5/1	68/1	81/1	84/1	86.6/8	85.6/12.5	97.4/28	81.8/8	35.491

Oireachtas Rince na Cruinne 2023

Result for Qualifying Competition 21B : Senior Ladies over 23 - B

Number entered: 63 : Number danced: 58 : Number Recalled: 32 : IP = Irish Points (Grid Score) : * Total excludes High and Low scores : FTC = Failed To Complete

			ROUND 1					ROUND 2					
			Julia Bell	Shealagh Hallissey	Orla McCafferty-Doherty	Janey McGardle-Ryan	Kieran Rogers	Kristin Butke-Zagorski	Chris Carswell	Eileen McLaughlin	Kate O'Neill-Wosczyzna	Katie Stegeman	
			Rank	Entry	Name	Mark/IP	Mark/IP	Mark/IP	Mark/IP	Mark/IP	Mark/IP	Mark/IP	Mark/IP
53	550	Orla Byrom The Duffy Travis King Academy : North West Region, England	73/1	92/1	85.5/4	77.5/1	83.5/13	86.2/8	86.9/12	85.5/11	88.4/1	79/1	25.995
54	574	Orla Baber Sean Eireann : Midlands Region, England/Wales	74.8/1	93.2/2	86/8	80/4	82.5/8	84.2/1	86.4/5	86.5/19	89/1	71/1	20.990
55	564	Olivia Seidel Seidel : South Australia Niamn Reamond	73.6/1	92.4/1	85.75/5	79.25/3	80.25/1	85/1	84.95/1	79/1	94/9	72/1	7.979
56	604	The Duffy Travis King Academy : North West Region, England	73.4/1	92.3/1	84.6/1	90.25/28	81/1	85.6/3	85.5/1	83.75/2	89.6/1	74/1	6.983
57	546	Chloe Quigley DeNogla Academy : Mid Atlantic Region, USA	79.8/23	91.7/1	84.75/1	76/1	80.25/1	83/1	84.85/1	78.5/1	88/1	73/1	5.965
58	642	Jessica Hutton Gra na Rince : Midlands Region, England/Wales	72/1	91.8/1	84/1	65/1	78/1	83.4/1	84.75/1	78/1	88.7/1	71.2/1	5.954