



Oireachtas Rince na Cruinne 2023



Results for Competition 32 : Girls 11 - 12

Adjudicators

Round 1

**Francis Curley
Maureen Hegarty-Vogels
Sarah Jayne-MacLaverty
Carol Kelly-Pirsztuk
Imelda Keogh**

Round 2

**Ellen Boyle-Gibbons
Joseph Manning
P.J. McCafferty
Moira McMahon
Vicki Paulin**

Round 3

Olive Burns-Crowley

Charmayne Dullely	Tony Ferguson
Alan Murphy	Fiona Robinson

Oireachtas Rince na Cruinne 2023

Final Result for Competition 32 : Girls 11 - 12

Notes: MW = World Medal winner : R = Recaller : Score = Judges marks : IP = Irish Points (Grid Score) : FTC = Failed To Complete : * All Totals exclude High and Low scores



Card	Position @ recall	Final Place	Name/School	Status	ROUND 1 : Score/IP					ROUND 2 : Score/IP					ROUND 3 : Score/IP					1st Round Total (IP) *	2nd Round total (IP) *	3rd Round Total (IP) *	TOTAL IP *
366	(1)	1	Maria Coco Puente De La Vega Kelly Hendry : North East Region, England	MW	96/75	95.5/100	99/100	97.4/65	87.5/32	240	85.5/75	85/41	90/100	99/100	92/75	250	93.1/47	91/65	90.75/40	96.5/65	79.5/65	177	667
335	(2)	2	Eva Pilipaviciute Ni Chearra-O'Baolain : Cuige Uladh, Eire	MW	97/100	94.5/75	97.25/45	93.8/41	92/75	195	85/65	88.5/65	89.8/65	90.25/19.5	93/100	195	90.1/15	90.7/60	92/100	88.3/26	78.75/53	139	529
315	(5)	3	Saoirse Fleming Kelly Hendry : North East Region, England	MW	94/45	90/47	98.5/65	98/75	87/29.5	157	80/50	82.1/35	85.6/27	97.5/65	88.1/53	138	92.6/39	93/100	90.25/32	98/100	79.25/60	199	494
319	(3)	4	Brielle MaguireMurray Academy : New England Region, USA	MW	95/56	93/60	97.5/50	96.4/60	88.5/36	166	74.75/29	85.9/45	87.2/39	98/75	89/60	144	93.3/53	87.5/38	91.5/58	89.25/32.5	77.25/38	129	439
388	(4)	5	Maiya Allworthy Turley Duggan : Cuige Chonnacht, Eire	MW	95.5/65	93.5/65	98/56	94/43	88.25/35	164	81/56	86.5/50	86.8/36	93.5/37	90/65	143	91.5/32	82/12	90.25/32	97/75	79/56	120	427
394	(6)	6	Kate Phelan Flynn O'Kane Academy : Cuige Mumhan, Eire	MW	90.75/30	91/50	98.75/75	93.2/38	90.5/47	135	77.5/38	73.5/1	89.9/75	94.5/43	88/50	131	90.5/19.5	92/75	89.5/19	94.5/60	77/37	116.5	382.5
418	(18)	7	Tara McGinley Joanne Kavanagh Academy : Cuige Laighean, Eire	MW	89/19.5	89.9/43	98.25/60	89.9/13	91.25/56	118.5	68.2/1	82.5/36	79.4/0.97	93.75/38	82.5/3	40	94.2/100	85/27	91/44	94/56	80.75/100	200	358.5
428	(9)	8	Madelyn Stucki Harney Pender Keady Academy : New England Region, USA	MW	92.25/38	87.95/1.5	95.75/34	90.2/17	90.75/50	89	66.75/0.99	77.25/26	87.8/53	94.25/41	88.2/56	120	90.4/18	90/53	91.25/50	90/36	79.75/75	139	348
311	(8)	9	Sinead CromieSchade : Mid Atlantic Region, USA	MW	84/0.99	89.6/36	96.5/37	98.4/100	88/34	107	73/26	87.5/56	87.4/43	97/60	82.2/1	125	91.4/30.5	90.5/56	89.5/19	91.5/45	72.25/7	94.5	326.5
400	(11)	10	Kayla Reid Curley Brennan : Cuige Laighean, Eire	MW	94.5/48.5	89.35/30.5	96.33/36	89/3.5	83.5/7.5	74	79.5/45	73.6/1	86.7/35	95.25/47	87.5/45	125	88.9/6	88/43	90.5/36.5	91/39	78.5/47	118.5	317.5
349	(7)	11	Adaire Levine Harney Pender Keady Academy : New England Region, USA	MW	89.5/23.5	91.5/53	89.75/5.5	94.2/45	83/3.5	74	91.5/100	90/100	85/22	96.5/56	80/0.99	178	89.1/7	86.5/33.5	89.75/23	79/0.99	74.25/22.5	52.5	304.5
326	(14)	12	Emily Connor Ferry Academy : Cuige Uladh, Eire	MW	94.5/48.5	89.55/35	97/43	95.2/56	81.25/0.99	126.5	74.5/28	70.3/0.97	79.1/0.97	96/53	85.1/32	60.97	93.2/50	87.75/41	89/15	90.5/38	76.25/35	114	301.47
393	(17)	13	Gianna Scaltz Kavanagh Porter: USA and Ireland	MW	89.25/21.5	89.5/33.5	95.25/32	90.6/22.5	87.25/31	85.5	82/60	78/27	84.1/16	94/39	72.2/0.95	82	93.5/56	86/32	89/15	92/50	78/43	125	292.5
417	(15)	14	Abbie Broughton Lorraine Duggan : Cuige Mumhan, Eire	MW	88/13	89.2/28	96.8/41	91/26.5	90.25/45	95.5	76.5/35	85.5/43	79.5/0.97	89.5/14.5	85.9/38	87.5	93.8/65	83/15	88.5/12.5	93.5/53	74.5/24	92	275
375	(10)	15	Naomi Mary Kelly McConomy-Bradley-Doherty : Cuige Uladh, Eire	MW	94.75/53	85.25/0.96	93.25/23	90.2/17	89.5/39	79	69.25/7.5	87/53	88/60	92.25/31	87/43	127	87.7/1	84.9/26	90.5/36.5	85.25/13	74.8/27	66	272
405	(16)	16	Colleen KennedyCallanan MacLoone O' Meara : Cuige Mumhan, Eire	MW	91.75/36	92/56	97.75/53	90.4/20	88.75/37	126	67.8/1	65.5/0.94	87.9/56	90/17.5	84.8/29	47.5	90.7/23.5	88.5/50	88.25/10.5	91.25/41	75/28	92.5	266
348	(19)	17	Lilly Yoder Onórach Mulhern Geraghty : USA & Ireland	MW	85.5/1	89.8/39	90/7	91.2/28	84.75/16	51	80.5/53	89/75	81/0.99	92/29.5	84/19	101.5	89.5/9	87.7/39	91.75/70	87.25/20.5	74.75/26	85.5	238
397	(12)	18	Tori McLaughlin McConomy-Bradley-Doherty : Cuige Uladh, Eire	MW	91.25/33	87.5/0.99	96.75/39	94.4/47	91/53	119	77.25/37	81.5/33	85.1/23	90.25/19.5	84.3/23	79	93.9/75	80/1	88.5/12.5	86/16	71.5/1	29.5	227.5
390	(13)	19	Lauren Beall Mullane Godley : Mid America Region, USA	R	91.5/34.5	88.4/12	96/35	90/14.5	86.75/28	77	79.75/47	81/32	86.5/34	95.5/50	85.5/35	116	92.8/41	81/4.5	86/0.99	88.25/25	70.75/0.99	30.49	223.49

Oireachtas Rince na Cruinne 2023

Final Result for Competition 32 : Girls 11 - 12

Notes: MW = World Medal winner : R = Recaller : Score = Judges marks : IP = Irish Points (Grid Score) : FTC = Failed To Complete : * All Totals exclude High and Low scores



Card	Position @ recall	Final Place	Name/School	Status	Francis Curfey	Maureen Hegarty-Vogels	Sarah Jayne-MacLavery	Carol Kelly-Pirsztuk	Imelda Keogh	1st Round Total (IP) *	Ellen Boyle-Gibbons	Joseph Manning	P.J. McCafferty	Moirá McMahon	Vicki Paulin	2nd Round total (IP) *	Olive Burns-Crowley	Charmayne Dulleay	Tony Ferguson	Alan Murphy	Fiona Robinson	3rd Round Total (IP) *	TOTAL IP *
				ROUND 1 : Score/IP					ROUND 2 : Score/IP					ROUND 3 : Score/IP									
355	(25)	20	Darcy Sweeney Keegan Academy : North West Region, England	R	81.5/0.97	88.8/22	93/22	90.6/22.5	85.25/19	63	79/41	88/60	70.1/0.94	84/0.99	79/0.98	42.97	93/45	87/35	90.75/40	87.25/20.5	77.75/41	116	221.97
415	(21)	21	Miquella Rohrer Avoca Irish Dance : Western Region, USA	R	93/43	88.35/11	96.66/38	88.2/0.99	87/29.5	78.5	71/19	71.3/0.98	84.2/17	84/0.99	84.6/27	36.99	91.1/29	86.5/33.5	89.75/23	87/19	71.25/1	71	186.49
356	(23)	22	Roisin Dilleen Minogue : Cuige Mumhan, Eire	R	88.5/16.5	88.45/13	90.75/11	92.8/36	83.75/9.5	40.5	75/30	80/31	85.8/28	89/11.5	76/0.97	69.5	91/28	85.8/30.5	90/28	86.5/18	72.3/8.5	74	184
427	(20)	23	Taylor ConnollyBlakey O'Brien : Western Region, Canada	R	92.5/39	89.85/41	89.6/4	89.8/11.5	91.75/65	91.5	71.75/22	75.25/15	78/0.96	88.5/9.5	80.8/0.99	25.49	92.3/38	81.7/11	87.25/1.33	89.5/34	74/21	66	182.99
336	(33)	24	Zoe Blickenstaff McClanahan : Mid America Region, USA	R	81.25/0.97	89.45/32	85.75/0.99	95/53	82.75/1.5	34.49	72.5/24	71.51/0.98	84.6/20	92.6/33	77.3/0.97	44.98	89.8/12.5	87.2/36	89.75/23	87.75/23	78.6/50	82	161.47
305	(35)	25	Neasa McGurnMcNelis Cunningham : Cuige Uladh, Eire	R	83/0.98	88.75/21	89.5/3	89.8/11.5	83.5/7.5	22	76.75/36	74.95/12	80.7/0.99	91.25/26	83.7/16	54	90.6/21.5	84/19.5	89.75/23	90.25/37	78.25/45	81.5	157.5
321	(36)	26	Kealey Taylor Blakey O'Brien : Western Region, Canada	R	75/0.94	89.7/38	68/0.95	92/33	95/100	71.95	70.1/11	66/0.94	75.3/0.95	82/0.98	81.9/1	2.93	93.6/60	88.4/47	89.25/17	85.5/15	73.3/17	81	155.88
343	(27)	27	Phoebe Rose BeglanBeglan Academy : Mid America Region, USA	R	84.5/0.99	85.2/0.96	87/0.99	90.8/24.5	81.5/0.99	2.98	76/33	83.5/38	86.2/32	89.75/16	85.2/33	98	88.5/3	83.5/17.5	90/28	80.5/1	77.5/39	48.5	149.48
379	(30)	28	Gianna Santoro Francis Academy : Mid Atlantic Region, USA	R	90.5/29	88.6/17	68.5/0.95	76.8/0.93	82/1	18.94	72.75/25	68.25/0.95	85.9/29	95/45	83.5/14	68	90.9/26	81.3/7	91.25/50	83.25/9	74.6/25	60	146.94
425	(22)	29	Keely Parker The Michaela Hinds Academy : Eastern Region, Canada	R	89.5/23.5	85.6/0.97	93.6/24	90.4/20	82.75/1.5	45	75.5/31	76.5/24	80.3/0.98	91.75/28	83.9/18	70	87.2/1	85.7/29	85/0.99	89/29.5	70.5/0.99	30.99	145.99
386	(51)	30	Emily Sorenson Celtic Steps : Western Region, USA	R	90.25/28	87.6/0.99	83/0.98	89.2/5.5	90/43	34.49	69.25/7.5	74.5/7.5	74.5/0.95	76.5/0.95	80.5/0.99	9.45	92.9/43	84.7/24	91.75/70	84.75/11	75.3/31.5	98.5	142.44
312	(28)	31	Holly Gilbertson Triggle Academy : Southern Region, USA	R	77/0.95	88.2/7	89.25/2	89.4/7.5	76.5/0.96	9.96	71.25/20	83/37	83.8/13	92/29.5	87.8/47	86.5	91.6/33	84.5/22.5	87.25/1.33	83.5/10	71.6/2.5	35	131.46
381	(31)	32	Lily Rose Conroy Keane Academy : Cuige Mumhan, Eire	R	82.25/0.98	89.95/45	94.75/30	83.8/0.95	84/11.5	42.48	68/1	84/39	84.8/21	85/0.99	83.8/17	39	90.2/16	84.5/22.5	88/7	91.75/47	72.6/11	49.5	130.97
398	(38)	33	Mackenzie Wegner Bellator Academy : Mid America Region, USA	R	89.75/25	87.35/0.99	83/0.98	93/37	76.5/0.96	26.97	65.5/0.98	73.75/1	85.2/24	92.5/32	84.2/21.5	46.5	91.7/34.5	85.5/28	87.25/1.33	82/5	74.25/22.5	55.5	128.97
313	(29)	34	Lucy O'Connor Hession : Cuige Chonnacht, Eire	R	78.25/0.95	89.3/29	94/28	91.4/29.5	76/0.96	57.96	72/23	72.3/0.99	83.1/9	90.5/21.5	77.8/0.97	31.49	92.2/37	80.5/1	89/15	87.5/22	70.3/0.99	38	127.44
337	(41)	35	Clodagh AndersonSylvan Kelly : Cuige Chonnacht, Eire	R	82/0.97	89.05/26	92.5/20	87.2/0.99	81/0.99	21.97	70.8/17.5	76.1/22	81.8/1	87/2.5	84.2/21.5	41.5	91.7/34.5	81.2/6	89.5/19	89.1/31	72.3/8.5	58.5	121.97
409	(37)	36	Sofia Bradley McNelis Cunningham : Cuige Uladh, Eire	R	90/26.5	89.35/30.5	91.33/14	85.8/0.97	87.75/33	71	61.7/0.95	73.1/0.99	77.1/0.96	71/0.94	84.9/30	2.9	91.8/36	70/0.99	90.25/32	80.25/1	73/14	47	120.9
352	(52)	37	Ava Perry Baffa Academy : Southern Region, USA	R	74.5/0.94	84.65/0.95	85.25/0.99	89.6/9.5	79.5/0.98	2.91	76.25/34	75/13	82/2	90/17.5	83/8	38.5	90.9/26	84.3/21	90.25/32	81.75/3.5	76.75/36	79	120.41
357	(55)	38	Molly Fitzgibbon Ferry Academy : Cuige Uladh, Eire	R	81.75/0.97	86.9/0.98	94.25/29	91.6/31	78.75/0.97	30.95	65.25/0.98	74/2	77/0.96	93/35	79.5/0.99	3.96	90.7/23.5	88.2/45	90/28	86.25/17	75.5/33	84.5	119.42

Oireachtas Rince na Cruinne 2023

Final Result for Competition 32 : Girls 11 - 12

Notes: MW = World Medal winner : R = Recaller : Score = Judges marks : IP = Irish Points (Grid Score) : FTC = Failed To Complete : * All Totals exclude High and Low scores




Card	Position @ recall	Final Place	Name/School	Status	ROUND 1 : Score/IP					ROUND 2 : Score/IP					ROUND 3 : Score/IP					1st Round Total (IP) *	2nd Round total (IP) *	3rd Round Total (IP) *	TOTAL IP *
					Francis Curfey	Maureen Hegarty-Vogels	Sarah Jayne-MacLavery	Carol Kelly-Pirsztuk	Imelda Keogh	Ellen Boyle-Gibbons	Joseph Manning	P.J. McCafferty	Moirá McMahon	Vicki Paulin	Olive Burns-Crowley	Charmayne Dulleey	Tony Ferguson	Alan Murphy	Fiona Robinson				
384	(40)	39	Delaney Devine Onórach Mulhern Geraghty : USA & Ireland	R	91/31.5	88.25/8.5	88.25/1	84.8/0.96	79.75/0.98	10.48	67.75/0.99	77/25	87.7/50	85.5/0.99	85/31	56.99	86.9/0.99	87.3/37	90.25/32	81.75/3.5	73.1/15	50.5	117.97
332	(47)	40	Kayla Rose O Riordan The John Lonergan Academy : Cuige Mumhan, Eire	R	83.75/0.99	89.5/33.5	85.5/0.99	92.6/35	84/11.5	45.99	64.1/0.97	75.8/20	81.4/1	79.5/0.97	79.6/0.99	2.95	89.9/14	81/4.5	89.75/23	88.75/28	75.25/30	65	113.94
419	(24)	41	Eimear CullenScoil Rince Clann McCaul : Cuige Uladh, Eire	R	95.25/60	88.95/24	97.33/47	91.4/29.5	77.75/0.97	100.5	66.3/0.98	69.8/0.96	81.9/1	87.25/4	85.8/37	5.98	87/1	71/0.99	85/0.99	77/0.99	70.25/0.99	2.97	109.46
318	(50)	42	Alannah O Dwyer Lorraine Duggan : Cuige Mumhan, Eire	R	78.5/0.95	88.5/14.5	93.75/26	94.8/50	75.25/0.95	41.45	60.1/0.94	69.1/0.96	80.4/0.98	80.5/0.97	73.6/0.96	2.89	90.5/19.5	83.5/17.5	89.85/26	91.3/43	71.3/1	63	107.34
411	(26)	43	Aoibhin Bellew Siobhan McDonnell : Cuige Chonnacht, Eire	R	88.5/16.5	86.7/0.98	93.8/27	88.8/1.5	89.75/41	45	69.2/6	74.8/11	86.3/33	93.25/36	83.6/15	59	85/0.99	69/0.99	86.25/1	88.5/27	70/0.99	2.98	106.98
423	(32)	44	Gabrielle Brown McGrath Morgan Academy : Southern Region, USA	R	89.25/21.5	87.65/0.99	84/0.98	83.8/0.95	83.75/9.5	11.48	71.5/21	78.25/28	83.4/10	92.75/34	84.1/20	69	86/0.99	82.5/13	87/1	85/12	72.75/12	25	105.47
327	(44)	45	Erin Williams The Michaela Hinds Academy : Eastern Region, Canada	R	85.25/1	87.8/1	95.5/33	90.4/20	80/0.98	21.99	67.1/0.99	75.6/18	80.5/0.98	89.25/13	84.4/24	31.99	90.9/26	81.5/8.5	85/0.99	89.25/32.5	72.8/13	47.5	101.48
350	(48)	46	Pippa Chevalier DeNogla Academy : Mid Atlantic Region, USA	R	83/0.98	88.65/18	90.5/10	90/14.5	86/23.5	42.5	70.75/16	73/0.99	70/0.94	78/0.96	74/0.96	2.91	91.4/30.5	80.3/1	91.25/50	82.75/7	73.5/18	55.5	100.91
383	(42)	47	Delaney Guy Murray Academy : New England Region, USA	R	86.25/3.5	87.3/0.99	86.25/0.94	86.2/0.98	80.25/0.98	2.95	70.25/13	86/47	87.5/45	80.5/0.97	79.2/0.98	58.98	88.6/4	85.8/30.5	90.5/36.5	81.5/2	71.55/1	36.5	98.43
371	(46)	48	Amy Boland Callanan MacLoone O' Meara : Cuige Mumhan, Eire	R	82/0.97	89.65/37	77/0.96	93.4/39	83/3.5	41.47	68.75/3	74.25/4	86/30	82/0.98	81.5/1	8	86.6/0.99	84/19.5	90.5/36.5	77.5/0.99	73.6/19	39.49	88.96
362	(45)	49	Evie Rose O'Connor Bailey Scariff Academy : Cuige Chonnacht, Eire	R	88.75/18	88.05/4.5	91/12	90.2/17	86.25/25	47	67.5/0.99	69/0.96	71.5/0.94	83/0.98	79.8/0.99	2.93	89.6/10.5	82.9/14	88/7	89/29.5	71.6/2.5	31.5	81.43
378	(34)	50	Keira O'Reilly Sharon Taylor : Scotland	R	88.25/15	87.75/1	86.25/0.99	89.2/5.5	85/17.5	21.5	74.25/27	70.25/0.97	87/37	91.5/27	72.5/0.95	54.97	87/1	79/1	88/7	81.25/1	70.3/0.99	2.99	79.46
395	(39)	51	Kailani Loughran Hennigan Irish Dance : Southern Region, England	R	86.25/3.5	88.05/4.5	87.25/0.99	87.6/0.99	80/0.98	5.48	78.75/39	71.75/0.98	87.3/41	86.5/1	84.5/25.5	65.5	88.4/2	75/1	87.5/3.5	78/0.99	73.25/16	6.5	77.48
358	(59)	52	Samantha KrierBeglan Academy : Mid America Region, USA	R	84.25/0.99	86.1/0.97	92.75/21	89/3.5	79.25/0.98	5.47	68.5/2	82/34	75.7/0.95	90.5/21.5	82/1	24.5	89.8/12.5	84.8/25	91.5/58	79/0.99	72.1/6	43.5	73.47
369	(57)	53	Leila Cooney Ni Chearra-O'Baolain : Cuige Uladh, Eire	R	84.75/1	87.05/0.98	95/31	88.6/1	80.75/0.99	2.98	70.5/15	73.25/1	84.5/19	89.5/14.5	76.5/0.97	30.5	88/1	80.8/2	91/44	81/1	75.3/31.5	34.5	67.98
389	(53)	54	Anna Jordan Carroll : Cuige Uladh, Eire	R	82.25/0.98	87.4/0.99	85.75/0.99	83.2/0.95	76/0.96	2.92	75.75/32	75.5/17	84.3/18	75/0.95	78.3/0.98	35.98	90.3/17	77/1	88/7	88/24	72/5	29	67.9
402	(62)	55	Keira Milligan Kelly Hendry : North East Region, England	R	87.5/10	86.35/0.98	88/1	86.8/0.98	74.75/0.95	2.96	68.2/1	74.75/10	79/0.97	89/11.5	86.5/41	22.5	90.6/21.5	73/0.99	88/7	83/8	75.75/34	36.5	61.95
413	(43)	56	Ellen Leavens McGahan Lees : Southern Region, England	R	91.5/34.5	85.4/0.97	90.33/9	84/0.95	91.5/60	44.47	63.5/0.96	72.1/0.98	87.6/47	81/0.98	83.3/12	13.96	84/0.99	67/0.99	85/0.99	80/1	73.75/20	2.98	61.4
376	(54)	57	Honor Sky Conlon Deborah Whelan : Southern Region, England	R	92/37	86.15/0.98	91.75/16	86.6/0.98	84.25/13	29.98	68.85/4	72.25/0.99	84/15	82.75/0.98	78.8/0.98	5.97	88.7/5	80.9/3	87.5/3.5	85.3/14	75.1/29	22.5	58.45

Oireachtas Rince na Cruinne 2023

Final Result for Competition 32 : Girls 11 - 12


Notes: MW = World Medal winner : R = Recaller : Score = Judges marks : IP = Irish Points (Grid Score) : FTC = Failed To Complete : * All Totals exclude High and Low scores

			Francis Curfey	Maureen Hegarty-Vogels	Sarah Jayne-MacLavery	Carol Kelly-Pirsztuk	Imelda Keogh	1st Round Total (IP) *	Ellen Boyle-Gibbons	Joseph Manning	P.J. McCafferty	Moirá McMahon	Vicki Paulin	2nd Round total (IP) *	Olive Burns-Crowley	Charmayne Dulleey	Tony Ferguson	Alan Murphy	Fiona Robinson	3rd Round Total (IP) *	TOTAL IP *		
Card	Position @ recall	Final Place	Name/School	Status	ROUND 1 : Score/IP					ROUND 2 : Score/IP					ROUND 3 : Score/IP								
426	(56)	58	Aoife Dalziel Kelly Hendry : North East Region, England	R	92.75/41	88.7/19.5	89.75/5.5	87.6/0.99	83.25/5.5	30.5	68.4/1	73.8/1	78.9/0.97	84.5/0.99	84.7/28	2.99	89.6/10.5	81.5/8.5	86/0.99	82.5/6	72.5/10	24.5	57.99
308	(60)	59	Olivia McKeogh Keane Academy : Cuige Mumhan, Eire	R	80/0.96	88.9/23	88.5/1	91.8/32	77/0.96	24.96	65.8/0.98	74.5/7.5	79.8/0.98	82.75/0.98	78/0.98	2.94	87.7/1	81.6/10	88.25/10.5	89.75/35	71.75/4	24.5	52.4
421	(49)	60	Nola Steffenhagen Bellator Academy : Mid America Region, USA	R	85.5/1	86.85/0.98	81.25/0.97	88/0.99	86.5/26.5	2.97	63/0.96	79/30	86.1/31	85.5/0.99	83.2/10.5	41.49	0/0	0/0	0/0	0/0	0/0	0	44.47
363	(61)	61	Molly O Reilly Cabe Academy : Cuige Laighean, Eire	R	82.75/0.98	88.55/16	82.75/0.98	87.4/0.99	75.75/0.95	2.95	79.25/43	76/21	67/0.93	86/1	73.5/0.95	22.95	89.4/8	83.2/16	86.5/1	80.75/1	71.1/1	10	35.89
323	(58)	62	Frances DeYulia McDade-Cara : Mid Atlantic Region, USA	R	90/26.5	87.2/0.99	78/0.96	91/26.5	77.75/0.97	28.45	62.3/0.96	71.01/0.98	77.9/0.96	91/24.5	77.4/0.97	2.91	84.4/0.99	68/0.99	85/0.99	79.5/0.99	71/1	2.98	34.33
410	(63)	63	Katelyn Moynes Penk-O'Donnell : Western Region, Canada		79.75/0.96	87.1/0.99	71/0.95	87.4/0.99	85.5/20.5	2.93	70.2/12	73.3/1	81.3/1	88/7.5	85.7/36	20.5							23.43
339	(64)	64	Millie Valenti Mulvihill-Lynch : Mid Atlantic Region, USA		80.5/0.96	88.3/10	80/0.97	88.8/1.5	74.75/0.95	3.43	64.2/0.97	68.6/0.96	83.7/12	90.75/23	82.6/4	16.97							20.39
310	(65)	65	Tenley Mahoney Onórach Mulhern Geraghty : USA & Ireland		78/0.95	86/0.97	82/0.98	87.8/0.99	74/0.95	2.9	70.8/17.5	70.1/0.97	83.9/14	79.5/0.97	82.4/2	16.97							19.87
334	(66)	66	Hayden Condon Harney Pender Keady Academy : New England Region, USA		88/13	89.15/27	75.5/0.96	88.4/1	82/1	14.99	67.8/1	74.49/6	81.7/1	79/0.97	76.7/0.97	2.96							17.95
306	(67)	67	Maisie Stewart Michael Patrick Gallagher : Western Region, USA		85/1	84.9/0.96	72/0.95	83.4/0.95	73/0.94	2.86	67.6/0.99	75.1/14	78.1/0.96	86.5/1	83.4/13	14.99							17.85
385	(68)	68	Jasmine Hignett AMDC : North East Region, England		88/13	82.4/0.93	68/0.95	81.4/0.94	84.5/14.5	14.89	64.75/0.97	63/0.94	80.1/0.98	74/0.95	70.5/0.94	2.86							17.75
329	(69)	69	Ella Orłowski Kinsella : Mid America Region, USA		89/19.5	88.1/6	81.5/0.97	88/0.99	79.75/0.98	7.97	65.3/0.98	75.3/16	80.7/0.99	75.5/0.95	82.7/5	6.96							14.94
353	(70)	70	Alaina Hawkins Clan Rince : Western Region, USA		72.25/0.93	84.7/0.95	73/0.95	88.2/0.99	71.5/0.93	2.84	70/10	71/0.97	76/0.95	91/24.5	72/0.94	11.93							14.77
412	(71)	71	Eden McCague The Carson Academy : Cuige Laighean, Eire		87/7.5	86.25/0.98	93.66/25	87/0.98	82.5/1	9.48	67.2/0.99	74.1/3	80.6/0.99	85/0.99	85.3/34	4.98							14.46
316	(72)	72	Ellen Grant Doherty Petri : USA and Ireland		83.5/0.99	88.5/14.5	81/0.97	86.4/0.98	77.25/0.96	2.93	62.1/0.96	74.74/9	80.7/0.99	81.5/0.98	83.1/9	10.97							13.9
382	(73)	73	Freya Mullarkey Marie Connell : Midlands Region, England/Wales		83.25/0.98	88.25/8.5	92.25/18.5	80.6/0.94	81/0.99	10.47	64.5/0.97	70.75/0.97	83.5/11	73.5/0.95	73.3/0.95	2.89							13.37
361	(74)	74	Ava Dineen The Irish Dance Academy : Southern Region, England		87/7.5	85.85/0.97	91.25/13	84/0.95	80.25/0.98	9.46	67/0.99	70/0.97	63/0.93	79/0.97	68.5/0.93	2.86							12.32
387	(75)	75	Mackenzie Strode Hughes-Farrelly : Mid America Region, USA		81.5/0.97	85.05/0.96	73.5/0.96	89.4/7.5	86.5/26.5	9.43	61.25/0.95	72.5/0.99	76.5/0.96	72.5/0.94	77.7/0.97	2.88							12.3

Oireachtas Rince na Cruinne 2023

Final Result for Competition 32 : Girls 11 - 12


Notes: MW = World Medal winner : R = Recaller : Score = Judges marks : IP = Irish Points (Grid Score) : FTC = Failed To Complete : * All Totals exclude High and Low scores

			Francis Curfey	Maureen Hegarty-Vogels	Sarah Jayne-MacLavery	Carol Kelly-Pirsztuk	Imelda Keogh	1st Round Total (IP) *	Ellen Boyle-Gibbons	Joseph Manning	P.J. McCafferty	Moirá McMahon	Vicki Paulin	2nd Round total (IP) *	Olive Burns-Crowley	Charmayne Dullea	Tony Ferguson	Alan Murphy	Fiona Robinson	3rd Round Total (IP) *	TOTAL IP *	
Card	Position @ recall	Final Place	Name/School	Status	ROUND 1 : Score/IP					ROUND 2 : Score/IP					ROUND 3 : Score/IP							
360	(76)	76	Paisley Gibbons Watt : Western Region, Canada		85.75/1	87.9/1	92/17	88.6/1	83.25/5.5	7.5	69.5/9	70.5/0.97	64/0.93	87/2.5	69.5/0.93	4.4						11.9
406	(77)	77	Nora Reilly MacConaonaighDoherty Petri : USA and Ireland		87.75/11	84.3/0.94	81/0.97	85.4/0.97	78.5/0.97	2.91	61.75/0.95	75.75/19	82.9/7	81.5/0.98	74.2/0.96	8.94						11.85
401	(78)	78	Leila Frederick McGrath Morgan Academy : Southern Region, USA		80/0.96	85.5/0.97	79/0.96	90.8/24.5	80.5/0.99	2.92	66/0.98	70.1/0.97	82.7/6	88.5/9.5	72.3/0.95	7.95						10.86
422	(79)	79	Eliza Belle JoseDoherty Petri : USA and Ireland		80.25/0.96	84.6/0.95	84.5/0.98	85.2/0.97	75.5/0.95	2.88	64.6/0.97	67.1/0.95	79.6/0.97	87.5/5.5	82.8/6	7.44						10.32
377	(80)	80	Madeleine O'Keefe Corda Mor : Mid America Region, USA		86.5/5	87.45/0.99	86/0.99	85.6/0.97	85.5/20.5	6.98	67.75/0.99	67.5/0.95	85.5/26	84.5/0.99	77.5/0.97	2.96						9.93
416	(81)	81	Ava Redmond The Duffy Travis King Academy : North West Region, England		84.5/0.99	85.45/0.97	79/0.96	84.2/0.96	89.25/38	2.92	66.25/0.98	74.3/5	87.1/38	80.25/0.97	78.6/0.98	6.96						9.88
399	(82)	82	Ella Cortney Wick : Western Region, USA		81.25/0.97	84.55/0.95	84.75/0.98	85/0.96	81.5/0.99	2.92	64.25/0.97	68.75/0.96	82.5/5	87.5/5.5	78.9/0.98	6.95						9.87
345	(83)	83	Katie DugganDoherty Petri : USA and Ireland		82.25/0.98	88/3	90.25/8	84.4/0.96	78.25/0.97	4.95	59.25/0.94	68.8/0.96	85.4/25	76/0.95	75.5/0.96	2.87						7.82
342	(84)	84	Mary-Kate Murphy The Irish Dance Academy : Southern Region, England		86/2	87.85/1	80.5/0.97	85.2/0.97	84.5/14.5	3.97	62.5/0.96	69.9/0.96	75.7/0.95	78.5/0.96	84.5/25.5	2.88						6.85
414	(85)	85	Shannon Clark Harney Pender Keady Academy : New England Region, USA		83.75/0.99	87.95/1.5	87.75/1	88.4/1	79/0.97	2.98	66.6/0.98	72.6/0.99	80.4/0.98	83.5/0.99	74.8/0.96	2.95						5.93
424	(86)	86	Emmy Kemper Meghan Torno School : Mid America Region, USA		91/31.5	85.5/0.97	86.5/0.99	87.2/0.99	79.5/0.98	2.95	64.9/0.97	71.6/0.98	79.9/0.98	83/0.98	82.9/7	2.94						5.9
333	(87)	87	Olivia Harvey Connolly : New Zealand		80.25/0.96	84.5/0.95	81.75/0.98	86.8/0.98	85/17.5	2.92	67.2/0.99	72.49/0.99	82.2/3	78/0.96	79.3/0.99	2.96						5.88
368	(88)	88	Cate O'Brien Harney Pender Keady Academy : New England Region, USA		82.5/0.98	86.95/0.98	66/0.94	82.8/0.95	85.75/22	2.91	60.75/0.94	71.5/0.98	83/8	81/0.98	81/1	2.95						5.86
392	(89)	89	McKinley Pomeroy Watt : Western Region, Canada		81/0.97	85.35/0.97	86.75/0.99	89.6/9.5	73.75/0.94	2.92	60.25/0.94	71.25/0.98	80.9/0.99	77.5/0.96	86/39	2.92						5.85
317	(90)	90(T)	Deirdre CollinsMcGing : Mid America Region, USA		81/0.97	86.4/0.98	89/1	85.4/0.97	77.5/0.97	2.91	60.25/0.94	76.25/23	79.3/0.97	78.5/0.96	82.1/1	2.93						5.84
325	(91)	90(T)	Lillian Millstein Teelin School : Southern Region, USA		83.25/0.98	85/0.96	75/0.96	92.2/34	78.5/0.97	2.91	60.75/0.94	65/0.94	81.1/0.99	86.25/1	79.9/0.99	2.93						5.84
346	(92)	90(T)	Caoimhe Hand Joanne Kavanagh Academy : Cuige Laighean, Eire		79/0.95	88.7/19.5	87.5/1	84.6/0.96	80.5/0.99	2.94	69/5	72/0.98	73/0.95	80/0.97	70/0.94	2.9						5.84
322	(94)	93(T)	Sienna Wong Meghan Torno School : Mid America Region, USA		73/0.93	84.8/0.95	85/0.98	85/0.96	79/0.97	2.89	60/0.94	73.01/0.99	79.2/0.97	80/0.97	83.2/10.5	2.93						5.83

Oireachtas Rince na Cruinne 2023

Final Result for Competition 32 : Girls 11 - 12


Notes: MW = World Medal winner : R = Recaller : Score = Judges marks : IP = Irish Points (Grid Score) : FTC = Failed To Complete : * All Totals exclude High and Low scores

		Francis Curfey	Maureen Hegarty-Vogels	Sarah Jayne-MacLavery	Carol Kelly-Pirsztuk	Imelda Keogh	1st Round Total (IP) *	Ellen Boyle-Gibbons	Joseph Manning	P.J. McCafferty	Moirá McMahon	Vicki Paulin	2nd Round total (IP) *	Olive Burns-Crowley	Charmayne Dullea	Tony Ferguson	Alan Murphy	Fiona Robinson	3rd Round Total (IP) *	TOTAL IP *	
Card	Position @ recall	Final Place	Name/School	Status	ROUND 1 : Score/IP					ROUND 2 : Score/IP					ROUND 3 : Score/IP						
341	(93)	93(T)	Ella McFarlandCasey O'Loughlin : Western Region, Canada		82.5/0.98	83/0.94	80.25/0.97	84.8/0.96	82.25/1	2.91	70.4/14	71.8/0.98	78.7/0.97	77.5/0.96	77.9/0.98	2.92					5.83
374	(95)	95	Maeve Rotter Doherty Petri : USA and Ireland		77.75/0.95	85.15/0.96	81.25/0.97	85.8/0.97	78/0.97	2.9	62.25/0.96	66.5/0.95	80.8/0.99	83.5/0.99	78.5/0.98	2.92					5.82
372	(96)	96(T)	Avery Neely The Academy : Mid America and Western Australia		79.25/0.95	84.05/0.94	69.5/0.95	84.6/0.96	73.25/0.94	2.85	65/0.97	72.75/0.99	74/0.95	88/7.5	79.7/0.99	2.95					5.8
391	(97)	96(T)	Emily Hayer DeNogla Academy : Mid Atlantic Region, USA		86.75/6	87.55/0.99	80.75/0.97	85.6/0.97	77/0.96	2.93	62/0.95	67.75/0.95	80.2/0.98	78.5/0.96	71.7/0.94	2.87					5.8
314	(101)	98(T)	Lara LodgeJoanne Kavanagh Academy : Cuige Laighean, Eire		76/0.94	87/0.98	91.5/15	83/0.95	78/0.97	2.9	61.2/0.95	78.5/29	79.7/0.98	79/0.97	72.6/0.95	2.89					5.79
330	(102)	98(T)	Ella Carpenter The Academy : Mid America and Western Australia		75.5/0.94	89/25	82.5/0.98	86.6/0.98	73.5/0.94	2.9	64.8/0.97	72.9/0.99	77.6/0.96	77/0.95	72.9/0.95	2.89					5.79
370	(100)	98(T)	Abigail Friedel Wick : Western Region, USA		79.75/0.96	87.7/1	65/0.94	81.2/0.94	81.75/0.99	2.89	64/0.97	68.5/0.95	80.5/0.98	79.5/0.97	77/0.97	2.9					5.79
408	(99)	98(T)	Cara White Hunt : Southern Region, USA		80.5/0.96	84.7/0.95	74/0.96	82.6/0.94	81.75/0.99	2.87	65.75/0.98	63.5/0.94	80/0.98	86/1	77.2/0.97	2.93					5.79
420	(98)	98(T)	Scarlett AnstineThe Academy : Mid America and Western Australia		80.75/0.96	85.65/0.97	81.3/0.97	83.2/0.95	86/23.5	2.91	61.4/0.95	70.6/0.97	81.2/0.99	78/0.96	73.8/0.96	2.89					5.79
367	(103)	103	Kate Doherty McGrath Morgan Academy : Southern Region, USA		83.5/0.99	85.05/0.96	63.5/0.94	84.2/0.96	82.5/1	2.9	59/0.93	69.5/0.96	82.3/4	72/0.94	73.2/0.95	2.86					5.76
407	(104)	104	Faye Conway Trinity Studio : Western Australia		78.75/0.95	84.75/0.95	76/0.96	86.4/0.98	76.25/0.96	2.87	63.75/0.96	66.75/0.95	72.5/0.94	80/0.97	75.2/0.96	2.87					5.74
373	(105)	105	Niamh Chaulk Casey O'Loughlin : Western Region, Canada		87.25/9	84.45/0.94	79.5/0.96	87/0.98	73.75/0.94	2.89	61/0.95	69.25/0.96	71/0.94	77/0.95	71.5/0.94	2.84					5.73
338	(106)	106	Ella Rose Cronan Cleary : Western Region, USA		76.25/0.94	85.3/0.96	63/0.94	84.4/0.96	74.25/0.95	2.85	58.25/0.93	70.8/0.97	78.8/0.97	70.5/0.94	78.1/0.98	2.88					5.72
365	(107)	107	Muziki Tanaka Fegan Academy : Cuige Laighean, Eire		79.5/0.96	85.1/0.96	92.25/18.5	83.6/0.95	76.75/0.96	2.88	60/0.94	68/0.95	70.9/0.94	71/0.94	74.5/0.96	2.83					5.71
396	(108)	108	Ella SpizzirriGoggin-Carroll : Eastern Region, Canada		84/0.99	84.35/0.94	62/0.93	86/0.97	71.75/0.94	2.85	67.75/0.99	61.5/0.94	77.5/0.96	70.5/0.94	71.4/0.94	2.84					5.69
403	(109)	109	Caoimhe Mairead Coccozza Sharon Taylor : Scotland		81.75/0.97	84.1/0.94	67/0.95	82.4/0.94	73/0.94	2.83	63.25/0.96	69.75/0.96	75.5/0.95	70/0.94	71.8/0.94	2.86					5.68
340	(110)	110(T)	Ava McGee Burke Connolly Academy : Southern Region, USA		75.75/0.94	84.85/0.95	62.25/0.94	77.8/0.93	72.25/0.94	2.81	62.8/0.96	60/0.94	76.1/0.96	74.5/0.95	74.4/0.96	2.86					5.67
380	(111)	110(T)	Evelyne LeBlanc-Nadeau Sue Fay Healy : Eastern Region, Canada		77.25/0.95	85.2/0.96	67/0.95	79.6/0.94	70.5/0.93	2.83	60.5/0.94	67/0.95	81.5/1	73/0.95	72.8/0.95	2.84					5.67

Oireachtas Rince na Cruinne 2023

Final Result for Competition 32 : Girls 11 - 12

Notes: MW = World Medal winner : R = Recaller : Score = Judges marks : IP = Irish Points (Grid Score) : FTC = Failed To Complete : * All Totals exclude High and Low scores

																						
			Francis Curfey	Maureen Hegarty-Vogels	Sarah Jayne-MacLavery	Carol Kelly-Prisztuk	Imelda Keogh	1st Round Total (IP) *	Ellen Boyle-Gibbons	Joseph Manning	P.J. McCafferty	Moirá McMahon	Vicki Paulin	2nd Round total (IP) *	Olive Burns-Crowley	Charmayne Dullea	Tony Ferguson	Alan Murphy	Fiona Robinson	3rd Round Total (IP) *	TOTAL IP *	
Card	Position @ recall	Final Place	Name/School	Status	ROUND 1 : Score/IP					ROUND 2 : Score/IP					ROUND 3 : Score/IP							
351	(112)	112	Taryn Boudewyns Wilson-Bryson-Dennis School : Eastern Region, Canada		75/0.94	82/0.93	63.25/0.94	79.2/0.94	75.5/0.95	2.81	66.5/0.98	62/0.94	75/0.95	76/0.95	73/0.95	2.85						5.66
320	(115)	113(T)	Eilis Challoner Michael Patrick Gallagher : Western Region, USA		72/0.93	83.1/0.94	62/0.93	86/0.97	72.5/0.94	2.81	63.8/0.96	62.5/0.94	78/0.96	69/0.93	70.8/0.94	2.84						5.65
354	(116)	113(T)	Caoimhe Leach Caroline Greene School : Scotland		76.75/0.94	84.3/0.94	64.5/0.94	86.2/0.98	76.25/0.96	2.84	56.25/0.93	58/0.93	72/0.94	69/0.93	71/0.94	2.8						5.65
364	(114)	113(T)	Lindsay McElmoyl Inishfree : Mid Atlantic Region, USA		80.75/0.96	84.6/0.95	66/0.94	81.6/0.94	75/0.95	2.84	58.5/0.93	61/0.94	70.2/0.94	69.5/0.93	79.4/0.99	2.81						5.65
404	(113)	113(T)	Alyssa Prele McQuade : Scotland		77.5/0.95	81.55/0.93	70.5/0.95	80/0.94	71.25/0.93	2.82	62.05/0.95	67.25/0.95	73/0.95	69.5/0.93	71.2/0.94	2.83						5.65
347	(117)	117	Ava Horsfall Stokes-Collins : North East Region, England		76.5/0.94	82.15/0.93	64/0.94	78.8/0.94	74.5/0.95	2.82	61.5/0.95	55/0.93	65/0.93	70/0.94	75/0.96	2.82						5.64
331	(118)	118	Molly McIntyreO'Hehir School : North East Region, England		74/0.93	83.25/0.94	60.5/0.93	76.4/0.93	72/0.94	2.8	61.3/0.95	57.5/0.93	70.5/0.94	70/0.94	69.8/0.93	2.81						5.61
359	(119)	119	Desire Speer O'Kelly Academy : Austria	Aisling	74.25/0.93	83.2/0.94	61.5/0.93	78/0.93	71/0.93	2.8	59.75/0.94	59/0.93	60/0.93	69/0.93	69/0.93	2.8						5.6
328	(120)	120	Caoliann Thomson Harrison : Scotland		75.25/0.94	81.9/0.93	60/0.93	75.8/0.93	70/0.93	2.79	57.25/0.93	57/0.93	69/0.94	69/0.93	68/0.93	2.79						5.58

Thank you for choosing www.feisresults.com