



Oireachtas Rince na Cruinne 2022

Final Result for Competition 30 : Girls 13 - 14



Notes: MW = World Medal winner : R = Recaller : Score = Judges marks : IP = Irish Points (Grid Score) : FTC = Failed To Complete : * All Totals exclude High and Low scores

						Ann Ash	Melissa Convery-Masterson	Michael Donnellan	Stephen McAteer	Lisa Waites	1st Round Total (IP) *	Lisa Delaney	Bill Maple	Kathleen Murray	Marnie O'Callaghan-Maple	James A.M. Smith	2nd Round total (IP) *	Anne Blair	Bernie Curley	Noelle Curran	Patricia Kennedy	Angela McDonagh	3rd Round Total (IP) *	TOTAL IP *
Card	Position @ recall	Final Place	Name/School	Status	ROUND 1 : Score/IP					ROUND 2 : Score/IP					ROUND 3 : Score/IP									
248	(2)	1	Mya Toal-Allen Doherty Petri : USA and Ireland	MW	94.5/60	94/75	87/75	93.5/100	95/100	250	83.5/54.5	95/100	99/75	86.1/27	90/48.5	178	88.75/75	95/100	97/100	93/100	97/75	275	703	
210	(1)	2	Bláithin Mohan Scoil Rince Clann McCaul : Cuige Uladh, Eire	MW	95/87.5	94.5/100	86/65	85/37	93/65	217.5	87/100	94/75	99.5/100	89.8/65	87/38.75	240	83.25/32	94.5/75	95/65	92/75	97.25/100	215	672.5	
132	(6)	3	Sheenagh McMorrow McMorrow : Cuige Chonnacht, Eire	MW	94/56	92/56	76.5/20	82.5/31	94/75	143	80/31	75.25/15	98.75/65	85.1/22	87/38.75	91.75	87/50	94/65	96/75	82/13	96.75/65	180	414.75	
280	(3)	4	Niamh Fox Doherty Petri : USA and Ireland	MW	94.75/65	91/50	85/60	79.5/21	88.7/28	138	78.75/24	87/65	97/42	90.5/100	92/75	182	86/47	87.25/23	89.7/16	80/5	93.5/30.5	69.5	389.5	
205	(4)	5	Emma Cronin Kiely-Walsh Academy : Cuige Mumhan, Eire	MW	92.5/47	90.75/47	80.65/37	91.75/60	90.75/40	134	86/75	82/39	96.25/35.5	89.5/60	88/43	142	81.8/21	87.5/24.5	89.95/21	90.5/60	95/42	87.5	363.5	
113	(5)	6	Ceili Skelly Doherty Petri : USA and Ireland	MW	89/21	92.5/65	88/100	88/39	90/37.5	141.5	74.75/6	86.5/60	98.25/56	85.6/25	86.75/35.5	116.5	83/30	89.5/33	91.5/34	87/33.5	95.5/47	100.5	358.5	
122	(14)	7	Nicole O'Connor Hession : Cuige Chonnacht, Eire	MW	84.25/0.99	86.25/24.5	84.5/56	91/53	85/11.5	89	79.5/26	72/0.98	91/19	88.5/43	81.75/13.5	58.5	88/60	93.5/60	94/60	90/56	95.75/51.5	176	323.5	
177	(7)	8	Jessica Davidson Doherty Petri : USA and Ireland	MW	95/87.5	88.75/39	82.5/53	92.5/75	86.25/20.5	167	82/48.5	77/24.5	76/0.97	84.9/19.5	77/0.97	44.97	81.25/17	89.25/32	90.5/27	89.75/53	94.1/35	94	305.97	
130	(8)	9	Claire Harrington Brady Academy : New England Region, USA	MW	83.75/0.98	91.75/53	79/31.5	77/2	92/56	86.5	80.25/35	81.5/38	97.75/51.5	87.8/36	80/3	109	83.5/34	93.25/56	93.5/53	83.5/18	91.75/15	105	300.5	
201	(12)	10	Natalie Raff Hooley School : Mid Atlantic Region, USA	MW	84/0.98	88/35.5	80.35/34	77/2	88/25.5	61.5	80/31	78.5/31	96.75/38.5	81.5/2	86/32.5	94.5	84.75/39	91/42	91.6/35	77.5/1	95.1/45	116	272	
193	(13)	11	Sara Decrisco Triggle Academy : Southern Region, USA	MW	90.5/33	87.75/34	81.75/43	92/65	88.75/29.5	110	71/0.99	85/53	93/23	84.5/17	78.25/0.99	40.99	85.25/45	91.25/45	91.25/32	88.75/43	93.5/30.5	120	270.99	
121	(9)	12	Emily McEntire Cabe Academy : Cuige Laighean, Eire	MW	83.5/0.98	86/20	78/28.5	81/26.5	87/22.5	69	81.75/45	74.75/8.5	96/33.5	90/75	87/38.75	117.25	80.5/10	90/35.5	90/22	85.25/25	93.25/29	76	262.25	
186	(11)	13	Josephine Mallen Kelly Hendry : North East Region, England	MW	83.5/0.98	85/7	82.25/47	84/35	88.75/29.5	71.5	81/38	81/36	94.25/28	87/32	79/0.99	96	81.1/15.5	90.25/37	91.8/37	88.5/41	92/16.5	90.5	258	
156	(10)	14	Sienna shehill Celtic Hearts : Southern Region, England	MW	90/29.5	90/44	80.85/38.5	87.5/38	92.25/60	120.5	73.25/1	75.25/15	96.5/37	80.4/0.99	86.5/34	50	82.5/26	88.25/29	88.9/7	86.5/30.5	95/42	85.5	256	
191	(22)	15	Heidi Hawkes Kidd : Midlands Region, England/Wales	MW	89.25/23.5	88.5/38	78/28.5	76.5/1	91.5/51.5	90	76.5/17.5	74.5/4	87/1	80.5/0.99	84/26.5	22.5	89/100	85.25/15	93.75/56	84.25/21	96.25/60	137	249.5	
188	(19)	16	Siofra Brady Hession : Cuige Chonnacht, Eire	MW	84.75/0.99	88.25/37	79/31.5	74.5/0.98	89.25/33	65.49	77/20	84/47	96/33.5	75.5/0.97	76/0.96	54.47	81.6/19	91.75/50	91.75/36	89.25/47	93.1/28	111	230.96	
134	(15)	17	Shannon Moran Onórach Mulhern Geraghty : USA & Ireland	MW	84.75/0.99	86.25/24.5	79.5/33	84.25/36	78.5/0.98	58.49	70.5/0.99	77.25/27	97.5/46	76.5/0.97	88.5/45	72.99	80.6/11	91.5/47	92.3/41	80.25/6	96/56	99	230.47	
155	(38)	18	Molly Heaney McConomy-Bradley-Doherty : Cuige Uladh, Eire	MW	87.25/7	79/0.96	73.75/0.99	79.5/21	91/44	28.99	72/0.99	76.25/20	91.25/20	77.6/0.98	83.75/24.5	40.99	87.5/53	92/53	93.25/50	84.5/22	94.5/37	140	209.98	
128	(20)	19	Abigail Schaub Short : Mid Atlantic Region, USA	MW	85.75/1	89.75/41	73.25/0.99	89/45	84.5/8	50	67.5/0.97	75.25/15	89.5/12.5	88.4/41	90/48.5	68.5	84.5/38	86.5/20	93/47	86/28	92.5/19.5	86	204.5	

Oireachtas Rince na Cruinne 2022

Final Result for Competition 30 : Girls 13 - 14


Notes: MW = World Medal winner : R = Recaller : Score = Judges marks : IP = Irish Points (Grid Score) : FTC = Failed To Complete : * All Totals exclude High and Low scores

																																									
				Ann Ash		Melissa Convery-Masterson		Michael Donnellan		Stephen McAteer		Lisa Waites		1st Round Total (IP) *		Lisa Delaney		Bill Maple		Kathleen Murray		Marnie O'Callaghan-Maple		James A.M. Smith		2nd Round total (IP) *		Anne Blair		Bernie Curley		Noelle Curran		Patricia Kennedy		Angela McDonagh		3rd Round Total (IP) *		TOTAL IP *	
Card	Position @ recall	Final Place	Name/School	Status	ROUND 1 : Score/IP					ROUND 2 : Score/IP					ROUND 3 : Score/IP																										
238	(22)	20	Dearbhla Clawson Ferry Academy : Cuige Uladh, Eire	MW	91.25/37.5	85/7	74/0.99	83.5/33.5	89/31.5	72	71.5/0.99	76.25/20	96.25/35.5	81.6/3	82.75/17.5	40.5	88.5/65	90.5/38	88.6/4	86.5/30.5	92.75/23	91.5	204																		
166	(17)	21	Ciarra McCarthy McGahan Lees : Southern Region, England	MW	93/53	84/0.99	70.5/0.97	76.5/1	91.5/51.5	53.49	76.75/19	70.25/0.96	96.75/38.5	83.4/14	91.75/65	71.5	81.1/15.5	83.5/5.5	89.9/20	87.5/36	94.75/39	71.5	196.49																		
206	(21)	22	Grace Valentin O'Neill Blake : Cuige Laighean, Eire	MW	86.75/3.5	83.75/0.99	82.35/50	77/2	89.5/34	39.5	82/48.5	73.25/0.99	97.5/46	86.6/31	79/0.99	77.99	82.1/23.5	83.75/7	90.8/30	88.25/39	92.8/25	78.5	195.99																		
273	(27)	23	Anastasia Corzine Kavanagh Porter Academy : USA & Ireland	MW	91.25/37.5	85.25/12	80.5/35.5	78.25/15	82.5/1	62.5	77.5/21	74.5/4	89.75/14	79.8/0.99	83/20.5	38.5	84/36	85.75/17	91/31	88/38	91/9.5	84	185																		
263	(26)	24	Leah Murphy Kiely-Walsh Academy : Cuige Mumhan, Eire	MW	88/12.5	87/32.5	75.75/10.5	78.5/16.5	85.6/16	45	68/0.98	80.25/35	93.75/26	87.4/34	79/0.99	60.99	82/22	86.25/19	92.5/43	73.5/0.99	94/33.5	74.5	180.49																		
195	(34)	25	Aoife Mc Kelvey McNelis Cunningham : Cuige Uladh, Eire	R	83/0.97	86.25/24.5	76/16.5	74/0.97	86.25/20.5	37.97	78.5/22.5	86/56	90.25/16	79.5/0.99	76.25/0.96	39.49	82.75/28	90.75/39	90.75/29	83/16	94.6/38	95	172.46																		
131	(25)	26	Aisling Reynolds McGrath Morgan Academy : Southern Region, USA	R	86/1	83.5/0.99	80.5/35.5	79.5/21	89/31.5	53.5	68/0.98	74.75/8.5	88.75/9.5	88.2/39	90.75/56	57	79.5/2.5	83/2.5	90.25/24	91/65	93.75/32	58.5	169																		
150	(16)	27	Niamh McLaughlin Doherty Petri : USA and Ireland	R	86.75/3.5	92.25/60	75.5/7.5	89.5/47	80.5/0.99	58	66.75/0.97	74/1	95.25/31.5	88.1/38	86.75/35.5	68	80.8/13	85.5/16	89.3/12	81.5/11	94.25/36	41	167																		
222	(33)	28	Keara Gill DeNogla Academy : Mid Atlantic Region, USA	R	90.75/34	85/7	75/3.5	76/0.99	85.5/14.5	25	81.5/42	77.25/27	84.5/0.99	84.6/18	80.5/7.5	52.5	83.1/31	86.75/21	92.75/45	87.75/37	91/9.5	89	166.5																		
275	(24)	29	Callan Munselle Celtic Irish Dance Academy : Western Region, USA	R	91.75/43	86.75/29	74.45/1	80.5/25	83.25/3.5	57.5	71/0.99	74/1	79.5/0.98	89.1/53	90.5/53	54.99	80.25/8	87/22	89/8.5	85.5/26	87.5/1	38.5	150.99																		
185	(29)	30	Lola Gilbert AMDC : Southern Region, England	R	84.5/0.99	85.75/15.5	80.85/38.5	83/32	88.25/27	74.5	74/2.5	78/30	90/15	73/0.97	75/0.96	18.47	78.25/0.99	88.5/30	90.3/25	86.75/32	83.75/0.99	55.99	148.96																		
101	(18)	31	Anayo Tanaka Fegan Academy : Cuige Laighean, Eire	R	85/0.99	87/32.5	82/45	72/0.96	80/0.99	34.48	81.5/42	71.75/0.98	98.5/60	88.8/47	77/0.97	89.98	81.5/18	88/27	88.5/3	79.25/3	89/1	24	148.46																		
247	(30)	32	Nora Burns Francis & Mauriello : Mid Atlantic Region, USA	R	89.5/25.5	84.75/1.25	71.35/0.97	72.5/0.96	75/0.96	3.18	83.75/60	84.25/50	86.75/1	86.5/30	80.75/9.5	89.5	82.8/29	84/8.5	89/8.5	87/33.5	88/1	46	138.68																		
209	(45)	33	Emily Sax MHA : Eastern Region, Canada	R	92.75/50	80/0.96	77.75/24	77.5/7.5	78/0.97	32.47	80.25/35	76.25/20	71/0.96	79.2/0.98	80/3	23.98	85.1/43	87.5/24.5	90.6/28	86.25/29	90.5/7	81.5	137.96																		
256	(39)	34	Ava Krueger Murray Academy : New England Region, USA	R	89/21	84.75/1.25	77.95/25.5	75/0.98	77/0.97	23.23	79.75/28	77.75/29	84.25/0.99	80.7/1	82.75/17.5	46.5	81/14	85/13.5	92/38	89/45	90/5	65.5	135.23																		
223	(43)	35	Sophie Gillespie Cathy Hegarty : Cuige Uladh, Eire	R	82.75/0.97	84.25/0.99	72.35/0.98	75/0.98	81/0.99	2.95	84/65	82.25/41	72/0.96	83.2/12	78.5/0.99	53.99	82.6/27	90/35.5	91.3/33	82.75/15	92.1/18	78	134.94																		
230	(56)	36	Niamh McDonagh Halloran : New South Wales, Australia	R	88.25/14	81.75/0.97	76/16.5	74.5/0.98	91.25/47	31.48	73/1	72.25/0.98	82/0.98	85.2/23	80.25/6	7.98	83.3/33	80.75/0.99	90.4/26	87.25/35	92.75/23	82	121.46																		
107	(31)	37	Abi Larkin Doherty Petri : USA and Ireland	R	80/0.96	90/44	73/0.98	90/50	88/25.5	70.48	66/0.96	76.25/20	93.25/24	72.5/0.96	78/0.98	21.95	80.1/7	80.25/0.99	88.2/1	89.5/50	92/16.5	24.5	116.93																		
118	(40)	38(T)	Chloe Bosma Murray Academy : New England Region, USA	R	81/0.97	85.75/15.5	77.5/22.5	77/2	73/0.96	18.47	79.75/28	81.25/37	83/0.99	77.9/0.98	83/20.5	49.49	74.5/0.99	84/8.5	89.5/14	85/24	92.75/23	45.5	113.45																		

Oireachtas Rince na Cruinne 2022

Final Result for Competition 30 : Girls 13 - 14

Notes: MW = World Medal winner : R = Recaller : Score = Judges marks : IP = Irish Points (Grid Score) : FTC = Failed To Complete : * All Totals exclude High and Low scores

		Ann Ash	Melissa Convery-Masterson	Michael Donnellan	Stephen McAteer	Lisa Waites	1st Round Total (IP) *	Lisa Delaney	Bill Maple	Kathleen Murray	Marnie O'Callaghan-Maple	James A.M. Smith	2nd Round total (IP) *	Anne Blair	Bernie Curley	Noelle Curran	Patricia Kennedy	Angela McDonagh	3rd Round Total (IP) *	TOTAL IP *			
Card	Position @ recall	Final Place	Name/School	Status	ROUND 1 : Score/IP					ROUND 2 : Score/IP					ROUND 3 : Score/IP								
235	(36)	38(T)	Kaitlin Mullins Dorman : Cuige Mumhan, Eire	R	88.75/18	86.75/29	69/0.96	82/29.5	78.7/0.98	47.98	83.5/54.5	73.25/0.99	80.5/0.98	72.6/0.97	83.75/24.5	26.47	82.1/23.5	81/0.99	89.2/11	83.25/17	91.1/11	39	113.45
181	(52)	40	Aoife Mai Keogh Claddagh Academy : Southern Region, England	R	88/12.5	82.75/0.98	75.75/10.5	79.75/23	90/37.5	46	70/0.98	71/0.97	85.75/1	74/0.97	76/0.96	2.92	81.75/20	88/27	89.75/17	79.5/4	93/26.5	63.5	112.42
182	(49)	41	Tilly Brown Trainor : Southern Region, England	R	88.75/18	78/0.96	76/16.5	74/0.97	91/44	35.47	66/0.96	75.5/17	97/42	80/0.99	78.5/0.99	18.98	79.1/1	84.5/11	90.1/23	84/20	94/33.5	54	108.45
271	(28)	42	Elizabeth Flaherty Harney Pender Keady Academy : New England Region, USA	R	90.25/31.5	86.75/29	74.65/1	82/29.5	89.75/35	90	69.5/0.98	70.75/0.97	88.25/7	88.9/50	77.75/0.98	8.96	75.5/0.99	77/0.99	87.7/1	72/0.99	90.25/6	2.97	101.93
135	(55)	43	Grace Millar Ferry Academy : Cuige Uladh, Eire	R	88.5/15.5	86.75/29	74.5/1	77.5/7.5	76.1/0.97	24	67/0.97	72.25/0.98	87.5/3	83.3/13	85.25/30.5	16.98	82.25/25	86/18	89.6/15	80.75/8	95.75/51.5	58	98.98
108	(62)	44	Ellie Pecor Rince Na Tiarna : Mid Atlantic Region, USA	R	82/0.97	86/20	77.5/22.5	75/0.98	79/0.98	21.97	71.5/0.99	72.75/0.99	94.5/29	82.9/10	77.75/0.98	11.98	80.75/12	91/42	92.2/39	78/2	91.5/13.5	64.5	98.44
154	(35)	45	Andreea Mihai Casey O'Loughlin : Western Region, Canada	R	82.25/0.97	84.5/1	73.35/0.99	80/24	76.6/0.97	2.95	79.75/28	79.25/34	83.5/0.99	89.2/56	81/11.5	73.5	79.25/1	83.5/5.5	88.8/6	81.25/10	91.25/12	21.5	97.95
269	(41)	46	Grace O Dwyer Scoil Uí Ruairc : Cuige Mumhan, Eire	R	90/29.5	85/7	75.85/12.5	76/0.99	89.8/36	49	76/13	72.75/0.99	92.75/22	79.9/0.99	79.75/1	14.99	79.75/4	89/31	88/1	73.75/0.99	92.5/19.5	24.5	88.49
114	(47)	47	Orla Greene Hession : Cuige Chonnacht, Eire	R	85.25/0.99	84.75/1.25	74/0.99	74/0.97	86/18	3.23	73/1	77.25/27	93.5/25	88.7/45	76.5/0.97	53	77/0.99	82.5/1	89.8/18	81/9	93/26.5	28	84.23
261	(32)	48	Charlotte Wolfe Cass-Barrington : Southern Region, USA	R	81/0.97	85.5/13	74/0.99	74/0.97	75.25/0.96	2.93	80.5/37	73.25/0.99	87.75/5	87.2/33	91/60	75	85/41	78/0.99	84/0.99	73/0.99	85/0.99	2.97	80.9
213	(59)	49	Dayna Flynn O'Neill Blake : Cuige Laighean, Eire	R	92.25/45	83.25/0.99	78/28.5	74/0.97	83.25/3.5	32.99	78.5/22.5	70.5/0.97	84.75/0.99	73.5/0.97	77/0.97	2.93	84.25/37	84.75/12	89.4/13	83.75/19	88.5/1	44	79.91
164	(37)	50	Rory Russo Harney Pender Keady Academy : Mid Atlantic Region, USA	R	80.25/0.96	81/0.97	81/41	76/0.99	76/0.96	2.92	80.1/33	76.25/20	78.75/0.97	86.4/29	83/20.5	69.5	75.25/0.99	83.25/4	87.6/0.99	82.5/14	83/0.99	5.98	78.4
199	(61)	51	Lauryn Coogan Curley Brennan : Cuige Laighean, Eire	R	90.25/31.5	85/7	70.75/0.97	74.5/0.98	78.25/0.98	8.95	81.25/39	73/0.99	75.25/0.96	85.5/24	78/0.98	25.97	87.75/56	89.75/34	87.4/0.99	76/1	90.75/8	43	77.92
192	(50)	52	Orlaith Lyons McQuade : Scotland	R	89.75/27.5	85/7	77.95/25.5	73/0.96	84.75/10	42.5	75/8	73/0.99	77.25/0.97	74.5/0.97	83/20.5	9.96	80.3/9	83/2.5	87.8/1	85.75/27	91.5/13.5	25	77.46
176	(57)	53	Nadine Tahany O'Hagan McMorrow : Cuige Chonnacht, Eire	R	86.5/1.5	83.75/0.99	76/16.5	79/18.5	77.25/0.97	18.99	76/13	83/43	88/6	78/0.98	78/0.98	19.98	79.5/2.5	85/13.5	88.3/1	84.75/23	92.6/21	37	75.97
169	(46)	54	Aoibheann Mulgrew The Carson Academy : Cuige Uladh, Eire	R	87/5.5	88/35.5	75/3.5	78/12.5	90.75/40	53.5	67/0.97	71.75/0.98	77.75/0.97	80.2/0.99	86/32.5	2.94	78.5/1	81.5/1	88.7/5	81.75/12	89.75/4	10	66.43
170	(42)	55	Sylvia Mickels Harney Pender Keady Academy : New England Region, USA	R	84/0.98	84.25/0.99	72/0.97	81.5/28	78.25/0.98	2.95	66.25/0.96	73.25/0.99	94/27	86.2/28	87/38.75	55.99	78.75/1	82.75/1	85/0.99	77/1	87.25/1	2.99	61.94
258	(44)	56	Aurora Murray Connick School : Southern Region, USA	R	83.25/0.98	85.75/15.5	75.5/7.5	74.5/0.98	79/0.98	9.46	80/31	75/12.5	92/21	70.2/0.96	81.75/13.5	47	76/0.99	81/0.99	87.5/0.99	80.5/7	88/1	2.98	59.44
109	(48)	57	Olivia Omar Brooks : Southern Region, England	R	83/0.97	84/0.99	77/21	88.5/41	87/22.5	44.49	68/0.98	74.75/8.5	73.75/0.96	83.8/15	77.5/0.98	10.45	79/1	82/1	88.4/2	72.5/0.99	89.5/3	3.99	58.94

Oireachtas Rince na Cruinne 2022

Final Result for Competition 30 : Girls 13 - 14


Notes: MW = World Medal winner : R = Recaller : Score = Judges marks : IP = Irish Points (Grid Score) : FTC = Failed To Complete : * All Totals exclude High and Low scores

Card		Position @ recall	Final Place	Name/School	Status	ROUND 1 : Score/IP					ROUND 2 : Score/IP					ROUND 3 : Score/IP					TOTAL IP *		
163	(51)	58	Bridget Burke Bell : Mid America Region, USA	R	81.75/0.97	82/0.97	78/28.5	77/2	77.25/0.97	3.94	71.75/0.99	74.75/8.5	88.75/9.5	87.6/35	85.25/30.5	48.5	74.5/0.99	77.5/0.99	86/0.99	74.5/0.99	84/0.99	2.97	55.41
225	(63)	59	Tatum Worth Scoil Rince Fa'inne Chladach : Eastern Region, Canada	R	91.5/40	86.75/29	72.85/0.98	75.5/0.99	77/0.97	30.97	74/2.5	71/0.97	84/0.99	70.1/0.96	79.75/1	2.96	83.75/35	80.5/0.99	89.85/19	75.5/1	84.5/0.99	20.99	54.91
262	(53)	60	Shauna Brett Flynn O'Kane Academy : Cuige Mumhan, Eire	R	89.75/27.5	86/20	74.25/1	77.5/7.5	84.7/9	36.5	67/0.97	73.5/1	79.5/0.98	81.7/4	83.25/23	5.97	80/6	84.25/10	86.5/0.99	74/0.99	87/0.99	7.99	50.46
202	(54)	61	Imogen Alice McClelland Kelly Hendry : North East Region, England	R	88.5/15.5	81.75/0.97	74.5/1	75/0.98	85.25/13	14.98	75/8	74.25/1.5	90.5/17	84.9/19.5	77.25/0.97	26.5	78.6/1	82/1	89.1/10	76.5/1	84.5/0.99	2.99	44.47
171	(58)	62	Blaithín Ní Mhainín Scoil Rince Ré Órga : Cuige Chonnacht, Eire	R	89.5/25.5	82/0.97	73.5/0.99	77.5/7.5	80.25/0.99	9.48	74.25/4	78.75/32	82.75/0.99	82.7/8	82/15	27	79.8/5	82.25/1	87.9/1	73.25/0.99	89.25/2	4	40.48
253	(60)	63	Ella Rooney Cowie Ryan McCole : Cuige Chonnacht, Eire	R	85/0.99	86.25/24.5	76/16.5	77.5/7.5	79/0.98	24.99	75/8	71.25/0.97	89/11	80.8/1	77/0.97	9.97	75/0.99	88/27	87/0.99	75/1	86/0.99	2.98	37.94
115	(64)	64	Clara Lee Hession : Cuige Chonnacht, Eire		82.5/0.97	85/7	75.5/7.5	78/12.5	85.5/14.5	27	67.5/0.97	74.25/1.5	87.5/3	83.1/11	77/0.97	5.47							32.47
111	(65)	65	Ava Bradley Hession : Cuige Chonnacht, Eire		85.5/0.99	84.75/1.25	72.5/0.98	81/26.5	80/0.99	3.23	76.5/17.5	83.5/45	82.25/0.98	82.8/9	77.75/0.98	27.48							30.72
189	(66)	66	Jola Rose Phelan De Barra Academy : Western Region, USA		79.75/0.96	82.75/0.98	73/0.98	72.5/0.96	78.5/0.98	2.92	69/0.98	76.5/23	85/0.99	86/26	80/3	26.99							29.91
200	(67)	67	Ciara Harford Flynn O'Kane Academy : Cuige Mumhan, Eire		86/1	84.25/0.99	72.75/0.98	76/0.99	77.75/0.97	2.96	67.5/0.97	77/24.5	86.25/1	77.9/0.98	85/28.5	26.48							29.44
144	(68)	68	Maria Mannion McLaughlin : Scotland		86.25/1	85/7	70/0.96	75/0.98	84.3/7	8.98	76.25/15.5	73/0.99	79/0.97	87.9/37	80/3	19.49							28.47
243	(69)	69	Abi Rose Cross Sharon Taylor : Scotland		91/35.5	82/0.97	70.65/0.97	78/12.5	77/0.97	14.44	66/0.96	74.75/8.5	95.25/31.5	80.6/1	80/3	12.5							26.94
277	(70)	70	Aoife Wey MHA : Eastern Region, Canada		87.75/10.5	81.25/0.97	75.5/7.5	75/0.98	85/11.5	18.98	74.5/5	72.25/0.98	76.75/0.97	78.1/0.98	93/100	6.96							25.94
136	(71)	71	Liepa Cmukaite Fiona Gallagher : Cuige Laighean, Eire		86.5/1.5	86/20	73/0.98	76/0.99	87.5/24	22.49	66/0.96	71.25/0.97	78/0.97	72.6/0.97	78/0.98	2.91							25.4
251	(72)	72	Molly Rotter Doherty Petri : USA and Ireland		85.5/0.99	85.75/15.5	75/3.5	83.5/33.5	82/1	20	76/13	73.25/0.99	79.5/0.98	81.1/1	78/0.98	2.97							22.97
284	(73)	73	Isla Morrison Grace Kennedy : North West Region, England		89/21	81.75/0.97	72.45/0.98	78.5/16.5	81.5/1	18.48	66.5/0.96	68/0.96	76.75/0.97	78.5/0.98	79/0.99	2.91							21.39
110	(74)	74	Ruby Mears Curley Brennan : Cuige Laighean, Eire		84/0.98	85/7	75/3.5	74/0.97	75/0.96	5.45	70.75/0.99	75/12.5	97.75/51.5	76/0.97	78/0.98	14.47							19.92
180	(75)	75	Niamh Newlands Nadine Martin Academy : North West Region, England		91/35.5	83/0.98	75.85/12.5	76.5/1	79.75/0.99	14.48	72/0.99	70/0.96	87.5/3	85/21	78/0.98	4.98							19.46
239	(76)	76	Roisin Tallon O'Hehir School : North East Region, England		83.25/0.98	83/0.98	69.95/0.96	77.5/7.5	83.5/5	6.96	75.5/10.5	72.25/0.98	85.25/0.99	79.6/0.99	84/26.5	12.48							19.44

Oireachtas Rince na Cruinne 2022

Final Result for Competition 30 : Girls 13 - 14

Notes: MW = World Medal winner : R = Recaller : Score = Judges marks : IP = Irish Points (Grid Score) : FTC = Failed To Complete : * All Totals exclude High and Low scores

																						
			Ann Ash	Melissa Convery-Masterson	Michael Donnellan	Stephen McAteer	Lisa Waites	1st Round Total (IP) *	Lisa Delaney	Bill Maple	Kathleen Murray	Marnie O'Callaghan-Maple	James A.M. Smith	2nd Round total (IP) *	Anne Blair	Bernie Curley	Noelle Curran	Patricia Kennelly	Angela McDonagh	3rd Round Total (IP) *	TOTAL IP *	
Card	Position @ recall	Final Place	Name/School	Status	ROUND 1 : Score/IP					ROUND 2 : Score/IP					ROUND 3 : Score/IP							
129	(77)	77	Amy Ferris Fegan Academy : Cuige Laighean, Eire		87.5/8.5	80/0.96	60/0.96	76.5/1	84/6	7.96	73/1	73.75/1	88.5/8	78.9/0.98	85/28.5	9.99						17.95
204	(78)	78	Teagan Giroux McLaughlin : Scotland		81.25/0.97	83/0.98	73/0.98	74.5/0.98	79.25/0.99	2.94	73.5/1	72.5/0.99	89.5/12.5	83.9/16	79.5/1	14.5						17.44
197	(79)	79	Kenzie Drake Steel : Western Region, Canada		87.5/8.5	83/0.98	68.85/0.96	91.5/56	75.75/0.96	10.44	67/0.97	79/33	75/0.96	82/5	77/0.97	6.94						17.38
178	(80)	80	Harper Good Lavin-Cassidy : Mid America Region, USA		87.75/10.5	84.5/1	72.25/0.98	88.75/43	81.25/1	12.49	80.25/35	72/0.98	86/1	75/0.97	76/0.96	2.95						15.44
124	(81)	81	Isobel Haynes McGahan Lees : Southern Region, England		80.5/0.96	83/0.98	71.75/0.97	76/0.99	86/18	2.94	68/0.98	71/0.97	90.75/18	81.4/1	80.75/9.5	11.48						14.42
232	(82)	82	Iona Darby O'Reilly Bransfield : Cuige Laighean, Eire		85.75/1	82/0.97	74.5/1	76.5/1	86/18	2.99	68/0.98	74.75/8.5	81/0.98	81.2/1	81/11.5	10.48						13.47
104	(83)	83	Liliana Carey Keane O'Brien Academy : New England Region, USA		76/0.96	83/0.98	68/0.96	78/12.5	83/2	3.94	72.5/1	70.25/0.96	94.75/30	82.2/7	76/0.96	8.96						12.9
198	(84)	84	Annabel Jalcovik Hughes-Farrelly : Mid America Region, USA		87/5.5	84/0.99	69.75/0.96	72/0.96	79.6/0.99	2.94	75.5/10.5	74.5/4	85.5/1	80.1/0.99	75.75/0.96	5.99						8.93
151	(85)	85(T)	Cara Sharkey McLaughlin : Scotland		80.75/0.96	82/0.97	71.75/0.97	77/2	78.5/0.98	2.92	65.5/0.96	72.25/0.98	83.75/0.99	77.8/0.98	82.5/16	2.95						5.87
270	(86)	85(T)	Charlotte O'Brien Lavin-Cassidy : Mid America Region, USA		89.25/23.5	80.75/0.96	71.5/0.97	71/0.96	82/1	2.93	79/25	69/0.96	81.75/0.98	72/0.96	78.5/0.99	2.93						5.87
133	(89)	87(T)	Lia O' Donoghue Scoil Rince Brady-Mullins : Cuige Mumhan, Eire		83.25/0.98	82/0.97	70/0.96	79/18.5	78/0.97	2.92	76.25/15.5	71.75/0.98	75.5/0.96	70.3/0.96	79/0.99	2.93						5.86
140	(87)	87(T)	Delaney Kavanaugh Brady Academy : New England Region, USA		84.5/0.99	83.75/0.99	72/0.97	73/0.96	81/0.99	2.95	68/0.98	70.5/0.97	76/0.97	79.1/0.98	77.25/0.97	2.92						5.86
149	(88)	87(T)	Aislin Burke Turley Duggan : Midlands Region, England/Wales		83.25/0.98	82.75/0.98	69/0.96	74/0.97	79.5/0.99	2.92	68.5/0.98	70/0.96	76.25/0.97	79.4/0.99	79.75/1	2.93						5.86
187	(90)	90	Caoibhe Holland McClearn Stephanie Power : Cuige Chonnacht, Eire		79.5/0.96	86/20	74/0.99	73.5/0.97	77/0.97	2.93	68/0.98	72/0.98	80/0.98	71/0.96	77/0.97	2.92						5.85
240	(91)	91	Ebony Nasim Caroline Greene School : Scotland		91.5/40	79/0.96	70.25/0.97	71.5/0.96	74/0.96	2.88	69/0.98	71/0.97	80.75/0.98	69/0.96	80.5/7.5	2.93						5.82
211	(92)	92	Magnolia Valverde Scoil Rince Saoirse : Mid Atlantic Region, USA		79.25/0.96	78/0.96	73.85/0.99	73.5/0.97	73/0.96	2.88	70.5/0.99	70/0.96	74/0.96	70/0.96	78/0.98	2.9						5.79
102	(93)	93	Addison McAvoy Blackbird Academy : Mid America Region, USA		74/0.96	78/0.96	60/0.96	68/0.96	76/0.96	2.87	65/0.96	69/0.96	74.5/0.96	82.1/6	76.25/0.96	2.88						5.75
162	N/A	FTC	Anna Sophia Harris Walsh Kelley : Southern Region, USA		88.75/18	77/0.96	76/16.5	73.5/0.97	79.9/0.99	18.46	0/0	0/0	0/0	0/0	0/0	0						18.46

Thank you for choosing www.feisresults.com

Oireachtas Rince na Cruinne 2022

Result for Qualifying Competition 30A : Girls 13 - 14 - A

Number entered: 94 : Number danced: 87 : Number Recalled: 47 : IP = Irish Points (Grid Score) : * Total excludes High and Low scores : FTC = Failed To Complete

			ROUND 1					ROUND 2					
			Christine Ayres	David Daly	Bernard Hynes	Edward J. Murphy	Attracta Quinn	Bernadette Chaney	Kimberley Lancaster	Conleth Mullan	Patrick J. O'Hare	Jackie O'Leary-Fanning	
Rank	Entry	Name	Mark/IP	Mark/IP	Mark/IP	Mark/IP	Mark/IP	Mark/IP	Mark/IP	Mark/IP	Mark/IP	TOTAL IP *	
1	113	Ceili Skelly Doherty Petri : USA and Ireland	95/75	94/75	81/35	88/100	79/1	95.5/60	83.75/8	91/51.5	93/75	93.75/75	371.500
2	121	Emily McEntire Cabe Academy : Cuige Laighean, Eire	92.5/53	95/100	86/62.5	72.25/1	86.1/75	94.25/43	93/100	89/35.5	85.7/16	91.75/56	325.000
3	205	Emma Cronin Kiely-Walsh Academy : Cuige Mumhan, Eire	90.5/45	90.5/45	76/11.5	83.75/38	86.3/100	95.25/56	89.25/54.5	87.25/27	90.5/56	90.75/53	291.500
4	275	Callan Munselle Celtic Irish Dance Academy : Western Region, USA	85/6	85.75/24.5	90/100	84.25/44	85.2/53	92.75/24.5	90.5/65	87.5/28.5	92/65	94/100	280.000
5	177	Jessica Davidson Doherty Petri : USA and Ireland	96.5/100	87/33	83/38	86/65	82.5/34.5	97/87.5	83.25/5	94.5/65	88.7/41	89/34	277.500
6	107	Abi Larkin Doherty Petri : USA and Ireland	89.6/36	89.75/39	75/2.43	85.25/56	85.9/60	93.5/33	78.75/0.98	85.5/18.5	89.5/50	89.5/37	219.500
7	131	Aisling Reynolds McGrath Morgan Academy : Southern Region, USA	92.75/56	90.75/48.5	80/31.5	80.65/24	82.2/31	90/1	90/60	90.5/46	91/60	84/0.98	217.992
8	193	Sara Decriscio Triggle Academy : Southern Region, USA	93/62.5	91/53	78/24.5	81.5/29	82.4/33	92.25/23	88/38	89.5/37.5	85/10.5	90.5/50	213.500
9	251	Molly Rotter Doherty Petri : USA and Ireland	90/40	88.5/37	71/0.97	79.25/17.5	81.1/17.5	94/37.67	88/38	95/75	84.9/9	93/65	212.667
10	101	Anayo Tanaka Fegan Academy : Cuige Laighean, Eire	87.8/28	80.9/0.99	80/31.5	84.25/44	81.1/17.5	96/65	88.5/43	89.5/37.5	90/53	87.5/22	210.500
11	155	Molly Heaney McConomy-Bradley-Doherty : Cuige Uladh, Eire	87/20.5	80/0.98	84/44	82/31	84/47	97/87.5	89/50	90.5/46	85.2/13	85/0.99	204.500
12	135	Grace Millar Ferry Academy : Cuige Uladh, Eire	83.7/1	84.75/16.5	84/44	79.15/16	81.4/22.5	94.5/46	85.25/18	97/100	89.3/47	88/26.5	174.500
13	111	Ava Bradley Hession : Cuige Chonnacht, Eire	82.8/1	85.9/26	84.5/47	78.25/11	83.4/41	94/37.67	87.25/33.5	88/31	86.7/26	87.75/23.5	168.500
14	191	Heidi Hawkes Kidd : Midlands Region, England/Wales	81.5/0.99	85.5/22.5	85/53	83.5/37	80.7/13	94.5/46	85.5/20.5	90/40	86.8/27	86/4.6	160.000
15	209	Emily Sax MHA : Eastern Region, Canada	84.75/2.5	93/65	77.5/21	79.5/19	83.3/39	93.25/30	86/24.5	86.5/23	86/18.5	89/34	156.500

Oireachtas Rince na Cruinne 2022

Result for Qualifying Competition 30A : Girls 13 - 14 - A

Number entered: 94 : Number danced: 87 : Number Recalled: 47 : IP = Irish Points (Grid Score) : * Total excludes High and Low scores : FTC = Failed To Complete

			ROUND 1					ROUND 2					
			Christine Ayres	David Daly	Bernard Hynes	Edward J. Murphy	Attracta Quinn	Bernadette Chaney	Kimberley Lancaster	Conleth Mullan	Patrick J. O'Hare	Jackie O'Leary-Fanning	
Rank	Entry	Name	Mark/IP	Mark/IP	Mark/IP	Mark/IP	Mark/IP	Mark/IP	Mark/IP	Mark/IP	Mark/IP	TOTAL IP *	
16	235	Kaitlin Mullins Dorman : Cuige Mumhan, Eire	85/6	85.25/20.5	74/1	69.75/0.99	81.25/20	94/37.67	82.5/1	88/31	95/100	92/60	155.660
17	201	Natalie Raff Hooley School : Mid Atlantic Region, USA	86.75/19	82.75/1	78/24.5	87/75	83.5/43	93/27	85.5/20.5	85.5/18.5	88.1/38	86/4.6	152.500
18	277	Aoife Wey MHA : Eastern Region, Canada	91/47	84.75/16.5	75/2.43	66.75/0.97	81.9/28	95/51.5	92.5/75	88.5/33.5	78.5/0.97	87/19	150.928
19	239	Roisin Tallon O'Hehir School : North East Region, England	83.5/1	91.5/56	83.5/41	85.5/60	78/1	93.5/33	74/0.97	83/9.5	87/29.5	82/0.97	137.961
20	199	Lauryn Coogan Curley Brennan : Cuige Laighean, Eire	86.5/16.5	84.5/15	79/28.5	84.5/47	81.2/19	92/19.5	87.25/33.5	90.25/43	86.1/20	86/4.6	137.000
21	247	Nora Burns Francis & Mauriello : Mid Atlantic Region, USA	89.8/37	83.6/9	78/24.5	83.25/36	83.6/45	93/27	86/24.5	81.5/4.5	77/0.97	86/4.6	131.100
22	169	Aoibheann Mulgrew The Carson Academy : Cuige Uladh, Eire	92/50	79.25/0.98	89/75	75.5/3	76.5/0.99	95/51.5	88/38	82/6.5	79/0.97	88.75/32	130.485
23	109	Olivia Omar Brooks : Southern Region, England	89.9/38	87.25/34	76/11.5	76.5/5	82.1/30	92/19.5	86.75/30	78.5/1	81.3/0.99	89.75/38.5	125.992
24	253	Ella Rooney Cowhie Ryan McCole : Cuige Chonnacht, Eire	87.75/26	89/38	74/1	71.25/0.99	81.6/25	93.5/33	86/24.5	84.5/14.5	87.5/34	84/0.98	123.993
25	163	Bridget Burke Bell : Mid America Region, USA	86/14	83.5/8	76/11.5	81/26	80.5/11	90/1	81.5/1	91/51.5	87.7/35	90/43	115.492
26	133	Lia O' Donoghue Scoil Rince Brady-Mullins : Cuige Mumhan, Eire	88.8/34	85.25/20.5	83/38	80.35/22	77.5/1	90/1	88.5/43	69/0.97	87.3/32	86/4.6	114.092
27	263	Leah Murphy Kiely-Walsh Academy : Cuige Mumhan, Eire	85.6/10	90.25/43	72/0.98	72.25/1	80.3/8.5	94/37.67	87/31.5	86.5/23	86.9/28	89/34	112.992
28	269	Grace O Dwyer Scoil Uí Ruairc : Cuige Mumhan, Eire	90.25/43	84.3/14	81/35	78.75/14	81.7/26	93/27	83.25/5	77/0.99	83.3/1	88.25/29	107.996
29	261	Charlotte Wolfe Cass-Barrington : Southern Region, USA	84.6/1	86.25/29	78/24.5	81.15/27	74.25/0.98	91/10	82.25/1	94/60	89/44	85.5/1	107.497
30	115	Clara Lee Hession : Cuige Chonnacht, Eire	86.7/18	90.75/48.5	85/53	74.25/1	80/3.5	93.25/30	85.75/22	82.5/8	79.5/0.98	86/4.6	104.600

Oireachtas Rince na Cruinne 2022

Result for Qualifying Competition 30A : Girls 13 - 14 - A

Number entered: 94 : Number danced: 87 : Number Recalled: 47 : IP = Irish Points (Grid Score) : * Total excludes High and Low scores : FTC = Failed To Complete

			ROUND 1					ROUND 2					
			Christine Ayres	David Daly	Bernard Hynes	Edward J. Murphy	Attracta Quinn	Bernadette Chaney	Kimberley Lancaster	Conleth Mullan	Patrick J. O'Hare	Jackie O'Leary-Fanning	
Rank	Entry	Name	Mark/IP	Mark/IP	Mark/IP	Mark/IP	Mark/IP	Mark/IP	Mark/IP	Mark/IP	Mark/IP	TOTAL IP *	
31	171	Blaithín Ní Mhainín Scoil Rince Ré Órga : Cuige Chonnacht, Eire	77.5/0.97	90/41	79/28.5	83/35	81.5/24	92/19.5	84.5/12.5	81/2.5	83.6/1	85/0.99	103.498
32	197	Kenzie Drake Steel : Western Region, Canada	84.75/2.5	81.75/0.99	76/11.5	82.5/33	77.5/1	91.75/16	89.25/54.5	84/12.5	87.4/33	89.75/38.5	102.491
33	273	Anastasia Corzine Kavanagh Porter Academy : USA & Ireland	87.75/26	86.25/29	78/24.5	83.8/39	76.75/0.99	90.75/5	84.75/14.5	79.5/1	82.8/1	86.75/15.5	99.996
34	187	Caoibhe Holland McClearn Stephanie Power : Cuige Chonnacht, Eire	90/40	83.25/6	76.5/16.5	80.5/23	81/16	91/10	84.5/12.5	86/20.5	87.2/31	85/0.99	98.500
35	149	Aislin Burke Turley Duggan : Midlands Region, England/Wales	84.5/1	84/12	81/35	68/0.98	74/0.98	94/37.67	82.5/1	88.5/33.5	86.2/21	88/26.5	94.973
36	129	Amy Ferris Fegan Academy : Cuige Laighean, Eire	83.3/1	86.25/29	75/2.43	78.65/13	76.5/0.99	90.5/2.2	88.5/43	77.5/0.99	88.3/39	89.25/36	93.621
37	189	Jola Rose Phelan De Barra Academy : Western Region, USA	79.75/0.99	86/27	71/0.97	60/0.97	80.2/7	94/37.67	88.75/47	84.5/14.5	84/3	88.5/30.5	91.617
38	271	Elizabeth Flaherty Harney Pender Keady Academy : New England Region, USA	87.3/23	86.5/31	80/31.5	84.75/50	81.4/22.5	90/1	87.5/35	79/1	79.5/0.98	85/0.99	88.473
39	181	Aoife Mai Keogh Claddagh Academy : Southern Region, England	87/20.5	78.5/0.97	80/31.5	72/0.99	85.5/56	91/10	84/9.5	87.5/28.5	80.2/0.98	86.75/15.5	87.990
40	243	Abi Rose Cross Sharon Taylor : Scotland	88.5/31.5	87.5/35	76/11.5	82.75/34	80.9/15	90/1	78.5/0.98	78/0.99	82.5/1	86/4.6	83.473
41	211	Magnolia Valverde Scoil Rince Saoirse : Mid Atlantic Region, USA	75/0.97	86.75/32	73/0.99	77.5/8	72/0.98	92.75/24.5	84.75/14.5	85/16.5	89/44	88/26.5	77.455
42	225	Tatum Worth Scoil Rince Fa'inne Chladach : Eastern Region, Canada	89/35	82.3/1	76.5/16.5	70.75/0.99	83.1/37	90.5/2.2	76/0.98	82/6.5	85.5/15	88/26.5	76.196
43	185	Lola Gilbert AMDC : Southern Region, England	85.75/11.5	80.25/0.99	77/19	69/0.98	79.25/1	92/19.5	80.75/0.99	86.5/23	86.6/25	86.75/15.5	71.481
44	195	Aoife Mc Kelvey McNelis Cunningham : Cuige Uladh, Eire	85.75/11.5	80.25/0.99	71/0.97	81.25/28	86/65	89/0.98	82.25/1	81.5/4.5	86.4/23	90/43	68.979
45	213	Dayna Flynn O'Neill Blake : Cuige Laighean, Eire	86.5/16.5	88/36	78/24.5	80.75/25	79.5/1	89/0.98	73/0.97	72/0.97	79/0.97	87/19	68.918

Oireachtas Rince na Cruinne 2022

Result for Qualifying Competition 30A : Girls 13 - 14 - A

Number entered: 94 : Number danced: 87 : Number Recalled: 47 : IP = Irish Points (Grid Score) : * Total excludes High and Low scores : FTC = Failed To Complete

			ROUND 1					ROUND 2					
			Christine Ayres	David Daly	Bernard Hynes	Edward J. Murphy	Attracta Quinn	Bernadette Chaney	Kimberley Lancaster	Conleth Mullan	Patrick J. O'Hare	Jackie O'Leary-Fanning	
Rank	Entry	Name	Mark/IP	Mark/IP	Mark/IP	Mark/IP	Mark/IP	Mark/IP	Mark/IP	Mark/IP	Mark/IP	TOTAL IP *	
46	151	Cara Sharkey McLaughlin : Scotland	85.5/9	79.25/0.98	77/19	80/20	80.3/8.5	90/1	80.5/0.99	79/1	87/29.5	88.5/30.5	67.986
47	223	Sophie Gillespie Cathy Hegarty : Cuige Uladh, Eire	88.75/33	80.25/0.99	75/2.43	71.75/0.99	83.2/38	90/1	85/16	80/1	86.5/24	86.5/12.5	65.915
48	231	Anya Harry Maguire-O'Shea : Southern Region, England	84.25/1	84.25/13	74/1	67.25/0.98	71.25/0.97	92/19.5	83/2.5	90/40	84/3	90/43	65.462
49	117	Emma Arsenault Goggin-Carroll : Eastern Region, Canada	80.5/0.99	82.9/1	73/0.99	67.75/0.98	74.5/0.98	87/0.97	87.75/36	87/25.5	88/37	84/0.98	65.418
50	215	Mary Kennedy Lavin-Cassidy : Mid America Region, USA	86/14	83.25/6	83/38	82.25/32	80.4/10	88/0.98	75/0.97	73/0.97	76/0.97	85/0.99	58.911
51	157	Annabelle Elizabeth Chown Kanaley : New England Region, USA	87.5/24	80.5/0.99	76/11.5	79/15	84.5/50	86/0.97	87/31.5	77/0.99	84/3	83/0.97	55.452
52	125	Doireann Foley Hegarty Irish Dance Academy : Cuige Mumhan, Eire	83.8/1	84.9/18	76/11.5	65.5/0.97	80.1/5.5	90.5/2.2	86/24.5	76/0.99	84.7/8	87.25/21	49.197
53	285	Mia Kelly Hooley School : Mid Atlantic Region, USA	88.5/31.5	83.9/10.5	74/1	68.75/0.98	82.3/32	90/1	83.25/5	75.5/0.98	80.9/0.98	84/0.98	45.944
54	139	Isabella Parent Costello Irish Dance : Eastern Region, Canada	80/0.99	92/60	74/1	74/1	82.5/34.5	89/0.98	81/0.99	78/0.99	80.7/0.98	84/0.98	39.437
55	259	Ruby Rattigan Bailey Scariff Academy : Cuige Chonnacht, Eire	80/0.99	79.75/0.98	85/53	68.5/0.98	78.25/1	92/19.5	83.5/7	83.5/11	85.9/17	85.75/1	37.954
56	153	Kiera Ann McDonagh Doherty Petri : USA and Ireland	81/0.99	85/19	74/1	84/41	76/0.99	91/10	81.5/1	73.5/0.98	84.2/5	86.25/10.5	36.972
57	221	Kara Doherty Doherty Petri : USA and Ireland	93/62.5	82.25/1	73/0.99	81.75/30	78.5/1	88.5/0.98	78/0.98	92/56	82/0.99	84.75/0.99	34.934
58	173	Annabelle Baker McGrath Morgan Academy : Southern Region, USA	88.25/30	80/0.98	71/0.97	78.5/12	77.25/0.99	91/10	86.25/27	83/9.5	78.9/0.97	83.75/0.97	34.438
59	245	Rachel Lee McGee : Cuige Uladh, Eire	88/29	85.5/22.5	75.5/6.5	71.5/0.99	75.75/0.99	90.5/2.2	84/9.5	76/0.99	81/0.99	85/0.99	34.157
60	179	Mary Mahoney DeNogla Academy : Mid Atlantic Region, USA	83.75/1	79.75/0.98	75/2.43	80.25/21	71.5/0.97	90/1	81.5/1	86/20.5	84.5/6.5	87.75/23.5	32.394

Oireachtas Rince na Cruinne 2022

Result for Qualifying Competition 30A : Girls 13 - 14 - A

Number entered: 94 : Number danced: 87 : Number Recalled: 47 : IP = Irish Points (Grid Score) : * Total excludes High and Low scores : FTC = Failed To Complete

			ROUND 1					ROUND 2					
			Christine Ayres	David Daly	Bernard Hynes	Edward J. Murphy	Attracta Quinn	Bernadette Chaney	Kimberley Lancaster	Conleth Mullan	Patrick J. O'Hare	Jackie O'Leary-Fanning	
Rank	Entry	Name	Mark/IP	Mark/IP	Mark/IP	Mark/IP	Mark/IP	Mark/IP	Mark/IP	Mark/IP	Mark/IP	TOTAL IP *	
61	267	Ella Brooker AMDC : Southern Region, England	87.75/26	81.9/1	73/0.99	77.25/7	81.3/21	93.25/30	79/0.99	76.5/0.99	80.3/0.98	85.25/1	31.949
62	227	Nuala Dougherty Avoca Irish Dance : Western Region, USA	78.75/0.98	83.25/6	86/62.5	77.75/9	80.8/14	89/0.98	72.5/0.97	85/16.5	83.5/1	82.75/0.97	31.942
63	249	Aubrey Stagnaro Celtic Irish Dance Academy : Western Region, USA	82.5/0.99	83/2.5	73/0.99	79.25/17.5	78.79/1	91/10	78.25/0.98	87/25.5	80/0.98	86.25/10.5	25.964
64	159	Emily Descoteaux Sue Fay Healy : Eastern Region, Canada	77.75/0.97	79.5/0.98	72/0.98	70/0.99	83/36	87/0.97	85.25/18	75/0.98	82.2/0.99	90.25/47	22.899
65	207	Kayla Doherty McCaul : Cuige Uladh, Eire	77/0.97	79.5/0.98	71/0.97	74.5/1	70.75/0.97	90/1	85.25/18	88/31	81.2/0.99	85/0.99	22.892
66	281	Rachel Gault Harrison : Scotland	84.8/4	78.75/0.97	76/11.5	72.75/1	81.8/27	88/0.98	75.5/0.97	74.5/0.98	85.3/14	84.5/0.98	19.420
67	137	Siobhan Colley McCarron : Midlands Region, England/Wales	83/1	82/1	73/0.99	75/2	82/29	90.5/2.2	84.25/11	78/0.99	82.3/0.99	86.5/12.5	18.174
68	219	Eva Mannion McLaughlin : Scotland	79.25/0.98	78.5/0.97	75/2.43	73.5/1	80.6/12	89.5/0.99	82/1	75/0.98	85/10.5	86.75/15.5	16.881
69	103	Alanna Deegan Claddagh : Western Region, USA	86/14	82.1/1	73/0.99	73.75/1	77/0.99	91/10	80/0.99	74/0.98	87.9/36	84.25/0.98	14.940
70	287	Isabelle Trent Baffa Academy : Southern Region, USA	78/0.98	81.6/0.99	73/0.99	69.25/0.98	71.75/0.97	91/10	77.5/0.98	65/0.97	86/18.5	85.5/1	14.903
71	143	Cambrya Hobart Fisher-McLeod : Western Region, USA	80.5/0.99	81/0.99	75/2.43	85/53	80.1/5.5	89.75/0.99	82.75/1	78.5/1	83.7/1	86/4.6	11.905
72	229	Keelin McPhillips Scoil Rince Brady-Mullins : Cuige Mumhan, Eire	87.25/22	81.75/0.99	75.5/6.5	67.5/0.98	72.5/0.98	86/0.97	73.5/0.97	81/2.5	83/1	83.25/0.97	11.391
73	237	Kyra Nakagaki The McLane School : Southern Region, USA	78.25/0.98	82.3/1	70/0.97	66.5/0.97	70.25/0.97	82/0.97	86.5/28.5	70/0.97	84.5/6.5	80/0.97	11.336
74	161	Claire Salazar Gilleoghan Irish Dance Florida : Southern Region, USA	85/6	81.5/0.99	71/0.97	78/10	75/0.98	91.5/15	81.25/0.99	74.5/0.98	82/0.99	84/0.98	10.917
75	141	Alexandra Klotz DeNogla Academy : Mid Atlantic Region, USA	79/0.98	83/2.5	74/1	76/4	80/3.5	90.25/1	78/0.98	77.5/0.99	81.7/0.99	87/19	9.963

Oireachtas Rince na Cruinne 2022

Result for Qualifying Competition 30A : Girls 13 - 14 - A

Number entered: 94 : Number danced: 87 : Number Recalled: 47 : IP = Irish Points (Grid Score) : * Total excludes High and Low scores : FTC = Failed To Complete

			ROUND 1					ROUND 2					
			Christine Ayres	David Daly	Bernard Hynes	Edward J. Murphy	Attracta Quinn	Bernadette Chaney	Kimberley Lancaster	Conleth Mullan	Patrick J. O'Hare	Jackie O'Leary-Fanning	
Rank	Entry	Name	Mark/IP	Mark/IP	Mark/IP	Mark/IP	Mark/IP	Mark/IP	Mark/IP	Mark/IP	Mark/IP	Mark/IP	TOTAL IP *
76	105	Molly Ronan Onórach Mulhern Geraghty : USA & Ireland	79/0.98	83.9/10.5	71/0.97	68.25/0.98	74.75/0.98	88/0.98	73.25/0.97	71/0.97	86.3/22	86/4.6	9.470
77	255	Orlaith Tennyson Nadine Martin Academy : North West Region, England	85.25/8	79.5/0.98	73/0.99	74.75/1	79.75/2	89.5/0.99	79.5/0.99	80.5/1	83.9/1	86/4.6	6.967
78	175	Makenna Myler Bell : Mid America Region, USA	79.75/0.99	82.25/1	77/19	73/1	70.5/0.97	86/0.97	80.5/0.99	80.5/1	78/0.97	85.75/1	5.919
79	147	Saffron Ashley Joyce-O'Donnell : North West Region, England	76/0.97	78/0.97	72/0.98	77/6	79/1	88/0.98	81.75/1	79.5/1	81/0.99	85/0.99	5.904
80	167	Josephine O'Hara Threlkeld Drake : Southern Region, USA	78.75/0.98	79.5/0.98	71/0.97	70.5/0.99	75.5/0.98	89/0.98	83/2.5	80/1	82.4/1	84/0.98	5.898
81	257	Gabrielle Gauvin Casey O'Loughlin : Western Region, Canada	81/0.99	83/2.5	74/1	65.75/0.97	76.25/0.99	89/0.98	86.5/28.5	68/0.97	75.5/0.97	85/0.99	5.893
82	165	Amelia Nash Scoil Uí Ruairc : Cuige Mumhan, Eire	78/0.98	79/0.97	74/1	70.25/0.99	77/0.99	91/10	77.75/0.98	75.5/0.98	79.7/0.98	85/0.99	5.883
83	119	Tabitha Barwick Spreagadh na Rince : New South Wales, Australia	78/0.98	85.75/24.5	73/0.99	65/0.97	73.5/0.98	89/0.98	78/0.98	68.5/0.97	82.7/1	85/0.99	5.871
84	241	Tali Mathes Michael Patrick Gallagher : Western Region, USA	82/0.99	78.75/0.97	71/0.97	69.5/0.98	75.25/0.98	89.5/0.99	76.5/0.98	84/12.5	81.9/0.99	81/0.97	5.871
85	183	Emily Mangin Lavin-Cassidy : Mid America Region, USA	73/0.97	83/2.5	70/0.97	67/0.97	71/0.97	90/1	80.25/0.99	74/0.98	85.1/12	85/0.99	5.866
86	233	Keira Kelly Lavin-Cassidy : Mid America Region, USA	77/0.97	78.25/0.97	71/0.97	66/0.97	77.5/1	87/0.97	79.5/0.99	89/35.5	80.5/0.98	84/0.98	5.839
87	145	Eliska Sedikova Avalon Academy : Slovakia	72/0.97	77/0.97	71/0.97	71/0.99	70/0.97	86/0.97	75.75/0.97	76.5/0.99	80.5/0.98	84/0.98	5.818

Oireachtas Rince na Cruinne 2022

Result for Qualifying Competition 30B : Girls 13 - 14 - B

Number entered: 93 : Number danced: 88 : Number Recalled: 47 : IP = Irish Points (Grid Score) : * Total excludes High and Low scores : FTC = Failed To Complete

			ROUND 1					ROUND 2					
			Bernadette Chaney	Kimberley Lancaster	Conleth Mullan	Patrick J. O'Hare	Jackie O'Leary-Fanning	Christine Ayres	David Daly	Bernard Hynes	Edward J. Murphy	Attracta Quinn	
Rank	Entry	Name	Mark/IP	Mark/IP	Mark/IP	Mark/IP	Mark/IP	Mark/IP	Mark/IP	Mark/IP	Mark/IP	TOTAL IP *	
1	248	Mya Toal-Allen Doherty Petri : USA and Ireland	93/38	90/60	96/75	96/100	93/65	96/75	95/65	90/100	91/100	90/75	450.000
2	210	Bláithín Mohan Scoil Rince Clann McCaul : Cuige Uladh, Eire	94/51.5	92/65	98/100	82.5/13	95/100	96.25/100	96/75	77/10.5	87.5/56	90.75/100	447.500
3	280	Niamh Fox Doherty Petri : USA and Ireland	94.5/65	87.25/36	90/51.5	89/50	91/48.5	94/56	97/100	89/62.5	86/50	88.5/60	328.500
4	132	Sheenagh McMorrow McMorrow : Cuige Chonnacht, Eire	96/75	86.25/31	87.5/33.5	89.9/56	91.5/56	88.75/25.5	93/50	85/41.2	90/75	89.5/65	301.700
5	122	Nicole O'Connor Hession : Cuige Chonnacht, Eire	93/38	89.75/56	88.5/38.5	89.5/53	94/75	95/65	86.5/11.5	83/33.5	83/40	81.4/27	248.000
6	222	Keara Gill DeNogla Academy : Mid Atlantic Region, USA	92.25/32.5	86.5/32	81.5/10.5	88.2/43	90.75/45	93/53	91/38	77/10.5	87/53	81.5/28.5	227.000
7	118	Chloe Bosma Murray Academy : New England Region, USA	94.25/58	87/34.5	90.5/56	81/3.5	86/12.5	90.25/35	90/34	87/50	71.75/1	85.2/47	219.000
8	206	Grace Valentin O'Neill Blake : Cuige Laighean, Eire	92/30	89/46	87/31.5	88.5/45	90.5/43	83/1	87.9/21.5	85/41.2	82.5/38	82.6/38	217.000
9	134	Shannon Moran Onórach Mulhern Geraghty : USA & Ireland	94/51.5	84.25/24	88.25/37	83.7/18	91.25/53	90.5/39.34	90.25/35	89.5/75	79/23	81.6/30	216.833
10	136	Liepa Cmukaite Fiona Gallagher : Cuige Laighean, Eire	92/30	74.25/0.99	90.75/60	90.5/65	86/12.5	88.75/25.5	92.5/47	85/41.2	85.5/47	80.1/6.5	216.200
11	110	Ruby Mears Curley Brennan : Cuige Laighean, Eire	93.5/45	81.75/14	84/20.5	87.7/38	92/60	91.25/45	82.9/0.98	85/41.2	81.75/35	81.1/23	202.700
12	270	Charlotte O'Brien Lavin-Cassidy : Mid America Region, USA	92.75/36	84.5/25	75.5/0.99	86/30	85/6	92/48.5	88.5/25	88/56	82/36	85.5/53	198.500
13	150	Niamh McLaughlin Doherty Petri : USA and Ireland	88/0.99	86/29.5	82/12.5	92/75	88/28.5	94.5/60	93.5/56	74/0.99	84.5/43	75.75/0.98	170.484
14	202	Imogen Alice McClelland Kelly Hendry : North East Region, England	90.25/11.5	81.5/13	67.5/0.98	84/19	80/0.98	90.2/34	91.75/43	89/62.5	76.75/20	86/56	158.479
15	104	Liliana Carey Keane O'Brien Academy : New England Region, USA	91/20.5	81.25/12	88/35.5	85.9/29	88.5/32.5	87.25/17	83.25/0.99	84/35.5	81/32	81.3/26	157.000

Oireachtas Rince na Cruinne 2022

Result for Qualifying Competition 30B : Girls 13 - 14 - B

Number entered: 93 : Number danced: 88 : Number Recalled: 47 : IP = Irish Points (Grid Score) : * Total excludes High and Low scores : FTC = Failed To Complete

			ROUND 1					ROUND 2					
			Bernadette Chaney	Kimberley Lancaster	Conleth Mullan	Patrick J. O'Hare	Jackie O'Leary-Fanning	Christine Ayres	David Daly	Bernard Hynes	Edward J. Murphy	Attracta Quinn	
Rank	Entry	Name	Mark/IP	Mark/IP	Mark/IP	Mark/IP	Mark/IP	Mark/IP	Mark/IP	Mark/IP	Mark/IP	TOTAL IP *	
16	130	Claire Harrington Brady Academy : New England Region, USA	92.5/34.5	89.25/50	79.5/2.5	86.9/33	87/22	86.75/11	86.75/13.5	84.5/37	66.75/0.98	85.1/45	151.000
17	176	Nadine Tahany O'Hagan McMorrow : Cuige Chonnacht, Eire	90.25/11.5	79.5/3	81/8.5	82/10.5	82.5/1	90.3/36	93.25/53	87/50	65.75/0.98	82.4/37	145.000
18	180	Niamh Newlands Nadine Martin Academy : North West Region, England	90.75/17	84/23	74/0.99	86.5/31	85/6	90.1/32.5	91.25/39	78/19	65.25/0.97	82.3/36	133.500
19	124	Isobel Haynes McGahan Lees : Southern Region, England	93.25/42	84.75/26	86.5/29.5	88.9/47	87/22	85.25/4	90.5/36	73/0.98	74.75/14	80.6/15.5	131.000
20	188	Siofra Brady Hession : Cuige Chonnacht, Eire	91/20.5	83.5/22	82.5/14.5	75.5/0.98	88.75/34.5	88.9/27	88.9/27	78/19	70.35/1	82.8/39	130.000
21	166	Ciarra McCarthy McGahan Lees : Southern Region, England	90/7	69/0.97	88/35.5	77.9/0.98	89.5/37	92/48.5	87.9/21.5	82/30.5	81.5/34	80.2/8	129.477
22	256	Ava Krueger Murray Academy : New England Region, USA	93.75/47	82.75/19	85/24.5	83.2/16	88/28.5	86/6.5	86/5.5	85/41.2	71.5/1	85/43	125.200
23	230	Niamh McDonagh Halloran : New South Wales, Australia	90.75/17	74/0.98	84.5/22.5	87.3/36	90/39	86/6.5	92/45	76/2.37	80/27	80.5/13.5	122.500
24	164	Rory Russo Harney Pender Keady Academy : Mid Atlantic Region, USA	97/100	95/100	66/0.98	77/0.98	78/0.97	79.8/0.98	85.4/1	70/0.97	74.25/11	81.2/24.5	114.917
25	154	Andreea Mihai Casey O'Loughlin : Western Region, Canada	89/1	94/75	80/4.5	79.5/1	78/0.97	87/14.5	91.5/41	84/35.5	80.75/31	85.3/50	113.987
26	108	Ellie Pecor Rince Na Tiarna : Mid Atlantic Region, USA	90/7	82/15.5	77/1	78.5/0.99	86/12.5	91/43	85.25/1	79/24.5	89/65	81.2/24.5	112.494
27	238	Dearbhla Clawson Ferry Academy : Cuige Uladh, Eire	91.5/25	80.25/6	87.5/33.5	80.5/1	85/6	90.5/39.34	85.5/1	82/30.5	77/21	81/21.5	110.000
28	144	Maria Mannion McLaughlin : Scotland	88/0.99	88/39	84/20.5	85/25	81/0.99	84.25/1	87.25/18	78/19	79.25/24	81.8/32	107.487
29	114	Orla Greene Hession : Cuige Chonnacht, Eire	92/30	86.75/33	89.5/46	87/34.5	87/22	81/0.99	86/5.5	76/2.37	80.5/30	76.5/0.99	106.347
30	102	Addison McAvoy Blackbird Academy : Mid America Region, USA	89/1	82.25/17	89/42	86.7/32	88.25/31	83.25/1	85.75/1.5	74/0.99	80.25/29	80.6/15.5	97.992

Oireachtas Rince na Cruinne 2022

Result for Qualifying Competition 30B : Girls 13 - 14 - B

Number entered: 93 : Number danced: 88 : Number Recalled: 47 : IP = Irish Points (Grid Score) : * Total excludes High and Low scores : FTC = Failed To Complete

			ROUND 1					ROUND 2					
			Bernadette Chaney	Kimberley Lancaster	Conleth Mullan	Patrick J. O'Hare	Jackie O'Leary-Fanning	Christine Ayres	David Daly	Bernard Hynes	Edward J. Murphy	Attracta Quinn	
Rank	Entry	Name	Mark/IP	Mark/IP	Mark/IP	Mark/IP	Mark/IP	Mark/IP	Mark/IP	Mark/IP	Mark/IP	TOTAL IP *	
31	178	Harper Good Lavin-Cassidy : Mid America Region, USA	89.5/2.5	85/27	81/8.5	87/34.5	81.5/1	84.4/1	85.3/1	87/50	82.25/37	81/21.5	97.498
32	140	Delaney Kavanaugh Brady Academy : New England Region, USA	84/0.97	86/29.5	77/1	88/41	80/0.98	87.75/19	87.5/19	78/19	79.5/25	81.7/31	94.473
33	186	Josephine Mallen Kelly Hendry : North East Region, England	89/1	81/10	83/16.5	81.5/7	88.5/32.5	89/28.5	86.9/15	76/2.37	75.25/16	82.2/35	93.000
34	128	Abigail Schaub Short : Mid Atlantic Region, USA	89.5/2.5	83.25/21	84.5/22.5	85.7/28	91/48.5	86.25/8	86.25/10	75/1	88/60	76.25/0.99	90.493
35	182	Tilly Brown Trainor : Southern Region, England	93/38	73/0.98	89.5/46	80.5/1	88.75/34.5	90.4/37	84.5/0.99	73/0.98	73.75/9	73.75/0.98	84.460
36	156	Sienna skehill Celtic Hearts : Southern Region, England	89.5/2.5	77/1	90/51.5	83.5/17	86.25/16.5	86.8/12.5	90.75/37	76/2.37	81.25/33	74.75/0.98	83.862
37	232	Iona Darby O'Reilly Bransfield : Cuige Laighean, Eire	90/7	89/46	86/27.5	80.2/1	87/22	83.75/1	88/23	78/19	72/1	79.75/4	80.499
38	262	Shauna Brett Flynn O'Kane Academy : Cuige Mumhan, Eire	94.25/58	89.5/53	70/0.98	75/0.97	87/22	89/28.5	83.75/0.99	76/2.37	67.5/0.98	77/0.99	80.312
39	170	Sylvia Mickels Harney Pender Keady Academy : New England Region, USA	90.5/14.5	68/0.97	73/0.99	87.5/37	81.75/1	85.3/5	88.75/26	77/10.5	79.75/26	81.9/33	78.978
40	284	Isla Morrison Grace Kennedy : North West Region, England	92.5/34.5	85.5/28	83.5/18.5	85.3/26	87/22	82.5/0.99	80.75/0.98	74/0.99	69.75/0.99	76.75/0.99	78.957
41	204	Teagan Giroux McLaughlin : Scotland	90.5/14.5	87.5/37	86.5/29.5	82.2/12	81/0.99	85/2	89.75/33	78/19	69.85/0.99	77.25/0.99	77.990
42	162	Anna Sophia Harris Walsh Kelley : Southern Region, USA	88/0.99	74/0.98	91/65	90/60	84/1.6	79.9/0.98	86/5.5	81/28	68.25/0.99	74.5/0.98	70.043
43	258	Aurora Murray Connick School : Southern Region, USA	87/0.98	75.75/0.99	78/1	84.4/21	81/0.99	90/31	89/28.5	82/30.5	73.5/8	73.5/0.97	69.972
44	240	Ebony Nasim Caroline Greene School : Scotland	92.25/32.5	88.5/41	79.5/2.5	84.9/24	79/0.98	80.5/0.98	83/0.99	74/0.99	83/40	80.1/6.5	67.465
45	198	Annabel Jalcovik Hughes-Farrelly : Mid America Region, USA	91.25/23	83/20	69/0.98	78.9/0.99	81/0.99	87.8/20	86.5/11.5	83/33.5	74.45/12	78.5/1	65.474

Oireachtas Rince na Cruinne 2022

Result for Qualifying Competition 30B : Girls 13 - 14 - B

Number entered: 93 : Number danced: 88 : Number Recalled: 47 : IP = Irish Points (Grid Score) : * Total excludes High and Low scores : FTC = Failed To Complete

			ROUND 1					ROUND 2					
			Bernadette Chaney	Kimberley Lancaster	Conleth Mullan	Patrick J. O'Hare	Jackie O'Leary-Fanning	Christine Ayres	David Daly	Bernard Hynes	Edward J. Murphy	Attracta Quinn	
Rank	Entry	Name	Mark/IP	Mark/IP	Mark/IP	Mark/IP	Mark/IP	Mark/IP	Mark/IP	Mark/IP	Mark/IP	TOTAL IP *	
46	192	Orlaith Lyons McQuade : Scotland	89.5/2.5	87/34.5	68/0.98	81.3/6	88/28.5	86.7/10	89.25/31	76/2.37	73.45/7	80.3/10.5	64.500
47	200	Ciara Harford Flynn O'Kane Academy : Cuige Mumhan, Eire	91.75/27.5	78.75/1	80.5/6.5	79.3/0.99	86/12.5	88.1/23	89.5/32	77/10.5	73.35/6	75.5/0.98	59.499
48	228	Cinta Devlin McGrath : ACT, Australia	87/0.98	70/0.97	85/24.5	84.2/20	81/0.99	84.75/1	94/60	80/26.5	73/4	80/5	57.467
49	220	Gianna Nieman The Academy : Mid America and Western Australia	91/20.5	80.5/7	83.5/18.5	80.9/1.5	87/22	86.5/9	83/0.99	77.5/14	67/0.98	75/0.98	56.959
50	224	Lois Cameron Loughran : North West Region, England	86/0.98	73.5/0.98	78.5/1	78.3/0.99	84/1.6	89.5/30	89/28.5	78/19	71/1	79.5/3	53.460
51	272	Ava Atkins Glendarragh : Midlands Region, England/Wales	93.25/42	80.75/8	82/12.5	75.7/0.98	87/22	81.75/0.99	86/5.5	74/0.99	75.5/17	75.5/0.98	49.970
52	216	Grace Cottington Donna Griffin Academy : Southern Region, England	88/0.99	75.5/0.99	83/16.5	78/0.98	85.5/9	88/21.5	81/0.98	74/0.99	75/15	83/41	48.456
53	168	Emma Phoebe Moran McNulty : Mid America Region, USA	84/0.97	75/0.99	65/0.97	77.5/0.98	75/0.97	90.5/39.34	85.5/1	77/10.5	64.5/0.97	82/34	48.411
54	158	Chelsea O'Connor Rea O'Connor Kennedy : Western Region, USA	85/0.97	80/5	67/0.98	78.5/0.99	89.75/38	90.1/32.5	87/16.5	74/0.99	73.25/5	80.8/19	47.457
55	276	Ellery Neely The Academy : Mid America and Western Australia	87/0.98	79.25/2	63.5/0.97	84.7/23	89/36	88/21.5	80.5/0.98	73/0.98	76/19	77.5/1	46.945
56	236	Mollie Lahiffe Scoil Uí Ruairc : Cuige Mumhan, Eire	90.25/11.5	74.5/0.99	85.5/26	80.7/1	90.25/41	84/1	84/0.99	75/1	78/22	79.25/2	42.488
57	172	Isabella Divietro Fisher-McLeod : Western Region, USA	86/0.98	76/0.99	78/1	84.5/22	78/0.97	87.1/16	86.1/9	76/2.37	80.15/28	80.5/13.5	41.460
58	214	Caoimhe Dalton Greene Ryan-Cummins Academy : Cuige Mumhan, Eire	90.25/11.5	74.5/0.99	71/0.99	87.9/39	86.25/16.5	80/0.98	80/0.97	77/10.5	85/45	78.5/1	41.458
59	196	Charley Finlay Murray Academy : New England Region, USA	91.5/25	72.5/0.98	63/0.97	74.9/0.97	79/0.98	87.3/18	85.75/1.5	78/19	75.75/18	71.75/0.97	40.413
60	266	Tori Gallagher McNelis Cunningham : Cuige Uladh, Eire	87/0.98	88.75/43	74.5/0.99	77/0.98	86/12.5	81/0.99	87/16.5	76.5/7	70.25/0.99	80.3/10.5	32.958

Oireachtas Rince na Cruinne 2022

Result for Qualifying Competition 30B : Girls 13 - 14 - B

Number entered: 93 : Number danced: 88 : Number Recalled: 47 : IP = Irish Points (Grid Score) : * Total excludes High and Low scores : FTC = Failed To Complete

			ROUND 1					ROUND 2					
			Bernadette Chaney	Kimberley Lancaster	Conleth Mullan	Patrick J. O'Hare	Jackie O'Leary-Fanning	Christine Ayres	David Daly	Bernard Hynes	Edward J. Murphy	Attracta Quinn	
Rank	Entry	Name	Mark/IP	Mark/IP	Mark/IP	Mark/IP	Mark/IP	Mark/IP	Mark/IP	Mark/IP	Mark/IP	TOTAL IP *	
61	282	Mary Claire Michalec Trinity Academy : Mid America Region, USA	91.5/25	81/10	81.5/10.5	81.9/9	81/0.99	82/0.99	86/5.5	73/0.98	70.5/1	77.25/0.99	32.469
62	160	Julia Hannon McNulty : Mid America Region, USA	88.5/1	79/1	62/0.97	78/0.98	80/0.98	83.3/1	88.25/24	76/2.37	66.25/0.98	81.5/28.5	30.305
63	208	Inge Schultz Celtic Steps : Western Region, USA	91.75/27.5	76.5/0.99	70.5/0.98	79.9/1	80/0.98	81/0.99	89.1/30	79/24.5	64.75/0.97	71.5/0.97	29.413
64	250	Avery Condon Harney Pender Keady Academy : New England Region, USA	84/0.97	82.5/18	80/4.5	81.1/5	80/0.98	87/14.5	84.5/0.99	78/19	64/0.97	77.75/1	26.962
65	116	Jillian Morgan MHA : Eastern Region, Canada	91/20.5	87.75/38	77.5/1	78/0.98	83/1	79.8/0.98	79.25/0.97	70/0.97	66.75/0.98	77.75/1	25.409
66	152	Julia Watychowicz Trinity Academy : Mid America Region, USA	87/0.98	74/0.98	70/0.98	81/3.5	81/0.99	83.8/1	87.75/20	82/30.5	68.75/0.99	75.25/0.98	24.926
67	106	Lynne Clarke Fiona Gallagher : Cuige Laighean, Eire	90/7	76.25/0.99	86/27.5	80/1	84/1.6	79.25/0.98	82.75/0.98	73/0.98	74.5/13	80.7/17.5	24.545
68	126	Sorcha Hogan Kilkenny : Netherlands	88/0.99	81/10	80.5/6.5	82.7/14	79/0.98	78.2/0.97	82.5/0.98	74/0.99	72.5/3	80.9/20	22.447
69	254	Simone Occhino Triggle Academy : Southern Region, USA	89/1	79.75/4	88.5/38.5	81.7/8	85/6	79/0.98	84.75/1	75/1	69.5/0.99	76/0.99	20.958
70	286	Aislinn Reiher Legacy Irish Dance Academy : Southern Region, USA	90.75/17	70.5/0.97	72.5/0.99	82/10.5	85/6	79.75/0.98	77/0.97	70/0.97	71.25/1	76.25/0.99	20.406
71	190	Emma Cunningham Doherty Petri : USA and Ireland	89/1	78.5/1	76.5/1	74.5/0.97	87/22	86.8/12.5	86.75/13.5	73/0.98	64.25/0.97	74.25/0.98	17.431
72	184	Nora Green Lavin-Cassidy : Mid America Region, USA	85/0.97	68/0.97	76/1	74/0.97	86/12.5	82.8/0.99	81.75/0.98	80/26.5	62.75/0.97	80.25/9	13.889
73	252	Chloe Bugbee Ceim Oir : Southern Region, England	90/7	72.75/0.98	87/31.5	78.7/0.99	80/0.98	88.5/24	83.5/0.99	74/0.99	66/0.98	78.75/1	11.931
74	260	Lauren Collier Ni Chearra-O'Baolain : Cuige Uladh, Eire	89/1	71.5/0.98	89/42	79.7/1	84/1.6	83/1	86/5.5	76/2.37	65.5/0.98	73/0.97	7.911
75	242	Ella Rochford Siobhan McDonnell : Cuige Chonnacht, Eire	89/1	78.25/1	82.5/14.5	78/0.98	84/1.6	85/2	84.5/0.99	74/0.99	74/10	78.25/1	7.577

Oireachtas Rince na Cruinne 2022

Result for Qualifying Competition 30B : Girls 13 - 14 - B

Number entered: 93 : Number danced: 88 : Number Recalled: 47 : IP = Irish Points (Grid Score) : * Total excludes High and Low scores : FTC = Failed To Complete

			ROUND 1					ROUND 2					
			Bernadette Chaney	Kimberley Lancaster	Conleth Mullan	Patrick J. O'Hare	Jackie O'Leary-Fanning	Christine Ayres	David Daly	Bernard Hynes	Edward J. Murphy	Attracta Quinn	
Rank	Entry	Name	Mark/IP	Mark/IP	Mark/IP	Mark/IP	Mark/IP	Mark/IP	Mark/IP	Mark/IP	Mark/IP	TOTAL IP *	
76	278	Natalie Petkovich Brosnan Academy : New South Wales, Australia	88/0.99	73.25/0.98	71/0.99	80.9/1.5	79/0.98	76/0.97	79.25/0.97	76/2.37	63/0.97	80.4/12	7.238
77	194	Catherine Carey Cosceol : Cuige Uladh, Eire	88.5/1	77.5/1	72/0.99	85.5/27	83/1	81.7/0.99	83.9/0.99	76/2.37	71.6/1	76/0.99	5.948
78	148	Rory Kipp McGrath Morgan Academy : Southern Region, USA	86/0.98	82/15.5	79/1	79/0.99	82/1	78/0.97	81.75/0.98	74/0.99	72.25/1.5	77/0.99	5.928
79	146	Natalie Dreyfuss Francis & Mauriello : Mid Atlantic Region, USA	87/0.98	78/1	60/0.97	83/15	79/0.98	80.1/0.98	84/0.99	75/1	69.25/0.99	80.7/17.5	5.911
80	174	Ava Carroll Scoil Rince Saoirse : Mid Atlantic Region, USA	89/1	70/0.97	75/0.99	76/0.98	80.75/0.99	81.7/0.99	85.25/1	70/0.97	67.25/0.98	77.5/1	5.900
81	244	Bridget Walsh Glendarragh : Midlands Region, England/Wales	86/0.98	77.5/1	77.5/1	79/0.99	83/1	77.5/0.97	80.25/0.97	71/0.97	70.75/1	72/0.97	5.882
82	138	Claire Pouliot The Academy : Mid America and Western Australia	82/0.97	68/0.97	61/0.97	80/1	88/28.5	85/2	85/1	74/0.99	63.25/0.97	73.25/0.97	5.868
83	212	Niamh Kernan Leneghan : Mid America Region, USA	85/0.97	70/0.97	71.5/0.99	74.3/0.97	80/0.98	73/0.97	85/1	71/0.97	70/0.99	79/1	5.865
84	142	Caitlin Linehan McGough Academy : Mid Atlantic Region, USA	83/0.97	72/0.98	60/0.97	75/0.97	79/0.98	80.25/0.98	82.25/0.98	74/0.99	72.25/1.5	72.75/0.97	5.844
85	268	Avery Winters Hooley School : Mid Atlantic Region, USA	83/0.97	77.25/1	69.5/0.98	78/0.98	79/0.98	78/0.97	78/0.97	73/0.98	68.5/0.99	72.5/0.97	5.836
86	246	Addie Thiel Cashel Academy : Mid America Region, USA	85/0.97	72.5/0.98	64/0.97	73.5/0.97	78/0.97	75/0.97	80/0.97	73/0.98	68/0.99	76.2/0.99	5.827
87	264	Ana Gheorghe STEYsha School : Romania	88/0.99	76.75/1	60/0.97	72/0.97	79/0.98	75/0.97	79/0.97	70/0.97	66.5/0.98	68/0.97	5.813
88	218	Olivia Barton O'Connor-Barton/ Bailey-Murray Irish Dance : United Arab Emirates	86/0.98	71/0.97	68.5/0.98	73/0.97	76/0.97	78/0.97	77/0.97	72/0.97	65/0.97	78/1	5.813