

Oireachtas Rince na Cruinne 2022

Results for Competition 21 : Senior Ladies over 23



Round 1

Ann Ash
Noelle Curran

Melissa Convery-Masterson
Isabella Fogarty

Marnie O'Callaghan-Maple

Round 2

Anne Blair
Patricia Kennelly

Lisa Delaney
Angela McDonagh

James A.M. Smith

Round 3

Bernie Curley
Bill Maple


Michael Donnellan
Stephen McAteer

Barbara Slater

Oireachtas Rince na Cruinne 2022

Final Result for Competition 21 : Senior Ladies over 23



Notes: MW = World Medal winner : R = Recaller : Score = Judges marks : IP = Irish Points (Grid Score) : FTC = Failed To Complete : * All Totals exclude High and Low scores

				Ann Ash	Melissa Convery-Masterson	Noelle Curran	Isabella Fogarty	Marnie O'Callaghan-Maple	1st Round Total (IP) *	Anne Blair	Lisa Delaney	Patricia Kennedy	Angela McDonagh	James A.M. Smith	2nd Round total (IP) *	Bernie Curley	Michael Donnellan	Bill Maple	Stephen McAteer	Barbara Slater	3rd Round Total (IP) *	TOTAL IP *	
Card	Position @ recall	Final Place	Name/School	Status	ROUND 1 : Score/IP					ROUND 2 : Score/IP					ROUND 3 : Score/IP								
246	(1)	1	Ciara Loughran Doherty Petri : USA and Ireland	MW	96.75/100	94/70	94.7/65	97/87.5	89.75/75	232.5	89.5/70	84.25/53	91/100	97/100	93/100	270	94/100	90/75	92/65	94.5/56	92/100	240	742.5
213	(3)	2	Mackenzie Mahler Blakey O'Brien : Western Region, Canada	MW	96.5/75	95/100	95/100	96/65	74.75/0.98	240	73.75/0.97	90/75	82.75/33	92.75/27	89/56	116	93.75/75	92/100	90/60	97.5/100	91/75	250	606
169	(2)	3	Mackenzie Cross Watt : Western Region, Canada	MW	96/60	94/70	92.4/26	95.5/60	86.25/38	158	90/100	92/100	88.5/65	96.5/75	90/60	240	93/60	86/60	93/75	96.5/75	88.5/65	200	598
201	(4)	4	Laura Davidson Sharon Taylor : Scotland	MW	93.9/33.5	92.75/53	92.85/34	95/54.5	88.5/56	141.5	79.25/1	83.5/43	88/60	96/65	83.25/19.5	122.5	90.5/47	85.75/53	80.25/22.5	75/4.5	87.5/60	122.5	386.5
198	(5)	5	Dara McAleer The Academy : Mid America and Western Australia	MW	94.4/39	88.2/16	94.5/60	97/87.5	90/100	186.5	79.5/2	80/26.5	86.5/50	88/0.99	85/32	60.5	90/41	82.5/35	94/100	92/50	82.85/24	126	373
223	(13)	6	Ellie Arthurs McGahan Lees : Southern Region, England	MW	92.4/17	89.4/29	91.8/18	90/36.5	87.5/45	83.5	81.5/23	85/60	72.75/1	95.25/50	85.75/35.5	108.5	91/50	83.5/38	86/53	74/3	86.5/50	138	330
253	(9)	7	Caprice Carter AMDC : Southern Region, England	MW	96.25/65	92.2/47	93.6/47	87.7/24	83.8/27	121	83.5/36	78.5/22	84/36	94.25/39	82.75/9	94	84.25/12	82/34	84.5/45	89.5/38	85.5/42	114	329
240	(7)	8	Shakaela Carroll Claddagh Academy : Southern Region, England	MW	95.4/50	90/36	93.25/41	93/46	88.25/53	137	82.25/29	80.75/33.5	81/26	93.75/34.5	81.75/0.99	88.5	92.5/56	72/3.5	82.75/34	89/37	83.5/29.5	100.5	326
230	(6)	9	Sarah Gallagher Doherty Petri : USA and Ireland	MW	94.3/38	93/56	92.5/28	95/54.5	80.75/8.5	120.5	80.9/17.5	83.25/41	81.5/28	94.5/42	86.25/41	110	88/30	75/12	84/41	85.5/30.5	83/25.5	86	316.5
119	(12)	10	Megan Margaret Daly Mullane Godley : Mid America Region, USA	MW	93.5/29	92.5/50	92.7/31	90/36.5	81/10.5	96.5	82.75/33	82/38	79.25/18	94.1/38	85/32	103	93.5/65	73/7	83.25/36	95.5/65	81.25/13	114	313.5
211	(16)	11	Sarah Robinson McBrearty : New South Wales, Australia	MW	95.25/47	90.3/39	92.1/21	84.6/5	77.75/0.99	65	89/60	84.5/56	78.25/15	92.5/26	86/38	120	90.1/43	85.45/48.5	83.8/39	90/41	85/38	123	308
155	(15)	12	Bailey Quigley Inishfree : Southern Region, USA	MW	91.75/9	90.1/38	93.7/50	88.8/28.5	84.5/30	96.5	89.5/70	80.25/29.5	73.5/1	94.5/42	83.25/19.5	91	89.25/35	84.5/41	85.5/50	77.5/10	84.5/35	111	298.5
222	(8)	13	Chloe Taylor Mulvenna Academy : Cuige Uladh, Eire	MW	93.9/33.5	91/41	93.2/39	87.3/21.5	82.8/22	94.5	86/45	80.25/29.5	87/53	93.5/32	88/51.5	128.5	87.1/25	79.25/25	81.2/27	82/23	82.15/20	73	296
199	(10)	14	Shannon Morrissey Ceim Oir : Southern Region, England	MW	95/45	89.9/34	92.6/29	91/39	83.25/24	102	77/0.99	85.5/65	72.5/0.99	95.75/56	88/51.5	108.49	87.5/27	80.5/29.5	79.5/19	75.5/6	86.5/50	75.5	285.99
212	(17)	15	Alannah Kinsella Kidd : Midlands Region, England/Wales	MW	91.6/7.5	86.8/6	94.4/56	91.2/41	89/65	104.5	76.5/0.99	83.75/46	72.25/0.99	94/36.5	86/38	75.49	86.25/20.5	84/39	81.25/28	88.5/36	87/56	103	282.99
204	(19)	16	Rochelle Hoffmann Blakey : Western Region, Canada	MW	93.95/35	88.8/19	93.3/43	85.1/9	78.5/0.99	63	83/34	81.25/37	83.5/35	89.25/2	85/32	101	89.35/36	85.45/48.5	82.5/32.5	91.5/47	84/31.5	115.5	279.5
247	(11)	17	Niamh Patterson O'Neill Blake : Cuige Laighean, Eire	MW	93.8/31.5	92.1/45	91.75/17	88.8/28.5	84.9/32	92	85/41	69.25/0.99	76.5/12	95.9/60	92/65	113	86/19	81/31	78/15	85/27	81.5/14.5	61	266
170	(26)	18	Meaghan O'Brien DeNogla Academy : Mid Atlantic Region, USA	MW	91.6/7.5	90/36	92.8/33	93/46	86.75/39	108	80/7	79.5/25	75.25/7	89/1	83/14.5	28.5	89.75/39	82.75/36	83/35	78.5/12	84.75/36.5	107.5	244
115	(21)	19	Cassidy Luebbers Holly & Kavanagh : Cuige Laighean, Eire	MW	94/36	93.75/60	93/37	88/25	85/33	106	80.4/11.5	67.25/0.99	81.75/29	93.5/32	83/14.5	55	88.5/32	77.75/21	83.5/37	80.5/17	77/1	70	231

Oireachtas Rince na Cruinne 2022

Final Result for Competition 21 : Senior Ladies over 23



Notes: MW = World Medal winner : R = Recaller : Score = Judges marks : IP = Irish Points (Grid Score) : FTC = Failed To Complete : * All Totals exclude High and Low scores

																																									
				Ann Ash		Melissa Convery-Masterson		Noelle Curran		Isabella Fogarty		Marnie O'Callaghan-Maple		1st Round Total (IP) *		Anne Blair		Lisa Delaney		Patricia Kennedy		Angela McDonagh		James A.M. Smith		2nd Round total (IP) *		Bernie Curley		Michael Donnellan		Bill Maple		Stephen McAteer		Barbara Slater		3rd Round Total (IP) *		TOTAL IP *	
Card	Position @ recall	Final Place	Name/School	Status	ROUND 1 : Score/IP					ROUND 2 : Score/IP					ROUND 3 : Score/IP																										
132	(20)	20(T)	Lauren Beadle Harney Pender Keady Academy : New England Region, USA	MW	92.5/18.5	89.6/32.5	90.7/7	94/50	85.75/36	87	82.1/28	77.75/19	74.5/5	92.9/28	84.25/28	75	83.75/8	84.75/43	81/26	83/24	82/18	68	230																		
157	(27)	20(T)	Lucy Gormally The Duffy Travis King Academy : North West Region, England	MW	92.25/16	86.2/1	91.4/13	87.2/19	84.25/29	48	81.6/24.5	74.75/11	86.25/47	93.75/34.5	84.25/28	87	85.1/16	77/19	84.25/43	87.5/34	85.5/42	95	230																		
159	(23)	22	Erika Cocco Penk-O'Donnell : Western Region, Canada	R	94.75/43	89.3/26	92.3/24	84/1	85.5/35	85	83.75/37	84/50	75.75/9	89.75/6	83.25/19.5	65.5	82.75/3	77.5/20	84.75/47	80.75/18.5	82.75/22.5	61	211.5																		
140	(18)	23	Nicole Robinson McBrearty : New South Wales, Australia	R	90.75/1	89.6/32.5	91.7/16	87.3/21.5	81.5/15	52.5	86.25/47	83.75/46	82.25/31	95.5/53	82/1.3	124	84.75/14	76/14	73.5/5	72/1	83.25/28	33	209.5																		
131	(14)	24	Jessica Starrs Masterson : Midlands Region, England/Wales	R	89.75/0.99	89.25/25	89.5/0.99	89/31.5	85.25/34	57.49	86.5/50	75.25/13	90/75	94/36.5	87.75/47	133.5	84/10	70/1	71/1	84.5/26	79/5	16	206.99																		
133	(29)	25	Katelyn Dunn Doherty Petri : USA and Ireland	R	90.25/1	90/36	91/10	87/18	84/28	56	73/0.97	78.25/21	86/45	93.5/32	83/14.5	67.5	84.5/13	73/7	82.5/32.5	85.5/30.5	85.85/45	76	199.5																		
129	(25)	26	Lauren Dowsett O'Connor : Victoria, Australia	R	93.25/27	89.5/31	87.5/0.98	92/43	83/23	81	82.3/30	80/26.5	74.25/3.5	89/1	85/32	60	89/34	76.25/15	74/6	87/33	80.5/9.5	57.5	198.5																		
151	(31)	27	Esther Van Der Burg Kilkenny : Netherlands	Aisling	94.5/41	88.9/20	92/20	77.8/0.97	81.1/12	52	80.9/17.5	71.75/4	80.75/25	88/0.99	85/32	46.5	86.75/23	81.5/32.5	82.25/31	88/35	85.25/39	98.5	197																		
167	(52)	28	Alanna Chaumont Walton : New South Wales, Australia	R	90.5/1	86.4/3	93.1/38	90.5/38	78.75/0.99	42	74.25/0.98	73/7.5	72/0.99	84.75/0.98	82.5/5.5	7.47	89.5/37	87/65	88/56	93/53	83.5/29.5	146	195.47																		
192	(42)	29	Ciara Stobbie The Academy : Mid America and Western Australia	R	94.25/37	83.9/0.98	94/53	87.3/21.5	74.5/0.98	59.48	75.5/0.98	70.5/1	85.5/43	90/8.5	80.5/0.98	10.48	88.75/33	83/37	83.75/38	90.25/43	80.75/11	108	177.96																		
205	(22)	30	Niamh Anderson Mulvenna Academy : Cuige Uladh, Eire	R	95.5/53	89.35/27.5	92.95/36	87.3/21.5	83.5/25	88.5	87/53	69.5/1	80/21	95.1/47	81/0.98	69	84/10	73/7	71/1	71.5/1	81.75/16	18	175.49																		
191	(36)	31	Anna McDonald Inishfree : Southern Region, USA	R	93.2/26	89/21	92.75/32	85.1/9	83.75/26	73	79.75/4	73/7.5	73/1	84/0.98	82.5/5.5	10.5	88.25/31	85.85/56	80.75/25	85.25/28.5	77.25/1	84.5	168																		
234	(28)	32	Madeleine Iassogna Drake : Southern Region, USA	R	95.75/56	85.22/0.99	92.35/25	88.7/26.5	88.75/60	107.5	82.5/32	70/1	78.5/16	87/0.99	80.5/0.98	17.99	85/15	71/2	80.5/24	79.5/14	80.5/9.5	38.5	163.99																		
109	(24)	33	Emily Snell McTeggart : Western Region, USA	R	88/0.98	88.75/18	92.9/35	84.2/3	86/37	56	85.5/43	79.25/24	84.5/38	90.25/11	84.25/28	90	82/1	70.5/1	76.75/13	89.75/39	78/3	17	163																		
143	(43)	34	Shannon Kennedy Kavanagh : Western Australia	R	86.75/0.98	86.2/1	89.75/0.99	84.7/6	80.25/5	6.99	81.3/21.5	77/17	72/0.99	92/23	92.25/75	61.5	87.25/26	80.5/29.5	76.5/12	95/60	84.25/34	89.5	157.99																		
225	(38)	35	Brynna McVittie Goggin-Carroll : Eastern Region, Canada	R	92/13.5	86/1	92.25/23	83.8/1	87.75/47	37.5	77.25/0.99	80.5/31.5	79/17	88.25/1	84/25.5	43.5	87/24	74.5/11	80/21	86/32	84/31.5	76.5	157.49																		
134	(33)	36	Chloe Peirce Scoil Ard Rince : Queensland, Australia	R	91.25/3.5	88.6/17	90.1/1	86.75/16	79.5/1	20.5	84.5/39	66.5/0.98	81.25/27	90.1/10	86/38	75	83.25/5	79/24	82/30	81.5/22	81.5/14.5	60.5	156																		
226	(32)	37	Ciara Gallagher Boyle : Scotland	R	91.9/12	91.75/43	93.5/45	83.6/1	76/0.99	56	88/56	83/39	69.5/0.98	85.25/0.98	81.5/0.99	40.97	91.5/53	80/27	76/11	80/15	81/12	54	150.97																		
184	(49)	38	Karaleigh Irene Desmond Kennedy Academy : New England Region, USA	R	89.3/0.99	82.1/0.97	90.6/6	83/0.99	81.5/15	7.98	81/19	72/5	68/0.97	92.25/25	83.75/23	47	89.6/38	81.5/32.5	81.75/29	85.25/28.5	78.5/4	90	144.98																		

Oireachtas Rince na Cruinne 2022

Final Result for Competition 21 : Senior Ladies over 23


Notes: MW = World Medal winner : R = Recaller : Score = Judges marks : IP = Irish Points (Grid Score) : FTC = Failed To Complete : * All Totals exclude High and Low scores

																																							
		Ann Ash		Melissa Convery-Masterson		Noelle Curran		Isabella Fogarty		Marnie O'Callaghan-Maple		1st Round Total (IP) *		Anne Blair		Lisa Delaney		Patricia Kennedy		Angela McDonagh		James A.M. Smith		2nd Round total (IP) *		Bernie Curley		Michael Donnellan		Bill Maple		Stephen McAteer		Barbara Slater		3rd Round Total (IP) *		TOTAL IP *	
Card	Position @ recall	Final Place	Name/School	Status	ROUND 1 : Score/IP					ROUND 2 : Score/IP					ROUND 3 : Score/IP																								
178	(37)	39	Kennedy McGill Holly & Kavanagh : Cuige Laighean, Eire	R	92.75/22	88/14.5	90.3/1	88.9/30	82.5/19.5	56	80.1/8	76/15	70/0.98	93/29	82.25/4	27	86.25/20.5	76.45/16	80.25/22.5	76.5/8	86.5/50	59	142																
179	(46)	40	Ginny Hoyt O'Connor Hession : Cuige Chonnacht, Eire	R	92.6/20	89.35/27.5	89.5/0.99	89.6/34	73.25/0.98	48.49	78/0.99	75/12	69.25/0.98	95/45	82/1.3	14.29	90.25/45	76.65/18	79/17.5	84/25	84.15/33	76	138.78																
200	(44)	41	Meaghan Kilmartin Short : Eastern Region, Canada	R	91.8/10.5	89.45/30	90.4/2	84.2/3	88/50	43.5	80.25/9	77.5/18	73.5/1	85/0.98	83/14.5	24.5	87.85/29	85.3/45	79.75/20	80.75/18.5	79.5/6.5	67.5	135.5																
141	(34)	42	Shannon Scott Cleary : Western Region, USA	R	89.25/0.99	85/0.98	92.2/22	78.4/0.98	87.25/43	23.97	80.3/10	79/23	87.5/56	89.5/3.5	85.75/35.5	68.5	83.35/6	78.85/23	77/14	75/4.5	83.15/27	43	135.47																
137	(30)	43	Amy Frances Chestnutt Sharon Taylor : Scotland	R	87.25/0.98	87.9/13	91.2/11	80.3/0.98	81.25/13	24.98	83.25/35	80.1/28	82.5/32	91.25/18.5	82/1.3	78.5	82.5/2	74/9.5	74.5/8	79/13	82.75/22.5	30.5	133.98																
245	(48)	44	Marijana Dugandzic De Danaan : Western Region, Canada	R	91.8/10.5	84.7/0.98	92.65/30	89/31.5	80.25/5	45.5	81.6/24.5	73.5/9	69.75/0.98	86.8/0.99	82/1.3	11.29	86.5/22	76.5/17	79/17.5	91/45	84.75/36.5	76	132.79																
120	(47)	45	Keara Heckmann O'Connor Irish Dance : Western Region, Canada	R	91/2	87.25/11	88.5/0.98	85.3/11	80.5/7	20	79.9/5.5	80.75/33.5	84.75/39	86.75/0.99	81/0.98	39.99	83.5/7	80.25/28	73/4	81/20.5	83/25.5	53	112.99																
236	(39)	46	Kylie Paliani Goggin-Carroll : Eastern Region, Canada	R	93.3/28	86.9/7.5	90.45/3	86.3/14	76.75/0.99	24.5	80.8/16	81/35.5	78/14	91.75/21	80.75/0.98	51	83/4	72.75/5	75/9	81/20.5	82/18	32	107.5																
139	(41)	47	Keelin Lynch-Oliver Phoenix : North West Region, England	R	87.75/0.98	85.9/1	90.9/9	88.7/26.5	87/41	36.5	78.8/1	70.25/1	79.75/20	90.5/13	83.25/19.5	33.5	84/10	78.5/22	71.5/1	76/7	82/18	35	104.99																
202	(40)	48	Agostina Reati Hession : Argentina	R	92.2/15	87.7/12	86.25/0.97	83.6/1	78.25/0.99	13.99	80.5/13	80.5/31.5	75.5/8	91/16	87.5/45	60.5	87.75/28	74/9.5	78.5/16	71/1	76.5/1	26.5	100.99																
188	(35)	49	Stephanie Andrews Realta : Cuige Uladh, Eire	R	92.9/23	86.9/7.5	89.75/0.99	89.1/33	81.9/17	47.5	78.75/1	66/0.98	80.25/22.5	90.5/13	83.75/23	36.5	80/1	75.65/13	72.25/3	73/2	77.5/2	7	91																
237	(45)	50	Riognach Brogan Doherty Petri : USA and Ireland	R	91.4/5	89.2/23	89.9/0.99	83/0.99	76.5/0.99	6.98	81.75/26	67/0.98	83/34	93.25/30	81.75/0.99	56.99	81/1	70/1	75.5/10	78/11	82.5/21	22	85.97																
138	(51)	51	Natalie Chorzel Dowds Irish Dance Academy : Mid America Region, USA	R	85.5/0.97	85.4/0.99	88/0.98	85.1/9	80.75/8.5	10.47	80.4/11.5	67.5/0.99	85/41	90.5/13	83/14.5	39	85.5/18	79.5/26	74.25/7	77/9	79.5/6.5	34	83.47																
118	(50)	52	Amy Ellis Ceim Oir : Southern Region, England	R	87.5/0.98	85.8/1	90.8/8	83.2/0.99	70/0.97	2.96	75.75/0.98	72.5/6	82/30	91.25/18.5	84/25.5	50	85.25/17	72/3.5	72/2	80.25/16	80/8	27.5	80.46																
189	(53)	53	Mairead Dougherty O'Shea-Chaplin : New England Region, USA		92.7/21	84/0.98	91.9/19	83.3/0.99	82.75/21	40.99	74.75/0.98	71/2	67/0.97	88.75/1	86.5/43	3.98							44.97																
229	(54)	54	Jenna McRae O'Shaughnessy Academy : Western Region, USA		93.8/31.5	85.1/0.99	92.45/27	79.4/0.98	77.5/0.99	28.98	80.6/14	75.5/14	71.75/0.99	84.5/0.98	81.5/0.99	15.98							44.95																
241	(55)	55	Colleen McCarthy Harney Pender Keady Academy : New England Region, USA		91.25/3.5	85.31/0.99	94.8/75	86.2/13	79.75/1	17.5	79.1/1	65/0.98	76.25/11	90.75/15	83.75/23	27							44.5																
163	(56)	56	Riley McKeon Kavanagh Porter Academy : USA & Ireland		88.75/0.98	87/9.5	91.6/15	86.9/17	81/10.5	35	79/1	78/20	71.5/0.99	83/0.98	82/1.3	3.28							38.28																
122	(57)	57	Nicole Jaconetty O'Hara : Mid America Region, USA		86/0.97	82.75/0.97	86.75/0.98	80/0.98	82.5/19.5	2.93	79.3/1	69.75/1	84.25/37	92/23	82.75/9	33							35.93																

Oireachtas Rince na Cruinne 2022

Final Result for Competition 21 : Senior Ladies over 23


Notes: MW = World Medal winner : R = Recaller : Score = Judges marks : IP = Irish Points (Grid Score) : FTC = Failed To Complete : * All Totals exclude High and Low scores

				Ann Ash	Melissa Convery-Masterson	Noelle Curran	Isabella Fogarty	Marnie O'Callaghan-Maple	1st Round Total (IP) *	Anne Blair	Lisa Delaney	Patricia Kennedy	Angela McDonagh	James A.M. Smith	2nd Round total (IP) *	Bernie Curley	Michael Donnellan	Bill Maple	Stephen McAteer	Barbara Slater	3rd Round Total (IP) *	TOTAL IP *	
Card	Position @ recall	Final Place	Name/School	Status	ROUND 1 : Score/IP					ROUND 2 : Score/IP					ROUND 3 : Score/IP								
126	(58)	58	Shauna McCarthy Kavanagh Porter Academy : USA & Ireland		88.5/0.98	88/14.5	90/1	86/12	73/0.98	13.98	84/38	68.25/0.99	73.75/1	89.75/6	83/14.5	21.5							35.48
218	(59)	59	Lysann Rucker Aisling Keogh : Cuige Laighean, Eire		89.8/0.99	86.7/5	88.75/0.99	83.4/0.99	84.75/31	6.99	81.25/20	69/0.99	77/13	89.75/6	82.75/9	28							34.99
142	(60)	60	Anya Deering Tara : Western Region, USA		88.25/0.98	83.9/0.98	91.5/14	81.7/0.99	80.1/2.5	4.47	82.4/31	76.25/16	70.5/0.98	90/8.5	82/1.3	25.8							30.26
248	(61)	61	Amy Hale Stewart School : Scotland		89.6/0.99	85.4/0.99	87.25/0.98	78.6/0.98	72.5/0.97	2.95	81.8/27	64.25/0.98	80.5/24	86.25/0.99	81.5/0.99	25.97							28.92
196	(62)	62	Boni McVey The McLane School : Southern Region, USA		92.5/18.5	89.2/23	88/0.98	83.4/0.99	73.75/0.98	20.47	76.75/0.99	68.5/0.99	74/2	92/23	80/0.97	3.98							24.45
110	(63)	63	Rachel Kavanagh Kavanagh Porter Academy : USA & Ireland		90.5/1	87/9.5	90.2/1	85/7	82/18	17.5	72/0.97	66.25/0.98	80.25/22.5	85.75/0.98	82/1.3	3.26							20.76
186	(64)	64	Leiden McMurray Scoil Rince Fa'inne Chladach : Eastern Region, Canada		93/24.5	85/0.98	89/0.99	86.6/15	75.5/0.98	16.97	78.5/0.99	63/0.97	68.5/0.98	91.5/20	82/1.3	3.27							20.24
113	(65)	65	Lynsey Smyth Armstrong : Cuige Uladh, Eire		89.5/0.99	89.2/23	90.5/4.5	83.5/0.99	79.5/1	6.49	77.75/0.99	71.5/3	79.5/19	87.5/0.99	82.75/9	12.99							19.48
175	(66)	66	Alessandra Manta Aniar Academy : Western Region, USA		90.6/1	84/0.98	88.25/0.98	83.6/1	72/0.97	2.96	75/0.98	74/10	69.5/0.98	82/0.97	82.75/9	10.96							13.92
190	(67)	67	Josie Callahan Celtic Steps : Western Region, USA		93/24.5	85.4/0.99	90/1	84.2/3	80.1/2.5	6.5	76/0.98	68/0.99	76/10	89.5/3.5	81/0.98	5.47							11.97
146	(68)	68	Sian Fitzgerald-Cain Trinity Studio : Western Australia		91.5/6	86.1/1	88.75/0.99	89.8/35	73.25/0.98	7.98	79.9/5.5	65.25/0.98	72.5/0.99	83.5/0.98	81/0.98	2.95							10.94
104	(69)	69	Alicia Sbertoli Mullane Godley : Mid America Region, USA		90/0.99	86.5/4	86/0.97	78.2/0.98	75/0.98	2.95	81.3/21.5	70.5/1	74.25/3.5	87.25/0.99	82/1.3	5.8							8.75
106	(70)	70	Kathleen Feeney Goulding : New England Region, USA		89/0.99	85.75/0.99	89/0.99	79/0.98	80/1	2.97	79.6/3	66.75/0.98	73.25/1	91.1/17	81.25/0.98	4.98							7.95
149	(71)	71	Mary Owens McGahan Lees : Southern Region, England		93.75/30	86.3/2	85/0.97	77.7/0.97	79.9/1	3.97	78.3/0.99	67/0.98	71.5/0.99	89.1/1	80.5/0.98	2.96							6.94
112	(72)	72(T)	Jessie Holbek Wilson-Bryson-Dennis School : Eastern Region, Canada		92/13.5	84.1/0.98	87/0.98	78/0.97	79/0.99	2.95	76.25/0.98	64/0.97	71.25/0.99	87.75/0.99	81.75/0.99	2.96							5.91
185	(74)	72(T)	Ciara Burke Coyle : Mid Atlantic Region, USA		88.8/0.99	83.1/0.98	87.75/0.98	83.7/1	74.25/0.98	2.95	77.5/0.99	69/0.99	71/0.99	82.5/0.97	81.5/0.99	2.96							5.91
231	(73)	72(T)	Natalie Wagner The Clark Academy (St Louis) : Mid America Region, USA		89.5/0.99	85.21/0.99	90.5/4.5	82.6/0.99	77.25/0.99	2.96	78.25/0.99	66.5/0.98	68.75/0.98	84.5/0.98	81.25/0.98	2.94							5.91
165	(75)	75	Lucy Shilling Hennigan Irish Dance : Southern Region, England		86.5/0.98	85.7/0.99	89.25/0.99	78.4/0.98	81.5/15	2.96	74/0.98	81/35.5	69/0.98	86/0.99	81/0.98	2.94							5.9
116	(78)	76(T)	Michaela Senkova Avalon Academy : Slovakia		87/0.98	83/0.98	86.5/0.98	78.5/0.98	80.25/5	2.93	75.25/0.98	68.5/0.99	70.75/0.98	85.75/0.98	82/1.3	2.96							5.89

Oireachtas Rince na Cruinne 2022

Final Result for Competition 21 : Senior Ladies over 23

Notes: MW = World Medal winner : R = Recaller : Score = Judges marks : IP = Irish Points (Grid Score) : FTC = Failed To Complete : * All Totals exclude High and Low scores

Card		Position @ recall	Final Place	Name/School	Status	ROUND 1 : Score/IP					ROUND 2 : Score/IP					ROUND 3 : Score/IP					1st Round Total (IP) *	2nd Round total (IP) *	3rd Round Total (IP) *	TOTAL IP *																		
																								Ann Ash	Melissa Convery-Masterson	Noelle Curran	Isabella Fogarty	Marnie O'Callaghan-Maple	1st Round Total (IP) *	Anne Blair	Lisa Delaney	Patricia Kennelly	Angela McDonagh	James A.M. Smith	2nd Round total (IP) *	Bernie Curley	Michael Donnellan	Bill Maple	Stephen McAteer	Barbara Slater	3rd Round Total (IP) *	TOTAL IP *
166	(76)	76(T)	Chloe Renshaw O'Neill Blake : Cuige Laighean, Eire		85.25/0.97	82/0.97	91.3/12	82.1/0.99	74/0.98	2.94	74.5/0.98	67/0.98	75/6	88.5/1	80/0.97	2.96							5.89																			
220	(77)	76(T)	Aoife Gould Troy O'Herlihy : Cuige Mumhan, Eire		90.85/1	83/0.98	90.2/1	78/0.97	79.25/1	2.97	80.75/15	64/0.97	68.25/0.97	81/0.97	80.5/0.98	2.92							5.89																			

Thank you for choosing www.feisresults.com

Oireachtas Rince na Cruinne 2022

Result for Qualifying Competition 21A : Senior Ladies over 23 - A

Number entered: 77 : Number danced: 69 : Number Recalled: 39 : IP = Irish Points (Grid Score) : * Total excludes High and Low scores : FTC = Failed To Complete

			ROUND 1					ROUND 2					
			Christine Ayres	David Daly	Bernard Hynes	Conleth Mullan	Attracta Quinn	Bernadette Chaney	Kimberley Lancaster	Edward J. Murphy	Patrick J. O'Hare	Jackie O'Leary-Fanning	
Rank	Entry	Name	Mark/IP	Mark/IP	Mark/IP	Mark/IP	Mark/IP	Mark/IP	Mark/IP	Mark/IP	Mark/IP	TOTAL IP *	
1	169	Mackenzie Cross Watt : Western Region, Canada	97/100	87.15/0.99	95/100	93/65	88/75	97/100	93.5/75	83/47	93.5/75	96.5/75	465.000
2	213	Mackenzie Mahler Blakey O'Brien : Western Region, Canada	96/75	91.25/29.5	92/75	84.5/36.5	90/100	95.5/44	92/65	86.5/53	89.5/53	97/100	357.500
3	201	Laura Davidson Sharon Taylor : Scotland	94.5/60	95.5/75	90/48.75	94/75	87.1/42	96/56.34	91/56	86/50	85/13	90/16.5	306.250
4	225	Bryinna McVittie Goggin-Carroll : Eastern Region, Canada	92.89/39	93.25/48.5	90/48.75	82/25.5	87.4/50	93/17.5	91.5/60	82/45	87.9/43	94/50	274.250
5	199	Shannon Morrissey Ceim Oir : Southern Region, England	93/46	89.75/11.5	88/31	85.5/39	86.3/26.5	94/28.5	88/37	90/75	95/100	96/65	273.500
6	241	Colleen McCarthy Harney Pender Keady Academy : New England Region, USA	93.45/53	90.9/24	90.5/58	85.75/42	87.6/56	93/17.5	86.25/28.5	81/43	88.5/47	92.1/34	256.500
7	143	Shannon Kennedy Kavanagh : Western Australia	92.98/41	96/100	87/19	86/45	87.2/45	95.75/48.5	87.75/36	79/37	87.3/37.5	94.5/53	254.000
8	253	Caprice Carter AMDC : Southern Region, England	93/46	91.25/29.5	90/48.75	86.25/47	86.3/26.5	95/37.5	90.5/51.5	91/100	87/33	93/42	253.500
9	205	Niamh Anderson Mulvenna Academy : Cuige Uladh, Eire	92/33	86.5/0.99	88/31	80.25/18	86.5/29.5	95/37.5	94/100	89/65	92/65	93/42	250.500
10	179	Ginny Hoyt O'Connor Hession : Cuige Chonnacht, Eire	90/29	90.75/23	86/7	84/34	85.2/8.5	96.75/75	89.5/44	79.5/38	90/56	95.5/60	220.500
11	247	Niamh Patterson O'Neill Blake : Cuige Laighean, Eire	93.15/50	89.9/13	88.5/36	92/60	86.2/24.5	94/28.5	88.25/38	87/56	86.5/27	92.5/36.5	213.500
12	223	Ellie Arthurs McGahan Lees : Southern Region, England	92.3/35	91.75/34	89.5/43	95/100	83.5/0.99	94/28.5	86.5/30	73/10	90.5/60	92.5/36.5	207.000
13	115	Cassidy Luebbers Holly & Kavanagh : Cuige Laighean, Eire	92.99/43	92.25/37.5	87.5/25	84.5/36.5	86.7/33.5	96/56.34	81.75/2	88/60	86.2/24	90/16.5	204.333
14	119	Megan Margaret Daly Mullane Godley : Mid America Region, USA	93.7/56	91.25/29.5	87.5/25	85.75/42	87.8/65	92/6.5	79/0.99	80.25/41	88/45	91.75/29	204.000
15	157	Lucy Gormally The Duffy Travis King Academy : North West Region, England	88.2/20	91.5/33	86/7	91/56	86.8/35	94/28.5	85.75/25	78.5/36	89/50	93.5/46	198.500

Oireachtas Rince na Cruinne 2022

Result for Qualifying Competition 21A : Senior Ladies over 23 - A

Number entered: 77 : Number danced: 69 : Number Recalled: 39 : IP = Irish Points (Grid Score) : * Total excludes High and Low scores : FTC = Failed To Complete

			ROUND 1					ROUND 2					
			Christine Ayres	David Daly	Bernard Hynes	Conleth Mullan	Attracta Quinn	Bernadette Chaney	Kimberley Lancaster	Edward J. Murphy	Patrick J. O'Hare	Jackie O'Leary-Fanning	
Rank	Entry	Name	Mark/IP	Mark/IP	Mark/IP	Mark/IP	Mark/IP	Mark/IP	Mark/IP	Mark/IP	Mark/IP	TOTAL IP *	
16	245	Marijana Dugandzic De Danaan : Western Region, Canada	90/29	89.1/7.5	91/65	90/53	86.9/36.5	90/1	90.5/51.5	74/14	86.6/28	92.5/36.5	197.000
17	191	Anna McDonald Inishfree : Southern Region, USA	89/23.5	92.75/41	88.5/36	83.5/32	85.4/11.5	96/56.34	87.5/34.5	74.26/16	87.3/37.5	91.75/29	192.500
18	159	Erika Cocco Penk-O'Donnell : Western Region, Canada	92.85/38	95/65	88.5/36	81/21	87.5/53	93/17.5	85.25/22.5	75.75/24	87.7/41	89/3.5	191.000
19	211	Sarah Robinson McBrearty : New South Wales, Australia	92.5/36	93.75/56	88/31	82.5/27	87.1/42	92/6.5	90/47	73.56/12	87.5/39	91.5/26.5	186.500
20	151	Esther Van Der Burg Kilkenny : Netherlands	87/13.5	92/36	88/31	89/50	85.9/18	95.5/44	84/16	75.5/23	86.7/29	92.5/36.5	173.500
21	129	Lauren Dowsett O'Connor : Victoria, Australia	91.7/31	92.9/43	90.5/58	83/29.5	86.1/22.5	94/28.5	86.25/28.5	59/0.99	85.3/16	90.5/23	171.000
22	167	Alanna Chaumont Walton : New South Wales, Australia	95/65	90.25/18.5	88/31	74/1	86.9/36.5	94.5/33.5	87.25/33	76.75/31	83.2/1	87/0.99	150.999
23	155	Bailey Quigley Inishfree : Southern Region, USA	84/1	90.5/20	89/39.34	76.5/8	85.6/15	94.75/35	89.5/44	75.35/22	86.4/26	95/56	148.000
24	137	Amy Frances Chestnutt Sharon Taylor : Scotland	90/29	94/60	86.5/14.5	77/10.5	87.3/47	94/28.5	83.25/11.5	73.75/13	85.4/17	91.5/26.5	147.000
25	229	Jenna McRae O'Shaughnessy Academy : Western Region, USA	89.3/26	93.25/48.5	87/19	71.5/0.99	85.9/18	93.5/22.5	88.5/40	78/35	86.3/25	89/3.5	145.500
26	133	Katelyn Dunn Doherty Petri : USA and Ireland	92/33	87/0.99	87.5/25	83/29.5	85/6	96.5/65	81.25/1	77.5/34	82.9/1	93.5/46	141.499
27	109	Emily Snell McTeggart : Western Region, USA	88/18	90.6/21.5	86/7	82.75/28	87/38.5	93.5/22.5	86.75/31	74.5/18	87.2/36	88/1	139.000
28	189	Mairead Dougherty O'Shea-Chaplin : New England Region, USA	89.15/25	91.25/29.5	87/19	78.5/13	86.4/28	95.75/48.5	83.25/11.5	70.1/1	85/13	92/32	128.500
29	131	Jessica Starrs Masterson : Midlands Region, England/Wales	84/1	93.5/53	87/19	75/1	84.5/1	95/37.5	87.5/34.5	58/0.99	87.1/35	92/32	122.499
30	237	Riognach Brogan Doherty Petri : USA and Ireland	89/23.5	91.25/29.5	89/39.34	81.25/22	86.6/31.5	94/28.5	80/1	75/20	83.5/1	90/16.5	122.000

Oireachtas Rince na Cruinne 2022

Result for Qualifying Competition 21A : Senior Ladies over 23 - A

Number entered: 77 : Number danced: 69 : Number Recalled: 39 : IP = Irish Points (Grid Score) : * Total excludes High and Low scores : FTC = Failed To Complete

			ROUND 1					ROUND 2					
			Christine Ayres	David Daly	Bernard Hynes	Conleth Mullan	Attracta Quinn	Bernadette Chaney	Kimberley Lancaster	Edward J. Murphy	Patrick J. O'Hare	Jackie O'Leary-Fanning	
Rank	Entry	Name	Mark/IP	Mark/IP	Mark/IP	Mark/IP	Mark/IP	Mark/IP	Mark/IP	Mark/IP	Mark/IP	TOTAL IP *	
31	165	Lucy Shilling Hennigan Irish Dance : Southern Region, England	88/18	86.5/0.99	89/39.34	85/38	85.7/16	90/1	84/16	74.35/17	86.1/23	90/16.5	121.500
32	231	Natalie Wagner The Clark Academy (St Louis) : Mid America Region, USA	92.6/37	87/0.99	90/48.75	64/0.99	84/1	91/1.43	85/21	80/39	85.5/18	92/32	109.981
33	141	Shannon Scott Cleary : Western Region, USA	85/1.34	86.5/0.99	85.5/1	82/25.5	86.7/33.5	95.25/41	88.5/40	75.25/21	81.3/0.99	90/16.5	105.332
34	175	Alessandra Manta Aniar Academy : Western Region, USA	86.85/10	89.5/10	87.5/25	79.5/16	87.7/60	92/6.5	86/26.5	77.25/33	83.6/2	90/16.5	100.500
35	163	Riley McKeon Kavanagh Porter Academy : USA & Ireland	88.35/21	90/14.5	87/19	81.5/23	86.1/22.5	91/1.43	80.25/1	67.5/0.99	87/33	91.75/29	93.921
36	113	Lynsey Smyth Armstrong : Cuige Uladh, Eire	92/33	90/14.5	84/1	75.75/4	85.5/13.5	95/37.5	84.5/20	70.5/1	80/0.99	92.75/39	90.498
37	149	Mary Owens McGahan Lees : Southern Region, England	85.2/3	91/25	87.5/25	80/17	84.6/1	89/0.99	77.5/0.99	76.25/27.5	87/33	90/16.5	89.989
38	185	Ciara Burke Coyle : Mid Atlantic Region, USA	88/18	92.5/39	84/1	79/14.5	85.5/13.5	93/17.5	82.75/8	76.65/30	83/1	90/16.5	88.000
39	139	Keelin Lynch-Oliver Phoenix : North West Region, England	84.5/1	88/1	88/31	76/5.5	87/38.5	94.5/33.5	81.5/1	71.35/3	85.8/20	90/16.5	76.996
40	121	Shelley Gilcrease Cass-Barrington : Southern Region, USA	87/13.5	89.3/9	86.5/14.5	72.25/0.99	85.2/8.5	93.75/24	83.5/13	74.25/15	84.7/10	90/16.5	75.500
41	125	Allison Moroz The O'Riain Academy : Mid Atlantic Region, USA	87/13.5	91.25/29.5	83/0.99	76.75/9	85.9/18	92.5/12	83.75/14	73.25/11	83.7/3	89.75/9.5	73.000
42	127	Simona Janikovicova Avalon Academy : Slovakia	86/7.5	91.9/35	85/1	76/5.5	84.9/4.5	92.75/14	84.25/18.5	74.75/19	86.9/31	88/1	69.000
43	173	Ana Neve Scanlon : Midlands Region, England/Wales	83/0.99	87.75/1	85/1	77.5/12	84.3/1	93.25/21	81.25/1	76.5/29	85.2/15	91/24.5	63.485
44	251	Gina McGhee Michael Dillon School : Western Region, USA	89.8/27	90.2/17	86/7	77/10.5	86/20.5	91/1.43	87/32	72.5/8	81.9/0.99	89/3.5	60.927
45	221	Caitlin Clarke Mona Ni Rodaigh : Cuige Laighean, Eire	83/0.99	88.25/1	86/7	83.75/33	85.4/11.5	87/0.99	83/10	70/1	86.8/30	91/24.5	54.994

Oireachtas Rince na Cruinne 2022

Result for Qualifying Competition 21A : Senior Ladies over 23 - A

Number entered: 77 : Number danced: 69 : Number Recalled: 39 : IP = Irish Points (Grid Score) : * Total excludes High and Low scores : FTC = Failed To Complete

			ROUND 1					ROUND 2					
			Christine Ayres	David Daly	Bernard Hynes	Conleth Mullan	Attracta Quinn	Bernadette Chaney	Kimberley Lancaster	Edward J. Murphy	Patrick J. O'Hare	Jackie O'Leary-Fanning	
Rank	Entry	Name	Mark/IP	Mark/IP	Mark/IP	Mark/IP	Mark/IP	Mark/IP	Mark/IP	Mark/IP	Mark/IP	TOTAL IP *	
46	161	Michelle Rueb Inishfree : Mid Atlantic Region, USA	87.1/16	90.25/18.5	86/7	73/1	86.5/29.5	92.5/12	82.75/8	69.75/1	83.8/4	88/1	54.494
47	187	Kerry Dillon Scoil Rince De Barra : Cuige Uladh, Eire	88.9/22	89.75/11.5	88/31	75.25/2	83.7/0.99	92/6.5	80/1	69.5/1	84.6/9	89/3.5	46.493
48	107	Laura Tollett Inishfree : Southern Region, USA	85/1.34	87.25/1	83/0.99	73.25/1	84/1	94/28.5	82.75/8	76/25	84.5/8	89.75/9.5	45.477
49	147	Nicola Edoni McQuade : Scotland	83/0.99	93/45	87/19	79/14.5	83.8/0.99	92/6.5	82/3	72.75/9	82.7/1	88.5/1	44.987
50	171	Laura Van Horn Shea-Jennings : Mid Atlantic Region, USA	82/0.99	89/6	86/7	73.5/1	84.9/4.5	91/1.43	80.75/1	76.25/27.5	85/13	90/16.5	42.421
51	219	Ciara Waterman Walsh Kelley : Southern Region, USA	80/0.99	90.1/16	86/7	84.25/35	84.2/1	89/0.99	82.5/5.5	71.5/4	84.9/11	87/0.99	34.484
52	239	Niamh Redmond The Duffy Travis King Academy : North West Region, England	86.97/11	87.75/1	87/19	80.75/20	84.5/1	87/0.99	79.25/0.99	67/0.99	83/1	89.5/7.5	33.973
53	243	Magdalena Hanzlikova Avalon Academy : Czech Republic	84.7/1	91.1/26	82/0.99	83.25/31	83.6/0.99	89/0.99	78.5/0.99	69/1	83.9/5	89/3.5	33.465
54	135	Paige Dausinas Richens/Timm : Mid America Region, USA	87/13.5	85.5/0.99	86/7	70/0.99	86/20.5	90/1	85.25/22.5	72.25/7	80.5/0.99	89/3.5	32.978
55	111	Kari Wong Stewart : Western Region, Canada	86/7.5	88.9/5	83/0.99	65/0.99	83.9/1	93/17.5	82.25/4	71.25/2	85.9/21	87/0.99	30.479
56	181	Aveen Mahon Short : Eastern Region, Canada	85.95/5	88.5/2	80/0.99	72.5/1	84.1/1	92/6.5	84.25/18.5	76.15/26	82.2/1	87.5/1	29.976
57	227	Brittanna Roberts Harp Irish Dance Company : Western Region, USA	84/1	92.25/37.5	86/7	73.75/1	85.1/7	92.5/12	85.5/24	70.75/1	82.5/1	86/0.99	28.987
58	195	Aoife Louise Bane MacGabhann Academy : Cuige Mumhan, Eire	84.9/1	88.75/3.5	86/7	76.25/7	86.2/24.5	89/0.99	78/0.99	72/6	86/22	87/0.99	25.477
59	103	Aisling Kiernan McConomy-Bradley-Doherty : North West Region, England	86/7.5	89.1/7.5	85/1	81.75/24	83.2/0.99	91/1.43	82.5/5.5	68.5/0.99	82.5/1	89.5/7.5	23.916
60	215	Grace Morawiec Inishfree : Southern Region, USA	83/0.99	88.25/1	84/1	72/0.99	85.3/10	91/1.43	86/26.5	70.25/1	81.5/0.99	90/16.5	21.904

Oireachtas Rince na Cruinne 2022

Result for Qualifying Competition 21A : Senior Ladies over 23 - A

Number entered: 77 : Number danced: 69 : Number Recalled: 39 : IP = Irish Points (Grid Score) : * Total excludes High and Low scores : FTC = Failed To Complete

			ROUND 1					ROUND 2					
			Christine Ayres	David Daly	Bernard Hynes	Conleth Mullan	Attracta Quinn	Bernadette Chaney	Kimberley Lancaster	Edward J. Murphy	Patrick J. O'Hare	Jackie O'Leary-Fanning	
Rank	Entry	Name	Mark/IP	Mark/IP	Mark/IP	Mark/IP	Mark/IP	Mark/IP	Mark/IP	Mark/IP	Mark/IP	TOTAL IP *	
61	123	Elly Cosart Brimhall Academy : Western Region, USA	86/7.5	88.1/1	83/0.99	71/0.99	83.4/0.99	92.25/10	79.75/1	71.75/5	84.2/7	88.75/1	15.970
62	217	Faith Ishler Hooley School : Mid Atlantic Region, USA	85.8/4	90.6/21.5	84/1	74.5/1	84.4/1	90/1	84/16	68/0.99	84/6	88/1	13.983
63	145	Teresa Drew Heritage Irish Dance Company : Mid Atlantic Region, USA	82/0.99	88/1	86/7	74.5/1	86.6/31.5	91/1.43	79.25/0.99	63/0.99	80/0.99	86/0.99	11.952
64	203	Ella Pomplun O'Shea : Mid America Region, USA	85/1.34	88.75/3.5	86/7	74/1	83/0.99	85/0.99	77/0.99	71/1	85.7/19	80/0.99	8.795
65	193	Amy Davidson Scariff Utah : Western Region, Canada	82/0.99	88.25/1	85.5/1	80.5/19	84.8/3	88/0.99	81/1	77/32	81/0.99	86/0.99	7.966
66	153	Jennie Gardner Clarkson : Mid America Region, USA	83.95/1	85/0.99	83/0.99	75.5/3	84.7/2	90/1	78.5/0.99	69.75/1	82.6/1	88/1	6.961
67	105	Tuua Rinne McGahan Lees : Poland	82.75/0.99	87.75/1	80/0.99	72.5/1	82.8/0.99	93/17.5	80.5/1	64.5/0.99	82/0.99	88.75/1	5.943
68	177	Paige Steele Robinson : South Africa	83.5/1	86/0.99	80.5/0.99	63/0.99	82.5/0.99	82/0.99	77.5/0.99	63.25/0.99	80.1/0.99	87/0.99	5.901
69	101	Kristiina Poloheimo Ryan-Cummins Academy : Cuige Mumhan, Eire	80/0.99	86.5/0.99	80/0.99	63/0.99	82.7/0.99	75/0.99	76.5/0.99	61/0.99	75/0.99	80/0.99	5.889

Oireachtas Rince na Cruinne 2022

Result for Qualifying Competition 21B : Senior Ladies over 23 - B

Number entered: 77 : Number danced: 69 : Number Recalled: 39 : IP = Irish Points (Grid Score) : * Total excludes High and Low scores : FTC = Failed To Complete

			ROUND 1					ROUND 2					
			Bernadette Chaney	Kimberley Lancaster	Edward J. Murphy	Patrick J. O'Hare	Jackie O'Leary-Fanning	Christine Ayres	David Daly	Bernard Hynes	Conleth Mullan	Attracta Quinn	
Rank	Entry	Name	Mark/IP	Mark/IP	Mark/IP	Mark/IP	Mark/IP	Mark/IP	Mark/IP	Mark/IP	Mark/IP	TOTAL IP *	
1	246	Ciara Loughran Doherty Petri : USA and Ireland	98/100	95/100	92/100	86.3/32	95.75/60	97.5/100	96.5/100	97/100	98/100	87.1/56	560.000
2	230	Sarah Gallagher Doherty Petri : USA and Ireland	95.25/56	91.5/60	90/75	89/53	96.75/75	91/32.5	94/47	92/75	88.5/43	86.7/47	328.000
3	212	Alannah Kinsella Kidd : Midlands Region, England/Wales	95.5/60	87.5/41	85.5/53	86.7/34	97/100	92.25/45	92/31	90/53	86/30.5	88.3/100	283.000
4	226	Ciara Gallagher Boyle : Scotland	93.5/33.5	84.75/27	83/41	89.5/56	91.25/37.5	93.2/60	93/38	91/62.5	89/45	87.8/65	279.500
4	240	Shakaela Carroll Claddagh Academy : Southern Region, England	95/51.5	92.75/65	85.25/50	88.9/50	90/26	92/42	93.25/41	91/62.5	82.5/15	86.6/45	279.500
6	178	Kennedy McGill Holly & Kavanagh : Cuige Laighean, Eire	94.75/47	88/44	81/36.5	90/65	91.75/40	92.85/50	95.1/56	88.5/38.5	94/65	84.8/5.5	275.500
7	204	Rochelle Hoffmann Blakey : Western Region, Canada	96/75	91/56	88/65	85.4/25	96/65	91/32.5	89.5/9.5	85/6.5	87/35	86.3/37.5	263.000
8	236	Kylie Paliani Goggin-Carroll : Eastern Region, Canada	93.5/33.5	78.25/5	87/60	86.5/33	94/53	93/54.5	93.5/43	89/44	92/60	86.1/33.5	261.000
9	198	Dara McAleer The Academy : Mid America and Western Australia	93.5/33.5	84.5/26	75/32	87.5/41	95/56	95/75	95/53	87/25	90/50	86.2/35.5	245.000
10	170	Meaghan O'Brien DeNogla Academy : Mid Atlantic Region, USA	94/37.5	74.25/1	86/56	90.5/75	92/45	91/32.5	93.1/39	86.5/20	85.75/29	85.9/28	228.000
11	132	Lauren Beadle Harney Pender Keady Academy : New England Region, USA	92/17.5	88/44	84/43	80/1	88/9.5	92.35/47	91.25/26.5	90/53	82.75/16.5	87/53	196.500
12	140	Nicole Robinson McBrearty : New South Wales, Australia	91/11	80.5/13	85/47	92/100	89.5/18	92/42	95.25/60	88/34.5	86.75/34	85.6/21.5	188.500
12	222	Chloe Taylor Mulvenna Academy : Cuige Uladh, Eire	94.5/44	86.75/37	81/36.5	88.5/47	90/26	93/54.5	91.25/26.5	85/6.5	87.5/37	84.9/7.5	188.500
14	134	Chloe Peirce Scoil Ard Rince : Queensland, Australia	92.5/22	86.5/36	82/38	82/2	91/35	93.5/65	89.6/11	89/44	78/1	86.4/40	188.000
15	234	Madeleine Iassogna Drake : Southern Region, USA	95.75/65	85.75/32	68.5/3	89.9/60	92/45	87.2/8	90.5/20	86.5/20	79/4	85.7/23.5	185.000

Oireachtas Rince na Cruinne 2022

Result for Qualifying Competition 21B : Senior Ladies over 23 - B

Number entered: 77 : Number danced: 69 : Number Recalled: 39 : IP = Irish Points (Grid Score) : * Total excludes High and Low scores : FTC = Failed To Complete

			ROUND 1					ROUND 2					
			Bernadette Chaney	Kimberley Lancaster	Edward J. Murphy	Patrick J. O'Hare	Jackie O'Leary-Fanning	Christine Ayres	David Daly	Bernard Hynes	Conleth Mullan	Attracta Quinn	
Rank	Entry	Name	Mark/IP	Mark/IP	Mark/IP	Mark/IP	Mark/IP	Mark/IP	Mark/IP	Mark/IP	Mark/IP	TOTAL IP *	
16	110	Rachel Kavanagh Kavanagh Porter Academy : USA & Ireland	94/37.5	86.25/35	67.75/1	81.7/1	91/35	91.32/35	91.75/29	88.5/38.5	96/75	86.4/40	184.500
17	126	Shauna McCarthy Kavanagh Porter Academy : USA & Ireland	93.25/31	86/33.5	73.75/29	85.8/29	90/26	90.75/28	94.5/50	87.5/30	83.75/21	86.2/35.5	182.500
17	190	Josie Callahan Celtic Steps : Western Region, USA	92/17.5	87/38	72.25/22	85.2/23	86/1	90.39/26	91.1/25	89/44	90.5/53	86.8/50	182.500
19	120	Keara Heckmann O'Connor Irish Dance : Western Region, Canada	92.5/22	87.25/39	71.35/19	86.8/35	91.75/40	89.92/23	91.9/30	88/34.5	86.5/33	85.6/21.5	182.000
20	184	Karaleigh Irene Desmond Kenny Academy : New England Region, USA	92.5/22	82.5/18	72.5/23	87/37	89/14.5	91.83/37.5	90.75/22	89/44	91/56	86/31	175.500
21	188	Stephanie Andrews Realta : Cuige Uladh, Eire	93.5/33.5	78/3.5	69.25/6	87.4/39	92/45	91/32.5	92.15/33	87/25	86/30.5	85.9/28	169.500
22	192	Ciara Stobbie The Academy : Mid America and Western Australia	94/37.5	90/53	84.5/45	83/5.5	90/26	90/24.5	90/14.5	83/1	83/18	86/31	165.500
23	218	Lysann Rucker Aisling Keogh : Cuige Laighean, Eire	90/3.5	83.5/23	70.75/14.5	87.9/43	90/26	86.95/1	96/75	87/25	84.5/24	86.5/43	155.500
24	248	Amy Hale Stewart School : Scotland	93/28.5	76.25/1	76/34	85.6/27	91/35	88.3/17.5	90.25/18	88/34.5	85.5/28	84.2/1	153.000
25	142	Anya Deering Tara : Western Region, USA	91.5/15	79.5/9	71/16	79.5/0.99	88/9.5	90.82/29	92.9/37	90/53	89.5/47	85.8/25.5	146.500
26	112	Jessie Holbek Wilson-Bryson-Dennis School : Eastern Region, Canada	92/17.5	86/33.5	80.5/35	82.7/4	90.25/31	88.3/17.5	92.75/36	86/15	85.25/27	85.5/19.5	146.000
27	138	Natalie Chorzel Dowds Irish Dance Academy : Mid America Region, USA	90/3.5	76/1	73/25	83.5/8	90.75/33	91.83/37.5	93.75/45	88/34.5	87.25/36	85.9/28	144.500
28	200	Meaghan Kilmartin Short : Eastern Region, Canada	94.25/41	94/75	73.5/27.5	85.7/28	87/3.15	90/24.5	88.5/2	86/15	84/22	85/9.5	143.000
29	202	Agostina Reati Hession : Argentina	91/11	78.5/6	66.5/1	80.5/1	89/14.5	87/4.5	95.5/65	87/25	88/39	87.5/60	141.994
30	186	Leiden McMurray Scoil Rince Fa'inne Chladach : Eastern Region, Canada	93/28.5	89/47	74.5/31	85/20.5	87/3.15	87.83/12	88.9/4.5	86/15	88.25/41	85.7/23.5	130.500

Oireachtas Rince na Cruinne 2022

Result for Qualifying Competition 21B : Senior Ladies over 23 - B

Number entered: 77 : Number danced: 69 : Number Recalled: 39 : IP = Irish Points (Grid Score) : * Total excludes High and Low scores : FTC = Failed To Complete

			ROUND 1					ROUND 2					
			Bernadette Chaney	Kimberley Lancaster	Edward J. Murphy	Patrick J. O'Hare	Jackie O'Leary-Fanning	Christine Ayres	David Daly	Bernard Hynes	Conleth Mullan	Attracta Quinn	
Rank	Entry	Name	Mark/IP	Mark/IP	Mark/IP	Mark/IP	Mark/IP	Mark/IP	Mark/IP	Mark/IP	Mark/IP	TOTAL IP *	
31	118	Amy Ellis Ceim Oir : Southern Region, England	86/1	82.75/19	65.25/0.99	85/20.5	91.25/37.5	90.92/30	92.25/34	86/15	86.25/32	85.8/25.5	127.992
32	122	Nicole Jaconetty O'Hara : Mid America Region, USA	94.5/44	83/20.5	73.5/27.5	81.2/1	90/26	87.8/11	90.75/22	84/1	84.25/23	84.7/4	111.000
33	104	Alicia Sbertoli Mullane Godley : Mid America Region, USA	92/17.5	74/1	82.5/39	85/20.5	87/3.15	88.25/16	90.1/16.5	87.5/30	80/7	85.4/17.5	91.143
34	196	Boni McVey The McLane School : Southern Region, USA	95/51.5	83/20.5	71.5/20	81.5/1	84/0.99	90.5/27	89/6	87/25	81/10.5	85.2/13.5	90.499
35	220	Aoife Gould Troy O'Herlihy : Cuige Mumhan, Eire	92.75/25	79.75/10	68.75/4	80.3/1	86/1	87.95/13	92.5/35	86/15	85/26	86.1/33.5	89.497
36	116	Michaela Senkova Avalon Academy : Slovakia	88/1	85.25/29.5	70.35/12	87.3/38	89/14.5	87/4.5	90.75/22	82/0.99	81.5/12	85.3/15.5	88.000
37	166	Chloe Renshaw O'Neill Blake : Cuige Laighean, Eire	93/28.5	80/11	74/30	84/11	90.5/32	88.7/19	87.5/1	84/1	80.75/9	84.9/7.5	86.998
38	106	Kathleen Feeney Goulding : New England Region, USA	91/11	83.25/22	72.75/24	81.3/1	89.75/20	87.3/9.5	89.75/12	88/34.5	75/1	85.1/11.5	86.000
39	146	Sian Fitzgerald-Cain Trinity Studio : Western Australia	90.5/6.5	75/1	70/10	85.5/26	85/1	91.7/36	92.1/32	85/6.5	82.75/16.5	85.4/17.5	83.493
40	228	Maria Maddison McGahan Lees : Southern Region, England	94/37.5	77.26/1	73.25/26	84.4/14	90/26	83/0.99	87/0.99	85/6.5	83.5/20	83.9/1	74.483
41	150	Kimberly Bell Ardan Academy : Mid America Region, USA	89/1	85/28	70.25/11	78/0.99	93/50	88.1/15	89.1/7	85/6.5	80.5/8	86.3/37.5	69.999
42	124	Alexandra Pacini Connick School : Southern Region, USA	93/28.5	81.75/15	69.8/9	84.6/15	89.75/20	86/1	90.1/16.5	83/1	76.5/1	85.5/19.5	68.494
43	130	Rachael Lee Phoenix : North East Region, England	90/3.5	83.75/24	71.18/17	85.3/24	87.75/7	87/4.5	90/14.5	87/25	73/0.99	84/1	67.995
44	194	Brianna Connick Aisling Keogh : Cuige Laighean, Eire	86/1	75.5/1	71.75/21	80.5/1	87/3.15	86/1	91/24	88/34.5	70/0.99	88/75	64.627
45	176	Emma McFee Scariff Utah : Western Region, USA	92.75/25	82/16	69.75/8	74/0.99	87/3.15	86/1	90.3/19	82/0.99	87.75/38	85.3/15.5	62.639

Oireachtas Rince na Cruinne 2022

Result for Qualifying Competition 21B : Senior Ladies over 23 - B

Number entered: 77 : Number danced: 69 : Number Recalled: 39 : IP = Irish Points (Grid Score) : * Total excludes High and Low scores : FTC = Failed To Complete

			ROUND 1					ROUND 2					
			Bernadette Chaney	Kimberley Lancaster	Edward J. Murphy	Patrick J. O'Hare	Jackie O'Leary-Fanning	Christine Ayres	David Daly	Bernard Hynes	Conleth Mullan	Attracta Quinn	
Rank	Entry	Name	Mark/IP	Mark/IP	Mark/IP	Mark/IP	Mark/IP	Mark/IP	Mark/IP	Mark/IP	Mark/IP	TOTAL IP *	
46	156	Collen Falco Tir Na Greine : Southern Region, USA	90.5/6.5	84.25/25	70.5/13	84.7/16.5	88/9.5	88.9/20	88.3/1	84/1	81/10.5	85.1/11.5	62.000
47	154	Amy McCallion Realta : Cuige Uladh, Eire	92.25/20	76.5/1	68/1	86.1/31	90/26	86.5/1	88.25/1	87.5/30	81.75/13	84.4/1	61.999
48	162	Lauren Moynihan Mary McCarthy School : Cuige Mumhan, Eire	92.75/25	77/1	69.5/7	85.9/30	89/14.5	85/1	89.9/13	85/6.5	79.25/5	84.5/2	60.000
49	152	Nicole Shum De Danaan : Western Region, Canada	91/11	78/3.5	67/1	86.9/36	87/3.15	87.3/9.5	87.75/1	85/6.5	83.25/19	86/31	52.643
50	254	Claire Jungk Wick : Western Region, USA	85/0.99	76.5/1	66.75/1	84.7/16.5	88/9.5	91.85/39	89.25/8	86/15	82/14	85/9.5	49.993
51	128	Naomi Harris Scoil Uí Nualláin : Cuige Mumhan, Eire	91/11	85.25/29.5	68.25/2	82.5/3	86/1	89/22	88.9/4.5	85/6.5	84.75/25	83.8/1	49.000
52	136	Caitlin Giagnacova Aisling Mor Academy : Mid Atlantic Region, USA	84/0.99	79/7.5	75.5/33	85/20.5	89/14.5	87/4.5	88.1/1	87/25	77.5/1	83.8/1	48.995
53	108	Megan Arthur Triggle Academy : Southern Region, USA	91/11	79/7.5	67.25/1	84.2/12	90/26	88/14	87.25/0.99	86/15	75.5/1	84.6/3	48.494
54	232	Briana Miller Shea-Jennings : Mid Atlantic Region, USA	85/0.99	81.5/14	65.75/1	88/45	89/14.5	84/1	89.5/9.5	85/6.5	76/1	84.8/5.5	42.486
55	114	Cathryn Goodwin TASA : South Africa	90/3.5	80.25/12	71.25/18	84.3/13	86/1	88.99/21	88.75/3	81/0.99	79.5/6	84.3/1	38.499
56	208	Shannon Johnson Anderson Johnson : Eastern Region, Canada	89/1	89.5/50	66.25/1	83/5.5	83/0.99	83/0.99	91.5/28	86.5/20	72/0.99	83/0.99	29.471
57	250	Alessandra Enwright Sean Eireann : Midlands Region, England/Wales	88/1	82.25/17	65.75/1	83.4/7	89.75/20	85/1	87/0.99	84/1	69/0.99	84.1/1	27.972
58	174	Kyla Aho Richens/Timm : Mid America Region, USA	91/11	70.5/0.99	70.75/14.5	83.9/10	83/0.99	83/0.99	88.3/1	84/1	76.25/1	84.1/1	24.980
59	168	Kelsey Crone Short : Eastern Region, Canada	89/1	85.5/31	65.5/0.99	76/0.99	87/3.15	87/4.5	87.6/1	85/6.5	78.75/3	85.2/13.5	19.131
60	244	Emma Ryan Ryan Academy : Mid America Region, USA	86/1	77.5/2	67.5/1	80.9/1	80/0.99	87/4.5	88.25/1	83/1	77/1	83.1/0.99	5.974

Oireachtas Rince na Cruinne 2022

Result for Qualifying Competition 21B : Senior Ladies over 23 - B

Number entered: 77 : Number danced: 69 : Number Recalled: 39 : IP = Irish Points (Grid Score) : * Total excludes High and Low scores : FTC = Failed To Complete

			ROUND 1					ROUND 2					
			Bernadette Chaney	Kimberley Lancaster	Edward J. Murphy	Patrick J. O'Hare	Jackie O'Leary-Fanning	Christine Ayres	David Daly	Bernard Hynes	Conleth Mullan	Attracta Quinn	
Rank	Entry	Name	Mark/IP	Mark/IP	Mark/IP	Mark/IP	Mark/IP	Mark/IP	Mark/IP	Mark/IP	Mark/IP	TOTAL IP *	
61	160	Marie Viktorinova McGahan Lees : Czech Republic	84/0.99	69/0.99	65/0.99	84.9/18	85/1	86/1	87.9/1	83/1	78.5/2	83.5/0.99	5.951
62	144	Zoe Bacon Joyce-O'Donnell : North West Region, England	88/1	70/0.99	69/5	75/0.99	84/0.99	80.3/0.99	87.5/1	83/1	71.5/0.99	84/1	5.945
63	214	Rachael McDonagh Egan Academy : North West Region, England	88/1	73.5/0.99	62/0.99	83.7/9	84/0.99	81/0.99	85/0.99	78/0.99	74/1	83.7/0.99	5.938
64	172	Cara Neary Turley Duggan : Cuige Chonnacht, Eire	84/0.99	68.5/0.99	66/1	81/1	84/0.99	81/0.99	87.25/0.99	80/0.99	74.5/1	83.4/0.99	5.932
65	238	Niamh Finnegan Corrigan-White School : Cuige Uladh, Eire	83/0.99	67/0.99	61/0.99	77.5/0.99	80/0.99	80/0.99	88/1	81/0.99	71/0.99	83.6/0.99	5.915
66	216	Kayleigh Wood Robinson : South Africa	83/0.99	67/0.99	64.5/0.99	73/0.99	83/0.99	77/0.99	84/0.99	78/0.99	66/0.99	83.3/0.99	5.905
67	206	Megan Craven Hannon Murphy : North East Region, England	80/0.99	66/0.99	64/0.99	72/0.99	80/0.99	77/0.99	83/0.99	79/0.99	68/0.99	81.5/0.99	5.897
68	252	Enya Rosenvinge Hannon Murphy : North East Region, England	75/0.99	66/0.99	60/0.99	70/0.99	80/0.99	75/0.99	83/0.99	80/0.99	63/0.99	81/0.99	5.891
FTC	210	Alanna Hansbury Minogue : Cuige Mumhan, Eire	83/0.99	66/0.99	63/0.99	78.5/0.99	85/1	0/0	0/0	0/0	0/0	0/0	2.957