

Oireachtas Rince na Cruinne 2022

Results for Competition 33 : Girls 10 - 11



Round 1

**Melissa Convery-Masterson
Bill Maple**

**Bernie Curley
Stephen McAteer**

Barbara Slater

Round 2

**Anne Blair
Michael Donnellan**

**Kathleen Boutin
Ailís O'Dowda**

Lisa Waites

Round 3

**Ann Ash
Isabella Fogarty**



**Lisa Delaney
Sonia McLaughlin**

Marnie O'Callaghan-Maple

Oireachtas Rince na Cruinne 2022

Final Result for Competition 33 : Girls 10 - 11



Notes: MW = World Medal winner : R = Recaller : Score = Judges marks : IP = Irish Points (Grid Score) : FTC = Failed To Complete : * All Totals exclude High and Low scores

																																									
				Melissa Convery-Masterson		Bernie Curley		Bill Maple		Stephen McAteer		Barbara Slater		1st Round Total (IP) *		Anne Blair		Kathleen Boutin		Michael Domellian		Allis O'Dowda		Lisa Waites		2nd Round total (IP) *		Ann Ash		Lisa Delaney		Isabella Fogarty		Sonia McLaughlin		Mairne O'Callaghan-Maple		3rd Round Total (IP) *		TOTAL IP *	
Card	Position @ recall	Final Place	Name/School	Status	ROUND 1 : Score/IP					ROUND 2 : Score/IP					ROUND 3 : Score/IP																										
125	(3)	1	Kate Phelan Flynn O'Kane Academy : Cuige Mumhan, Eire	MW	95/100	92/65	85/53	91/65	84.5/38.75	183	77.25/8.5	89.3/60	93/100	93.5/65	92/39	164	95/100	83/60	88/43	91/100	89/47	207	554																		
153	(1)	2	Maria Coco Puente De La Vega Kelly Hendry : North East Region, England	MW	93.5/75	93/75	93/100	94/100	89/100	275	71/0.97	89/56	81.75/39	95/100	94.2/58	153	93/44	80.25/33	91/60	82/37.5	84.5/29	114.5	542.5																		
108	(5)	3	Tara McGinley Holly & Kavanagh : Cuige Laighean, Eire	MW	90.25/53	84.5/23	86/56	85/45	86/56	154	84.5/65	86.7/43	80.85/36	91.5/56	87.4/13.5	135	94/58	87/100	94/100	82.5/39	90.5/75	233	522																		
121	(2)	4	Maiya Allworthy Turley Duggan : Cuige Chonnacht, Eire	MW	91.5/60	93.25/100	90/75	87.5/53	84/34	188	84.25/60	93/100	86.5/60	91.25/53	94.5/65	185	92.5/38.5	81.75/43	89.5/51.5	89/65	88.75/45	139.5	512.5																		
174	(4)	5	Brielle Maguire Murray Academy : New England Region, USA	MW	90/48.5	87.25/37.5	83.5/45	78.5/35	84/34	117.5	85/75	90/75	90/75	93/60	93/47	210	94/58	74.5/19.5	84.6/35	85.5/53	84.25/28	116	443.5																		
120	(7)	6	Kayla Rose O Riordan The John Lonergan Academy : Cuige Mumhan, Eire	MW	88.5/32	89/45	87/65	88.5/60	88/75	170	79.75/24	80.8/8	79.85/30	69.75/0.97	89.3/24.5	56.5	92/35.5	73.5/16.5	91.25/65	85/50	90.25/65	150.5	377																		
204	(10)	7	Tori McLaughlin McConomy-Bradley-Doherty : Cuige Uladh, Eire	MW	90/48.5	90.25/56	82.75/40	73/0.99	83.75/31	119.5	80/25.5	85/37	73.85/1	79.5/10	92.5/43	72.5	90.5/22	83.25/65	92/75	90/75	87/39	179	371																		
129	(6)	8	Saoirse Fleming Kelly Hendry : North East Region, England	MW	89.75/43	85.5/28.5	86.5/60	77/23	86.5/60	131.5	77.75/11.5	87.5/47	80.85/36	90/36.5	91.5/37	109.5	92.25/37	82/46	88.8/45	86/56	79.25/16	128	369																		
150	(9)	9	Eva Pilpaviciute Ni Chearra-O'Baolain : Cuige Uladh, Eire	MW	89.75/43	85.75/30	84.5/50	78/31	85/45	119	90/100	80/1	77.5/14	80/12	94.2/58	84	91.5/31.5	82.75/56	83.75/31	84/45	91/100	132.5	335.5																		
132	(8)	10	Naomi Kelly McConomy-Bradley-Doherty : Cuige Uladh, Eire	MW	93/65	86.5/34	76.25/8.5	77.5/27	85/45	106	83.75/53	81.4/15	79.65/27	90.75/46	92.9/45	118	88.75/9	78.75/31	86.5/39	84.5/47	85.5/33	103	327																		
186	(19)	11	Lily Murphy Glendarragh : Midlands Region, England/Wales	MW	89/36.5	91/60	80.75/37	83/41	82.75/18.5	114.5	76.75/5	88/50	73/0.99	78.5/6	89.3/24.5	35.5	89.5/12.5	82.5/53	85/37	87/60	89.75/56	146	296																		
118	(11)	12	Darcy Sweeney Keegan Academy : North West Region, England	MW	89.75/43	86/32	77/14.5	86.5/47	83/22	97	83.25/47	82.7/23	80.25/32	90.25/39.33	88.7/19.5	94.33	90.5/22	71/9	87/41	75/26	88/43	89	280.33																		
107	(16)	13	Roisin Dilleen Minogue : Cuige Mumhan, Eire	MW	85.75/9.5	89.75/50	74.25/0.98	79/36	83.25/26	71.5	80.5/28.5	86.5/41	78.65/21	89.5/35	90.5/32.5	96	91.75/33.5	80.75/36	90/56	69.6/11	87.25/41	110.5	278																		
105	(12)	14	Zoe Blickenstaff McClanahan : Mid America Region, USA	MW	84.75/1	83.25/14	78.5/27	77.5/27	83.25/26	67	80.25/27	85.5/38	87/65	90.75/46	91.9/38	122	90.75/24.5	78.5/30	84.5/34	50.5/1	86.75/38	88.5	277.5																		
177	(20)	15	Kayla ReidCurley Brennan : Cuige Laighean, Eire	MW	88.75/34	60/0.94	78.25/25.5	92.5/75	82/11.5	71	66.5/0.96	88.5/53	79.5/24.5	94/75	81.6/0.98	78.48	94.5/75	80.5/34.5	86/38	83/42	86.25/36	116	265.48																		
147	(17)	16	Adaire Levine Harney Pender Keady Academy : New England Region, USA	MW	88.75/34	83.25/14	79.25/32.5	77/23	84.5/38.75	89.5	72/0.97	89.5/65	86/56	81/15	85/1	72	91/27	74/18	84.25/33	79.5/34	83/26	86	247.5																		
114	(13)	17	Melissa Morris Doherty Petri : USA and Ireland	MW	89.5/38.5	82/1	80/34	81.5/39	83.5/28.5	101	79/19.5	80.7/7	79.65/27	90.25/39.33	90.9/34	80.5	93.5/50	74.5/19.5	84/32	70.5/13.5	76/5	65	246.5																		
160	(18)	18	Erin WilliamsMHA : Eastern Region, Canada	R	85/2.5	83/11	83.75/47	84/43	87/65	101	75.5/1	77/0.98	83/53	87/29	89/22	52	91.75/33.5	78/28.5	83/27	75/26	89.5/53	89	242																		
138	(14)	19	Lily Rose Conroy Keane Academy : Cuige Mumhan, Eire	R	85.5/7	81.25/0.99	83/43	79.75/38	84.5/38.75	83.75	72.5/0.98	83.1/26	82/46	89/34	90.4/30.5	90.5	91.25/29.5	69.5/4	81.75/19.5	71.1/16	90/60	65	239.25																		

Oireachtas Rince na Cruinne 2022

Final Result for Competition 33 : Girls 10 - 11



Notes: MW = World Medal winner : R = Recaller : Score = Judges marks : IP = Irish Points (Grid Score) : FTC = Failed To Complete : * All Totals exclude High and Low scores

																																							
		Melissa Convery-Masterson		Bernie Curley		Bill Maple		Stephen McAteer		Barbara Slater		1st Round Total (IP) *		Anne Blair		Kathleen Boutin		Michael Donnellan		Allis O'Dowda		Lisa Waites		2nd Round total (IP) *		Ann Ash		Lisa Delaney		Isabella Fogarty		Sonia McLaughlin		Mairne O'Callaghan-Maple		3rd Round Total (IP) *		TOTAL IP *	
Card	Position @ recall	Final Place	Name/School	Status	ROUND 1 : Score/IP					ROUND 2 : Score/IP					ROUND 3 : Score/IP																								
192	(21)	20	Olivia McKeogh Keane Academy : Cuige Mumhan, Eire	R	88.75/34	86.75/35	77.75/20	88/56	84.25/36	105	77.75/11.5	81.5/16	75.75/5	90.5/43	85.3/1	32.5	93/44	78/28.5	81/14.5	80/35	86/35	98.5	236																
202	(28)	21	Madeleine O'Keefe Corda Mor : Mid America Region, USA	R	82/0.97	81.7/1	75/0.99	87/50	83/22	23.98	79.25/21.5	83.5/29	79.75/29	85/25	93.5/50	83	91/27	84.5/75	89/47	67.5/5	86.5/37	111	217.98																
134	(15)	22	Evie Rose O'Connor Bailey Scariff Academy : Cuige Chonnacht, Eire	R	89.5/38.5	90/53	79.25/32.5	76/16.5	79.5/0.98	87.5	80.5/28.5	84.1/33	79/22	78.25/5	90.5/32.5	83	90.25/19.5	70/5.5	80/11	73.5/22	77.5/9	39.5	210																
165	(26)	23	Emily Connor Ferry Academy : Cuige Uladh, Eire	R	86.25/15.5	87/36	80.25/35	73.5/0.99	83/22	72.5	75.25/1	73.25/0.96	77.75/17	83/21	90/27	39	92.5/38.5	69/1.33	82/22	72/19.5	85.25/32	73.5	185																
137	(35)	24	Neasa McGurn McNelis Cunningham : Cuige Uladh, Eire	R	82/0.97	85.25/26.5	75.25/0.99	74.5/6.5	82.5/16	23.49	81.75/36	83.7/30	73/0.99	67.75/0.96	91.2/36	66.99	93.25/47	81.25/39	83/27	76/28.5	80.75/22	94.5	184.99																
133	(22)	25	Ellen LeavensMcGahan Lees : Southern Region, England	R	91/56	81/0.99	78/22.5	79.5/37	84.5/38.75	98.25	80.75/30	76.5/0.98	63/0.96	75.75/0.99	92.3/41	31.98	90.75/24.5	71.5/10.5	80.2/13	71.2/17	84/27	54.5	184.73																
183	(33)	26	Mackenzie Wegner Bellator Academy : Mid America Region, USA	R	87/23	89.5/47	77.25/17	73/0.99	82/11.5	51.5	78.5/17	82.5/22	66/0.97	83.5/22	86.8/6.5	45.5	88.5/7.5	80.5/34.5	82.25/24	83/42	82/24	82.5	179.5																
208	(23)	27	Aoibhin Bellew Siobhan McDonnell : Cuige Chonnacht, Eire	R	85.5/7	82.7/7	73.25/0.96	74.5/6.5	81.75/8	20.5	84/56	81.3/14	80.85/36	79.25/9	94.8/75	106	91.5/31.5	70.5/7.5	77/1.5	75/26	80/19	52.5	179																
159	(29)	28	Phoebe Rose Beglan Beglan Academy : Mid America Region, USA	R	86.25/15.5	83.25/14	73.75/0.97	72/0.98	83.5/28.5	30.48	78/13.5	86/39	75.5/4	90/36.5	89.5/26	76	89.75/14.5	72.5/13	81.75/19.5	77.5/31	81/23	57	163.48																
158	(27)	29	Cara Murphy Linda Martyn : Cuige Chonnacht, Eire	R	87/23	88/41	74.25/0.98	73/0.99	82/11.5	35.49	74.5/0.99	83/25	80/31	81.5/17	93.8/53	73	89.5/12.5	71.5/10.5	83.5/30	81.5/36	78.25/12	54.5	162.99																
101	(25)	30	Gianna Scaltz Kavanagh Porter Academy : USA & Ireland	R	85/2.5	82.9/9	77.5/18.5	76/16.5	83.75/31	44	82/37.5	77/0.98	82.5/50	90.25/39.33	76.4/0.96	77.82	91.25/29.5	82/46	79.5/8.5	65/1	74/1	39	160.82																
157	(31)	31	Abbie Broughton Lorraine Duggan Academy : Cuige Mumhan, Eire	R	87.5/28	82/1	81.5/38	73.5/0.99	81/2.5	31.5	77.5/10	84.5/35	82/46	86/27	87/9	72	90.5/22	73.5/16.5	79.5/8.5	76/28.5	76.25/6	47	150.5																
168	(41)	32	Freya Mullarkey Marie Connell : Midlands Region, England/Wales	R	86.75/18.5	81.75/1	82.75/40	72/0.98	84/34	53.5	70/0.96	81/11	64.75/0.96	82.5/20	78.3/0.97	12.93	94.25/65	70.5/7.5	82.5/25	66.5/2	89.25/50	82.5	148.93																
209	(24)	33	Lauren Beall Mullane Godley : Mid America Region, USA	R	86/12.5	81.5/0.99	73.25/0.96	71/0.96	85.5/51.5	14.46	78/13.5	84.3/34	81.85/42	88/32	95/100	108	87.75/4	81.5/41	75.5/1	67/3.5	78/11	18.5	140.96																
194	(46)	34	Alannah O Dwyer Lorraine Duggan Academy : Cuige Mumhan, Eire	R	87.5/28	83.5/17.5	74/0.97	77.5/27	80.75/1	45.5	72.25/0.97	80.1/1	71.35/0.99	86.5/28	86.7/5	6.99	90/17	81/37.5	83/27	77/30	85/31	88	140.49																
127	(36)	35	Muziki TanakaFegan Academy : Cuige Laighean, Eire	R	87.75/30	83/11	80.5/36	76.5/19.5	81/2.5	60.5	71.25/0.97	80.9/9.5	77.65/15.5	87.5/30	82.3/0.98	25.98	93.75/53	75.75/23	81.3/17	70.5/13.5	78.75/14	54	140.48																
124	(44)	36	Lindsay McElmoyl Inishfree : Mid Atlantic Region, USA	R	87.5/28	79.25/0.97	77.5/18.5	75/11	83/22	51.5	65.25/0.95	82.2/20	75/2.5	63.5/0.95	74.2/0.96	4.41	91/27	81/37.5	84.75/36	71.5/18	76.75/7	81	136.91																
149	(50)	37	Colleen Kennedy Callanan MacLoone O' Meara : Cuige Mumhan, Eire	R	86.75/18.5	83.5/17.5	78/22.5	74/1.6	77.5/0.96	37.6	75/0.99	75/0.97	68/0.98	71/0.97	81/0.98	2.93	92/35.5	80/32	83.25/29	78.5/33	75.5/4	94	134.53																
143	(37)	38	Gianna Santoro Francis & Mauriello : Mid Atlantic Region, USA	R	83/0.98	80.5/0.98	74/0.97	73/0.99	76/0.95	2.94	81/31.5	82.3/21	81.5/38	85.5/26	84.8/1	78.5	88.5/7.5	76/24.5	78/5.5	67/3.5	85.75/34	37.5	118.94																

Oireachtas Rince na Cruinne 2022

Final Result for Competition 33 : Girls 10 - 11



Notes: MW = World Medal winner : R = Recaller : Score = Judges marks : IP = Irish Points (Grid Score) : FTC = Failed To Complete : * All Totals exclude High and Low scores

																																							
		Melissa Convery-Masterson		Bernie Curley		Bill Maple		Stephen McAteer		Barbara Slater		1st Round Total (IP) *		Anne Blair		Kathleen Boutin		Michael Donnellan		Allis O'Dowda		Lisa Waites		2nd Round total (IP) *		Ann Ash		Lisa Delaney		Isabella Fogarty		Sonia McLaughlin		Mairne O'Callaghan-Maple		3rd Round Total (IP) *		TOTAL IP *	
Card	Position @ recall	Final Place	Name/School	Status	ROUND 1 : Score/IP					ROUND 2 : Score/IP					ROUND 3 : Score/IP																								
201	(38)	39	Aisling Harrison Nadine Martin Academy : North West Region, England	R	82.75/0.98	87.25/37.5	79/30	77/23	79/0.98	53.98	77.25/8.5	75/0.97	68/0.98	80.5/14	89.2/23	23.48	89.75/14.5	69/1.33	81.5/18	68/6.5	79.5/17	38	115.46																
104	(30)	40	Aoife Dalziel Kelly Hendry : North East Region, England	R	86.75/18.5	88.5/43	74.25/0.98	73.5/0.99	83/22	41.49	83/45	83.2/27	74.85/1	74.25/0.99	91/35	63	87.25/2	72/12	78.75/7	50/1	70.75/1	10	114.49																
206	(48)	41	Leila Cooney Ni Chearra-O'Baolain : Cuige Uladh, Eire	R	84/0.99	84.25/21.5	75.25/0.99	70.5/0.96	83.25/26	23.49	78.25/15.5	74.25/0.97	75.85/6	68.25/0.96	87.4/13.5	20.47	89/10	76/24.5	82/22	78/32	79.75/18	64.5	108.45																
166	(32)	42	Molly Roe Lavin-Cassidy : Mid America Region, USA	R	82.75/0.98	79/0.96	72/0.95	69/0.95	78/0.96	2.87	69/0.96	87/45	79.5/24.5	91/50	90.3/29	98.5	86/1	65/1	72/1	64/1	77.75/10	2.99	104.36																
180	(51)	43	McKinley Pomeroy Watt : Western Region, Canada	R	86.75/18.5	82.1/2	75.25/0.99	72.5/0.98	80.5/1	3.99	81/31.5	80.2/2	76.25/10.5	84/23	73.8/0.95	35.5	90/17	70/5.5	82/22	82/37.5	82.5/25	64	103.49																
142	(43)	44	Clodagh Anderson Sylvan Kelly : Cuige Chonnacht, Eire	R	84.75/1	85/25	73.5/0.97	74.5/6.5	77.5/0.96	8.47	82/37.5	82.9/24	79.35/23	75.25/0.99	81.6/0.98	47.99	92.75/41	69.25/3	77.5/3	74.5/24	80.25/20	47	103.46																
196	(34)	45	Delaney Guy Murray Academy : New England Region, USA	R	87.25/26	80.5/0.98	76.75/12	76.5/19.5	81.25/6	37.5	66.75/0.96	80.5/5	80.5/33	88.5/33	88.6/18	56	87/1	68/1	76/1	74/23	70/1	3	96.5																
110	(55)	46	Madelyn Stucki Harney Pender Keady Academy : New England Region, USA	R	82/0.97	76/0.95	76/4.5	78/31	79/0.98	6.45	79.25/21.5	76/0.98	81.85/42	77.25/1	85.6/1	23.5	88.25/6	82.25/50	89.5/51.5	69/9	72.5/1	65	94.95																
113	(39)	47	Katelyn Moynes Penk-O'Donnell : Western Region, Canada	R	85/2.5	78/0.96	77/14.5	73/0.99	82/11.5	14.99	82.5/41	80.6/6	80.65/34	74.75/0.99	87.7/15	55	85/0.99	76.5/26	77/1.5	71/15	77/8	24.5	94.49																
117	(49)	48	Lilly Yoder Onórach Mulhern Geraghty : USA & Ireland	R	87/23	80.5/0.98	79/30	76/16.5	76.5/0.95	40.48	82.25/39	79.75/1	66.65/0.97	70.25/0.97	78.6/0.97	2.94	90/17	73/14.5	81.2/16	66/1	80.5/21	47.5	90.92																
189	(40)	49	Keira Milligan Kelly Hendry : North East Region, England	R	84/0.99	82.5/5.5	78.75/28	78.25/34	83.75/31	64.5	66.25/0.96	73.75/0.97	65.75/0.97	67.5/0.96	88.9/21	2.89	87.5/3	69/1.33	78/5.5	70/12	72/1	9.83	77.23																
126	(56)	50	Paisley Gibbons Watt : Western Region, Canada	R	86/12.5	81.5/0.99	79/30	74/1.6	80.5/1	15.09	78.25/15.5	81.1/12	74.35/1	76.75/1	78.6/0.97	14	86.25/1	75/21	77.8/4	72.5/21	84.75/30	46	75.09																
106	(45)	51	Mia Slicer McLaughlin : Scotland	R	83.75/0.99	83.5/17.5	75.5/1	78/31	82.5/16	34.5	78.75/18	84.8/36	63.85/0.96	63/0.95	84.8/1	19.96	86.5/1	73/14.5	81/14.5	46/0.99	74.5/2	17.5	71.95																
207	(42)	52	Maeve Rotter Doherty Petri : USA and Ireland	R	83/0.98	83/11	72.25/0.95	70/0.95	81/2.5	4.44	79.5/23	81.9/18	76.85/12	64.5/0.95	90.4/30.5	53	89.25/11	68.5/1	75/1	68/6.5	69/0.99	8.5	65.93																
103	(53)	53	Molly O Reilly Cabe Academy : Cuige Laighean, Eire	R	83/0.98	82/1	73/0.96	74/1.6	85.5/51.5	3.58	73/0.98	73.25/0.96	77/13	81.75/18	87.8/16	29.98	90.25/19.5	77/27	80/11	60/1	73/1	31.5	65.06																
123	(54)	54	Deirdre Collins McGing : Mid America Region, USA	R	88/31	78.8/0.96	76.5/10.5	73.5/0.99	82/11.5	22.99	77/6.5	74/0.97	74.25/1	66.75/0.96	87.1/10.5	8.46	86.75/1	75.5/22	80/11	72/19.5	75/3	33.5	64.96																
140	(47)	55	Stephanie Drdul Penk-O'Donnell : Western Region, Canada	R	78/0.95	79.2/0.97	75.75/1	77/23	77/0.95	2.92	81.25/33.5	81.6/17	78/19	79/7.5	86.3/2.5	43.5	85.5/1	64/0.99	70/0.99	68.5/8	78.5/13	9.99	56.41																
200	(52)	56	Eden Mc Cague Fiona Gallagher : Cuige Laighean, Eire	R	82.5/0.97	86.25/33	74.75/0.99	78/31	80.5/1	32.98	66/0.96	84/32	67/0.97	72.25/0.98	74.2/0.96	2.91	88/5	66.5/1	73/1	69.5/10	79/15	16	51.88																
197	(57)	57	Ella Orłowski Kinsella : Mid America Region, USA		82/0.97	85.25/26.5	76/4.5	72.5/0.98	82.75/18.5	23.98	70.25/0.97	80.3/3	74.35/1	72.75/0.98	86.3/2.5	4.48							28.46																

Oireachtas Rince na Cruinne 2022

Final Result for Competition 33 : Girls 10 - 11



Notes: MW = World Medal winner : R = Recaller : Score = Judges marks : IP = Irish Points (Grid Score) : FTC = Failed To Complete : * All Totals exclude High and Low scores

																																							
		Melissa Convery-Masterson		Bernie Curley		Bill Maple		Stephen McAteer		Barbara Slater		1st Round Total (IP) *		Anne Blair		Kathleen Boutin		Michael Donnellan		Allis O'Dowda		Lisa Waites		2nd Round total (IP) *		Ann Ash		Lisa Delaney		Isabella Fogarty		Sonia McLaughlin		Marnie O'Callaghan-Maple		3rd Round Total (IP) *		TOTAL IP *	
Card	Position @ recall	Final Place	Name/School	Status	ROUND 1 : Score/IP					ROUND 2 : Score/IP					ROUND 3 : Score/IP																								
179	(58)	58	Honor Sky Conlon Deborah Whelan : Southern Region, England		80.5/0.96	83.5/17.5	76.25/8.5	72/0.98	82.5/16	25.48	73.75/0.98	75.5/0.98	67.25/0.97	77/1	86.5/4	2.96																						28.44	
211	(59)	59	Bonnie Devlin McCaul : Cuige Uladh, Eire		82/0.97	84.25/21.5	75.75/1	72.5/0.98	85/45	23.48	76.25/2.5	77.75/0.99	66.85/0.97	70.25/0.97	70.2/0.95	2.93																					26.41		
210	(60)	60	Rosie Ruddy Turley Duggan : Midlands Region, England/Wales		82.75/0.98	85.8/31	75/0.99	72/0.98	82/11.5	13.47	74/0.99	77.25/0.99	76.25/10.5	84.5/24	84.3/0.99	12.48																					25.94		
112	(61)	61	Olivia Patrice Scanlon : Midlands Region, England/Wales		84/0.99	79.5/0.97	72/0.95	74/1.6	76/0.95	2.91	81.5/35	79.25/1	78.55/20	73.25/0.98	84.2/0.99	21.99																					24.89		
162	(62)	62	Emily Sorenson Celtic Steps : Western Region, USA		85.75/9.5	80.75/0.99	77/14.5	75/11	80/0.99	21.49	75.75/1	73.5/0.97	67.5/0.98	76/1	78/0.96	2.94																					24.43		
131	(63)	63	Lara Lodge Holly & Kavanagh : Cuige Laighean, Eire		83.75/0.99	79.5/0.97	75.25/0.99	76/16.5	78/0.96	2.95	75.75/1	80.4/4	77.65/15.5	65.75/0.95	88.2/17	20.5																				23.45			
102	(64)	64	Samantha Krier Beglan Academy : Mid America Region, USA		84/0.99	81.25/0.99	74.25/0.98	75.5/13.5	79/0.98	2.96	76/1	83.9/31	73/0.99	81.25/16	83.6/0.99	17.99																					20.95		
144	(65)	65	Katie Duggan Doherty Petri : USA and Ireland		87/23	78.75/0.96	77/14.5	69.5/0.95	79/0.98	16.44	70.5/0.97	80/1	74.5/1	80.25/13	83.6/0.99	2.99																					19.42		
148	(66)	66	Ella Cortney Wick : Western Region, USA		86/12.5	80.25/0.98	76/4.5	68.5/0.95	79.5/0.98	6.46	77/6.5	72/0.96	76/8	78/4	79.4/0.97	11.47																					17.93		
122	(67)	67	Niamh Connolly Finbarr Conway Academy : Southern Region, England		86/12.5	81/0.99	74.25/0.98	78/31	76.5/0.95	14.47	74.5/0.99	71.5/0.95	68.65/0.98	62.5/0.94	84.6/0.99	2.92																					17.39		
181	(68)	68	Isabella Murphy Stokes-Collins : North East Region, England		79/0.95	80/0.97	73.25/0.96	71.5/0.97	80.75/1	2.91	79/19.5	72.75/0.96	70/0.98	76.5/1	87.3/12	13.98																					16.89		
151	(69)	69	Sheena King Halloran : New South Wales, Australia		85.25/5	82.5/5.5	73/0.96	77/23	81/2.5	13	76/1	78/0.99	63/0.96	82/19	71.5/0.95	2.95																					15.95		
141	(70)	70	Emmy KemperMeghan Torno School : Mid America Region, USA		80/0.96	83.75/20	73.25/0.96	70.5/0.96	79.5/0.98	2.91	82.75/43	74.75/0.97	70/0.98	79.75/11	84.7/0.99	12.98																					15.88		
152	(71)	71	Sienna WongMeghan Torno School : Mid America Region, USA		85.5/7	82.25/4	75/0.99	75/11	78.5/0.97	11.99	64/0.95	76.5/0.98	70.5/0.99	79/7.5	83/0.99	2.95																					14.94		
116	(72)	72	Scarlett Honan Halloran : New South Wales, Australia		84.5/1	72/0.94	74/0.97	71.5/0.97	77.5/0.96	2.9	80/25.5	80.9/9.5	62.55/0.95	74/0.99	72.6/0.95	11.44																					14.34		
128	(73)	73	Nola Steffenhagen Bellator Academy : Mid America Region, USA		82/0.97	78.5/0.96	78/22.5	73/0.99	80/0.99	2.95	72.75/0.98	83.4/28	76/8	76.25/1	79.5/0.97	9.97																					12.92		
136	(74)	74	Gabrielle Brown McGrath Morgan Academy : Southern Region, USA		83/0.98	73.25/0.95	72/0.95	73/0.99	78.5/0.97	2.9	81.25/33.5	79/0.99	76/8	66/0.95	85.2/1	9.99																					12.89		
191	(75)	75	Keira O'Reilly Sharon Taylor : Scotland		81/0.96	82.75/8	75.5/1	74.5/6.5	78.25/0.97	8.46	74.25/0.99	82/19	68.75/0.98	70/0.97	82.4/0.98	2.95																					11.42		
205	(76)	76	Ella Rose Cronan Cleary : Western Region, USA		83.75/0.99	85.5/28.5	74.25/0.98	71.5/0.97	81.25/6	7.97	74.25/0.99	76.75/0.98	77.85/18	75.5/0.99	82.7/0.98	2.97																					10.93		

Oireachtas Rince na Cruinne 2022

Final Result for Competition 33 : Girls 10 - 11



Notes: MW = World Medal winner : R = Recaller : Score = Judges marks : IP = Irish Points (Grid Score) : FTC = Failed To Complete : * All Totals exclude High and Low scores

																																							
		Melissa Convery-Masterson		Bernie Curley		Bill Maple		Stephen McAteer		Barbara Slater		1st Round Total (IP) *		Anne Blair		Kathleen Boutin		Michael Donnellan		Allis O'Dowda		Lisa Waites		2nd Round total (IP) *		Ann Ash		Lisa Delaney		Isabella Fogarty		Sonia McLaughlin		Mairne O'Callaghan-Maple		3rd Round Total (IP) *		TOTAL IP *	
Card	Position @ recall	Final Place	Name/School	Status	ROUND 1 : Score/IP					ROUND 2 : Score/IP					ROUND 3 : Score/IP																								
161	(77)	77	Eliza Belle JoseDoherty Petri : USA and Ireland		84.5/1	80.25/0.98	76/4.5	75.5/13.5	78/0.96	6.47	74/0.99	76/0.98	65/0.97	72/0.98	67/0.94	2.92																				9.4			
115	(78)	78	Pippa Chevalier DeNogla Academy : Mid Atlantic Region, USA		87/23	73.5/0.95	76/4.5	70/0.95	78/0.96	6.42	73.5/0.98	81.2/13	67.65/0.98	66.25/0.95	82.8/0.99	2.94																				9.36			
130	(79)	79	Cara White Hunt : Southern Region, USA		83.5/0.98	75/0.95	74/0.97	69.75/0.95	79/0.98	2.9	73.75/0.98	78.25/0.99	73.65/0.99	77.75/3	86.8/6.5	4.98																				7.89			
139	(80)	80	Aoibheann Hefferon Maguire-O'Shea : Southern Region, England		84.25/1	80/0.97	76.5/10.5	72.5/0.98	80/0.99	2.97	71.25/0.97	72/0.96	75/2.5	87.75/31	68.3/0.94	4.42																				7.39			
164	(81)	81	Lillian Millstein Teelin School : Southern Region, USA		85/2.5	80.75/0.99	74.75/0.99	74.5/6.5	77.5/0.96	4.47	72.75/0.98	72.5/0.96	62.75/0.95	74/0.99	71/0.95	2.89																				7.36			
184	(82)	82	Frances DeYulia McDade-Cara : Mid Atlantic Region, USA		76.5/0.95	79/0.96	73.25/0.96	69.5/0.95	79.75/0.99	2.88	72.5/0.98	75.75/0.98	64.75/0.96	77.5/2	88.7/19.5	3.95																				6.83			
109	(83)	83	Maisie Stewart Michael Patrick Gallagher : Western Region, USA		84/0.99	80/0.97	78/22.5	74/1.6	77/0.95	3.57	83.5/50	79.5/1	60.65/0.95	62/0.94	84.8/1	2.94																				6.5			
111	(84)	84	Millie Valenti Mulvihill-Lynch : Mid Atlantic Region, USA		89/36.5	77/0.95	75/0.99	72.5/0.98	80/0.99	2.96	75/0.99	73/0.96	79.65/27	75.25/0.99	78.6/0.97	2.95																				5.91			
182	(85)	85	Giovanna Coffey Harney Pender Keady Academy : New England Region, USA		83.75/0.99	80.75/0.99	75.75/1	72/0.98	81.25/6	2.97	76.25/2.5	76.25/0.98	64/0.96	67/0.96	69.2/0.95	2.9																				5.87			
171	(87)	86(T)	Lucy Nuttall Keegan Academy : North West Region, England		83/0.98	80.7/0.98	75.25/0.99	69.5/0.95	78.5/0.97	2.94	67/0.96	71.5/0.95	69/0.98	70/0.97	82.5/0.98	2.91																				5.85			
173	(86)	86(T)	Megan Keadin Turley Duggan : Cuige Chonnacht, Eire		78/0.95	81.1/0.99	73.25/0.96	73.5/0.99	80/0.99	2.94	71.5/0.97	75.25/0.98	64.5/0.96	73.5/0.98	74.3/0.96	2.91																				5.85			
146	(89)	88(T)	Miquella Rohrer Avoca Irish Dance : Western Region, USA		83.75/0.99	82.2/3	73.5/0.97	70.5/0.96	76/0.95	2.91	59/0.94	73/0.96	72/0.99	75/0.99	79.1/0.97	2.92																				5.84			
163	(88)	88(T)	Caoimhe Leach Caroline Greene School : Scotland		82/0.97	79.75/0.97	73.75/0.97	72/0.98	80.5/1	2.92	73/0.98	74/0.97	64/0.96	70.5/0.97	82/0.98	2.92																				5.84			
188	(90)	90	Lucy O'Connor Hession : Cuige Chonnacht, Eire		78/0.95	87.5/39	74.75/0.99	71/0.96	78.25/0.97	2.92	65.5/0.95	71/0.95	70.75/0.99	71.75/0.98	87.1/10.5	2.92																				5.83			
156	(91)	91	Ava Buckley Kavanagh Porter Academy : USA & Ireland		80/0.96	78/0.96	78.25/25.5	71/0.96	75/0.94	2.88	76.5/4	70.5/0.94	72.5/0.99	73/0.98	77/0.96	2.93																				5.81			
119	(92)	92(T)	Emily Rose Hourihan Hennigan Irish Dance : Southern Region, England		80/0.96	79/0.96	74/0.97	74.5/6.5	78.5/0.97	2.91	65.75/0.96	78.75/0.99	60/0.94	62/0.94	86.9/8	2.89																				5.8			
190	(93)	92(T)	Nora Marie MacConaonaigh Doherty Petri : USA and Ireland		79/0.95	80.4/0.98	71.75/0.95	73.5/0.99	79/0.98	2.91	69.5/0.96	74.75/0.97	60.25/0.95	67.5/0.96	77.3/0.96	2.88																				5.8			
172	(94)	94	Phoebe Marshall Boyle : Southern Region, USA		79/0.95	84.75/24	72.75/0.96	71.5/0.97	76/0.95	2.88	73.5/0.98	77.5/0.99	62.75/0.95	69.5/0.97	76.2/0.96	2.91																				5.79			
167	(96)	95(T)	Gabriella Lenahan McConomy-Bradley-Doherty : North West Region, England		81.25/0.97	78.75/0.96	73.5/0.97	71.5/0.97	78.5/0.97	2.9	60/0.94	71.75/0.95	65/0.97	68/0.96	76/0.96	2.87																					5.78		

Oireachtas Rince na Cruinne 2022

Final Result for Competition 33 : Girls 10 - 11

Notes: MW = World Medal winner : R = Recaller : Score = Judges marks : IP = Irish Points (Grid Score) : FTC = Failed To Complete : * All Totals exclude High and Low scores

																							
Card	Position @ recall	Final Place	Name/School	Status	ROUND 1 : Score/IP					ROUND 2 : Score/IP					ROUND 3 : Score/IP					1st Round Total (IP) *	2nd Round total (IP) *	3rd Round Total (IP) *	TOTAL IP *
169	(95)	95(T)	Emily Hayer DeNogla Academy : Mid Atlantic Region, USA		82.75/0.98	81.5/0.99	73.5/0.97	70.5/0.96	79/0.98	2.92	68/0.96	70.75/0.95	62/0.95	66.5/0.96	75.2/0.96	2.86							5.78
175	(96)	95(T)	Ailie McDonagh Halloran : New South Wales, Australia		75/0.94	80.1/0.98	72.25/0.95	72/0.98	79/0.98	2.91	65/0.95	72.25/0.96	60/0.94	68.5/0.96	79.5/0.97	2.87							5.78
155	(98)	98	Mary-Kate Murphy The Irish Dance Academy : Southern Region, England		79/0.95	77/0.95	76/4.5	68.5/0.95	76.5/0.95	2.86	63/0.95	79/0.99	70/0.98	69/0.97	79/0.97	2.92							5.77
170	(100)	99(T)	Mya Curran McLaughlin : Scotland		80.75/0.96	79.75/0.97	74/0.97	71/0.96	80.5/1	2.91	62/0.94	70.25/0.94	61/0.95	71.5/0.98	73.6/0.95	2.85							5.76
187	(99)	99(T)	Leila Frederick McGrath Morgan Academy : Southern Region, USA		79.25/0.96	75.5/0.95	71.5/0.94	68.5/0.95	77.25/0.96	2.85	73.25/0.98	78.5/0.99	63/0.96	64/0.95	79.2/0.97	2.91							5.76
199	(101)	101	Courtney Daniel Celtic Steps : Western Region, USA		75/0.94	82/1	70.75/0.94	71/0.96	79.75/0.99	2.89	64.25/0.95	71.25/0.95	63/0.96	65.5/0.95	90.1/28	2.86							5.75
176	(102)	102	Lexie Walsh Scanlon : Midlands Region, England/Wales		76/0.94	79.2/0.97	71.75/0.95	70/0.95	79.25/0.98	2.87	63.5/0.95	71.25/0.95	59.75/0.94	72.5/0.98	83.4/0.99	2.88							5.74
185	(104)	103(T)	Mariya Malis Gorgin Carroll : Eastern Region, Canada		76.75/0.95	77/0.95	72.25/0.95	70/0.95	77.25/0.96	2.86	74.75/0.99	74.5/0.97	61/0.95	65/0.95	71.8/0.95	2.87							5.73
198	(103)	103(T)	Caolinn Mairread Coccozza Stanton Taylor : Scotland		77/0.95	79/0.96	72/0.95	68/0.94	78/0.96	2.86	71.75/0.97	70/0.94	62.25/0.95	73.75/0.98	69.3/0.95	2.87							5.73
203	(105)	103(T)	Abigail Frieder Wirk : Western Region, USA		77/0.95	79.5/0.97	72.75/0.96	70.5/0.96	77/0.95	2.87	64.75/0.95	70.5/0.94	66.25/0.97	68.75/0.96	68.2/0.94	2.86							5.73
135	(106)	106(T)	Evelyne Leblanc-Nadeau Sun Fay Leahy : Eastern Region, Canada		76/0.94	72/0.94	70/0.94	71/0.96	75/0.94	2.83	70.75/0.97	70.75/0.95	67.65/0.98	62/0.94	81.7/0.98	2.89							5.72
193	(107)	106(T)	Rhiannon Ung Alexia Scamp : Western Region, Canada		81.25/0.97	77.5/0.95	72.25/0.95	68/0.94	78/0.96	2.87	62.5/0.95	72.5/0.96	59.5/0.94	71.25/0.97	68.4/0.94	2.85							5.72
145	(108)	108	Nadina Martin Caroline Zimmerman : North West Region, England		80.25/0.96	75.5/0.95	72.25/0.95	69/0.95	77/0.95	2.85	55/0.94	71/0.95	60/0.94	66/0.95	78/0.96	2.85							5.7
178	(109)	109	Caroline Zimmerman McGine : Mid America Region, USA		75/0.94	72/0.94	70.75/0.94	67/0.94	75.5/0.94	2.83	64.5/0.95	70/0.94	63.75/0.96	74.5/0.99	69/0.95	2.85							5.68

Thank you for choosing www.feisresults.com