

# Oireachtas Rince na Cruinne 2022

Results for Competition 32 : Girls 11 - 12



## Round 1

Ann Ash  
Isabella Fogarty

Marnie O'Callaghan-Maple

Lisa Delaney  
Sonia McLaughlin

## Round 2

David Daly  
Edward J. Murphy

Attracta Quinn

Conleth Mullan  
Patrick J. O'Hare

## Round 3

Noelle Curran  
Angela McDonagh


James A.M. Smith

Patricia Kennelly  
Kathleen Murray

# Oireachtas Rince na Cruinne 2022

## Final Result for Competition 32 : Girls 11 - 12



Notes: MW = World Medal winner : R = Recaller : Score = Judges marks : IP = Irish Points (Grid Score) : FTC = Failed To Complete : \* All Totals exclude High and Low scores

																							
Card	Position @ recall	Final Place	Name/School	Status	ROUND 1 : Score/IP					ROUND 2 : Score/IP					ROUND 3 : Score/IP					1st Round Total (IP) *	2nd Round total (IP) *	3rd Round Total (IP) *	TOTAL IP *
156	(1)	1	Evie Roberts Carey Academy : North West Region, England	MW	94.5/100	85/75	93/100	90/100	93/100	300	98/100	95.5/75	96/100	92/60	89/60	235	97/100	91/75	97/100	99/100	97/100	300	835
144	(2)	2	Anna McGlew Scoil Rince an Chroi : Cuige Uladh, Eire	MW	93.5/75	83.5/50	89/62.5	86/60	80.7/0.99	172.5	94/53	90.5/35.5	94/56	96/100	84.5/41	150	92/41	85.25/37	94.5/41	88/19.5	86.75/28	106	428.5
158	(6)	3	Mikayla Young Callanan MacLoone O' Meara : Cuige Mumhan, Eire	MW	90.25/24	82.5/41	85.7/28	82/44	88.7/33	102	94.5/56	89.5/30	90.25/43	91/53	84.3/39	135	95.5/56	88.75/50	96/60	98/65	95/75	181	418
211	(10)	4	Orla Wormald Nadine Martin Academy : North West Region, England	MW	91/34	81.5/36	85.1/22	79.5/25	89.75/43	95	93.5/50	91.75/45	87.5/30	87.6/15	82.2/28	103	96.75/75	89.5/56	95.75/56	97.5/60	93/48.5	172	370
225	(8)	5	Aristea Zehnacker Corda Mor : Mid America Region, USA	MW	90/19	81/32.5	88.3/48.5	78.5/22	88.6/32	86.5	90/32	92/48.5	93/50	91.5/56	82.5/30	130.5	96/60	84.25/33	94.75/44	95/45	87/30	122	339
121	(4)	6	Alia Albers Cresham Academy : Cuige Chonnacht, Eire	MW	91.25/36.5	84/54.5	88.8/56	79.5/25	91.3/65	147	93/47	91.5/42	92/47	88.7/29	82.3/29	118	89.5/25	78/8	95.5/51.5	92/33.5	80.5/0.99	66.5	331.5
210	(15)	7	Linden Gawronski Rochester Academy : Mid Atlantic Region, USA	MW	90.25/24	76/0.99	88.4/53	81/35.5	90.1/53	112.5	84.6/5.5	87.5/19.5	83.35/11	89.2/34	89.5/65	64.5	93/50	87.5/47	94.75/44	89.5/24.5	93.75/54.5	141	318
118	(3)	8	Holly Brennan Curley Brennan : Cuige Laighean, Eire	MW	93/65	84.25/60	86.7/35	80/28.5	87.7/29	124	84.75/8	94.5/62.5	95/65	90.9/50	86.5/53	165.5	84/0.98	77/3.5	95.5/51.5	89/22.5	77/0.98	26.98	316.48
204	(5)	9	Lucie Pardy Flynn O'Kane Academy : Cuige Mumhan, Eire	MW	89.75/13	79.5/22	89/62.5	81/35.5	90.5/60	117.5	90.5/34	92.25/53	94.25/60	89.6/37	81.7/24	124	89.8/28	84.5/34	91.5/26	87/15.5	83.75/16.5	70.5	312
163	(11)	10	Ellis Gaughan McGahan Lees : Midlands Region, England/Wales	MW	92/47.33	80.75/31	87.8/40	82/44	86.6/21	115	79.2/0.95	91/37.5	89.25/36	89.7/38	76/0.97	74.47	88.8/16	86.5/43	92.5/31	94/40	94/60	114	303.47
232	(7)	11	Eila Beckett Nadine Martin Academy : North West Region, England	MW	90.25/24	86/100	82.7/1.2	71/0.99	91.5/75	100.2	95/60	91/37.5	77/0.98	89/33	85.2/47	117.5	90.3/32	78.25/9	93.25/35	89.5/24.5	84/18.5	75	292.7
174	(32)	12	Doireann Moffatt Sylvan Kelly : Cuige Chonnacht, Eire	MW	88.25/0.98	79/18.5	85.5/25	75.5/10	81/0.99	29.49	84.7/7	88/22	95.5/75	79.2/0.95	83.8/36	65	96.5/65	92/100	96.5/75	97/56	91.5/38	196	290.49
129	(9)	13	Alex O'Donnell Doherty Petri : USA and Ireland	MW	92/47.33	83.25/47	87/36	78/20	86.3/20	103	91.5/37	92/48.5	88.75/34	89.3/35	83/33	106	88/3	90/65	92/28.5	91/29.5	78.5/0.98	61	270
235	(17)	14	Charlotte Thomson Cabe Academy : Cuige Laighean, Eire	MW	91.75/42	84.5/65	88.3/48.5	81.5/39	89.4/39	129.5	78.75/0.94	63/0.92	89/35	87.9/17	81/16.5	34.44	93.5/53	79.25/12	92/28.5	94/40	87/30	98.5	262.44
166	(20)	15	Ava Mc Laughlin McCaul : Cuige Uladh, Eire	MW	89.5/6.5	83/44	85/20	78/20	79/0.97	46.5	84.3/2	94.5/62.5	89.75/39	87.4/13	84.9/43	95	91/37	84.75/35	93.5/36	96.5/53	92/40	113	254.5
236	(25)	16	Coco Ward Kavanagh Porter Academy : USA & Ireland	MW	90/19	81.5/36	81.8/0.99	83/53	87.6/28	83	75.5/0.92	76/0.96	91/45	90/41	80.3/4.5	46.46	92.8/47	86.25/41	91.25/25	91.5/31.5	92.75/45	117.5	246.96
208	(19)	17	Lauren Gallagher Hennigan Irish Dance : Southern Region, England	MW	92/47.33	84/54.5	86.1/33	80.5/31.5	84.5/13	111.83	83.9/1	89.5/30	84.75/18	84.7/1	80.8/13.5	32.5	92.5/43	83.5/29.5	91.75/27	98.5/75	85/22.5	99.5	243.83
147	(14)	18	Aisling Xinyan Wang Nina Burke : Cuige Laighean, Eire	MW	91.5/38.5	81.5/36	85.8/29.5	75/8.5	90.2/56	104	89.25/29	88.5/25	85.25/21.5	92.5/65	80.9/15	75.5	88.7/14	82.5/24	90/17.5	88.5/21	84/18.5	57	236.5

# Oireachtas Rince na Cruinne 2022

## Final Result for Competition 32 : Girls 11 - 12



Notes: MW = World Medal winner : R = Recaller : Score = Judges marks : IP = Irish Points (Grid Score) : FTC = Failed To Complete : \* All Totals exclude High and Low scores

						Ann Ash	Lisa Delaney	Isabella Fogarty	Sonia McLaughlin	Marnie O'Callaghan-Maple	1st Round Total (IP) *	David Daly	Conleth Mullian	Edward J. Murphy	Patrick J. O'Hare	Attracta Quinn	2nd Round total (IP) *	Noelle Curran	Patricia Kennelly	Angela McDonagh	Kathleen Murray	James A.M. Smith	3rd Round Total (IP) *	TOTAL IP *
Card	Position @ recall	Final Place	Name/School	Status	ROUND 1 : Score/IP					ROUND 2 : Score/IP					ROUND 3 : Score/IP									
233	(13)	19	Orlaith Kelly Devaney- Togher Academy : Midlands Region, England/Wales	MW	89.75/13	81.25/34	85.3/24	81/35.5	80.4/0.99	71	91/35	89/27.5	88/31	90.5/47	94/100	113	89.6/26	76.25/1	89/11.5	93.5/38	83/12	49.5	233.5	
231	(29)	20	Nola Pinkham Brady Academy : New England Region, USA	MW	89.25/1.75	82/38.5	84.4/17	77/16.5	82.6/5	38.5	92.5/43	77/0.97	90/41	88.9/31.5	76/0.97	73.47	92.75/45	82.75/25.5	93.75/37	91/29.5	93.75/54.5	111.5	223.47	
246	(22)	21	Isabella Renzi McGrath Morgan Academy : Southern Region, USA	MW	90/19	76/0.99	85.1/22	81/35.5	80.8/0.99	41.99	89/28	90/32.5	89.5/37	89.5/36	80.5/8.5	96.5	89.7/27	89.75/60	91/23.5	86.5/13.5	88.25/34	84.5	222.99	
207	(21)	22	Ella-Rose Hursit McGahan Lees : Southern Region, England	R	89/1	80/27	85.8/29.5	71/0.99	69.5/0.92	28.99	92.25/41	88.5/25	93.5/53	90.4/45	73.5/0.95	111	90.6/34	81.75/21	88/4.5	90/26	92/40	81	220.99	
116	(24)	23	Saoirse Griffin Aine Murphy Academy : Cuige Mumhan, Eire	R	92.5/60	79/18.5	87.1/37	82/44	80.3/0.98	99.5	84.5/3.5	82.5/1	86.25/25.5	76.5/0.93	88/56	30	89/18.5	83/27	93/33.5	91.5/31.5	80/0.99	77	206.5	
122	(16)	24	Juliette Daly Flynn : Mid Atlantic Region, USA	R	92.25/54.5	68/0.95	85.9/31	80/28.5	87.3/25	84.5	88.5/26.5	91.5/42	88.25/32	88/19	81.9/26	84.5	89.2/21	84/32	89.5/14.5	82/1.33	75/0.98	36.83	205.83	
101	(12)	25	Maia Doherty McConomy : Cuige Uladh, Eire	R	88.75/0.99	76.5/1	88/44	76/12.5	73.3/0.95	14.49	96.5/65	98/100	88.5/33	94.5/75	70.75/0.93	173	0/0	0/0	0/0	0/0	0/0	0	187.49	
171	(50)	26	Maddie Barry Holly & Kavanagh : Cuige Laighean, Eire	R	89.5/6.5	80/27	80/0.97	81/35.5	78/0.96	34.47	84.2/1	85.5/11.5	71.75/0.95	76.9/0.93	76.5/0.97	2.92	90.5/33	89.25/53	96.25/65	94.5/43	90/36.5	132.5	169.89	
148	(23)	27	Calliandra Grzybek Tir Na Greine : Southern Region, USA	R	89.75/13	78/12	86.4/34	80/28.5	88.1/31	72.5	87.5/23.5	87/17.5	89.6/38	88/19	78.25/0.99	60	88.2/6	82.75/25.5	85.5/0.99	90.5/27.5	80/0.99	32.49	164.99	
145	(27)	28	Leah Lonergan Scoil Uí Ruairc : Cuige Mumhan, Eire	R	86.75/0.95	79.75/24.5	81.8/0.99	87/65	85.8/17	42.49	90.25/33	87.5/19.5	82.75/7	88.2/21	82.7/31	71.5	87.7/1	81.5/20	89/11.5	87.5/17.5	88/33	49	162.99	
224	(31)	29	Heidi Corcoran Stephanie Power : Cuige Chonnacht, Eire	R	87.75/0.97	72/0.98	87.8/40	83/53	89.9/47	87.98	84/1	80/0.98	82/5	84.5/1	86/50	6.99	89.9/29	75/0.99	95/47	86/12	85.75/24.5	65.5	160.47	
102	(36)	30	Ellie Quinlan Callanan MacLoone O' Meara : Cuige Mumhan, Eire	R	89/1	75/0.99	83.2/10	83/53	88.8/34	45	97.5/75	82/0.99	83/9	81.5/0.98	81.5/22	31.99	90.8/36	85.5/38	88.25/6.5	85/10	87.75/32	78	154.99	
215	(34)	31	Megan Mallen Kelly Hendry : North East Region, England	R	90.75/31.5	71/0.97	80/0.97	79.5/25	79.6/0.97	26.95	87.5/23.5	91.25/39	81.35/2	87/12	81.8/25	60.5	91.5/39	75.75/1	92.25/30	77.5/0.99	90/36.5	67.5	154.94	
154	(18)	32	Orla Sherry McLaughlin : Scotland	R	92.25/54.5	67/0.94	84.7/18	80/28.5	72.6/0.95	47.45	88.5/26.5	92.5/56	86.5/27	89.9/39	82.9/32	98	86.7/0.99	80/15	86.5/0.99	83/4	80.75/0.99	5.99	151.43	
213	(46)	33	Addison Bakich Magennis Academy : Southern Region, USA	R	84.5/0.93	76.5/1	79.9/0.97	49/0.92	83.5/9.5	2.89	87.25/22	85/9	85.25/21.5	86.1/6	73.75/0.96	36.5	91.25/38	79.5/13.5	94.25/39	90.5/27.5	93/48.5	104.5	143.89	
152	(26)	34	Robyn O'Shea Cowhie-Ryan McCole : Cuige Mumhan, Eire	R	91.75/42	80.5/29.5	87.6/38	81/35.5	84.9/14	103	85.75/14.5	86.5/15.5	77.5/0.98	85.9/4	77.75/0.98	19.48	86.2/0.98	79.5/13.5	86/0.99	69/0.98	84.5/20	15.47	137.96	
172	(28)	35	Mary Ni Dheagh Ryan-Cummins Academy : Cuige Mumhan, Eire	R	90.5/28.5	78/12	88/44	75/8.5	87/22	62.5	83.1/0.99	90.5/35.5	83.75/14	79.7/0.96	84.1/37	50.49	89/18.5	74/0.99	83.75/0.98	87/15.5	81/1	17.48	130.47	
105	(30)	36	Maura Goddeyne Kotelnicki : Mid Atlantic Region, USA	R	91/34	69.5/0.96	85.6/26.5	88/75	87.1/23	83.5	82/0.97	88/22	85.25/21.5	73.5/0.92	73/0.95	23.43	86.6/0.99	76.75/2	89.5/14.5	85.5/11	82/4	17	123.93	

# Oireachtas Rince na Cruinne 2022

## Final Result for Competition 32 : Girls 11 - 12



Notes: MW = World Medal winner : R = Recaller : Score = Judges marks : IP = Irish Points (Grid Score) : FTC = Failed To Complete : \* All Totals exclude High and Low scores

						Ann Ash	Lisa Delaney	Isabella Fogarty	Sonia McLaughlin	Marnie O'Callaghan-Maple	1st Round Total (IP) *	David Daly	Conleth Mullian	Edward J. Murphy	Patrick J. O'Hare	Attracta Quinn	2nd Round total (IP) *	Noelle Curran	Patricia Kennelly	Angela McDonagh	Kathleen Murray	James A.M. Smith	3rd Round Total (IP) *	TOTAL IP *
Card	Position @ recall	Final Place	Name/School	Status	ROUND 1 : Score/IP					ROUND 2 : Score/IP					ROUND 3 : Score/IP									
241	(37)	37	Eva-Rose O'Sullivan Deborah Whelan : Southern Region, England	R	90.5/28.5	79.75/24.5	80.7/0.98	80.5/31.5	86.1/19	72	81/0.96	77.5/0.97	87/29	77.5/0.94	75.5/0.96	2.9	89.4/23.5	73.75/0.99	87/1	93/36.5	85.75/24.5	49	123.89	
196	(41)	38	Lilly Mai Rodgers Alison Quigley : Cuige Uladh, Eire	R	89.75/13	77/3	92/75	76/12.5	87.5/27	52.5	82.15/0.98	81.5/0.99	77.75/0.99	86.7/10	77.25/0.98	2.95	87.3/0.99	82/22	88.75/10	92/33.5	86/26.5	58.5	113.95	
176	(47)	39	Adele Kushner Wilson-Bryson-Dennis School : Eastern Region, Canada	R	89.75/13	78/12	85.1/22	67/0.98	69/0.92	25.98	85.2/11	89/27.5	65.25/0.92	79.9/0.96	78/0.98	12.94	90/30	83.25/28	87.75/2.5	92.5/35	83.5/15	73	111.93	
177	(58)	40	Scarlotte Heessen Scanlon : Midlands Region, England/Wales	R	83/0.92	74/0.98	83.5/12	60/0.97	83/6	7.96	85.75/14.5	86/13.5	81.75/4	79.4/0.96	77/0.98	18.48	90.25/31	86/39	86.5/0.99	86.5/13.5	92.5/43	83.5	109.93	
229	(35)	41	Maggie Murphy Boland : Mid Atlantic Region, USA	R	89.5/6.5	73.5/0.98	82.4/0.99	76/12.5	89.8/45	19.99	92/39	81/0.99	85/19	88/19	82/27	65	87.85/1	72.25/0.98	92.75/32	81.5/1	85/22.5	24.5	109.49	
193	(33)	42	Clea Sullivan Curley Brennan : Cuige Laighean, Eire	R	90.5/28.5	83/44	78.4/0.95	60/0.97	70.5/0.93	30.42	91.25/36	90/32.5	83.6/13	81/0.97	81/16.5	62	88.45/10	74.5/0.99	90.25/19.5	78.5/0.99	81/1	11.99	104.4	
167	(40)	43	Cora Burns Sharon Taylor : Scotland	R	90/19	76/0.99	83/6.5	82/44	86/18	43.5	85.25/12	78/0.97	83.25/10	83.3/0.99	76.25/0.97	11.96	87/0.99	76/1	94/38	95.5/47	82.5/8.5	47.5	102.96	
125	(53)	44	Lilly Ward Marie Connell : Midlands Region, England/Wales	R	90.5/28.5	75/0.99	81.3/0.98	70/0.99	89.3/38	30.48	81.5/0.97	69.5/0.94	73.75/0.97	78/0.94	76.25/0.97	2.88	88.6/13	87/45	89.75/16	89/22.5	81/1	51.5	84.85	
162	(66)	45	Hannah Logatto Kavanagh Porter Academy : USA & Ireland	R	86.5/0.95	75.5/0.99	83.3/11	79/23	70.9/0.93	12.94	84.25/1	82/0.99	79.5/0.99	84.3/0.99	81.3/20	2.99	89.3/22	75.25/0.99	88/4.5	96/50	89/35	61.5	77.43	
230	(59)	46	Lusai Gillespie McNelis Cunningham : Cuige Uladh, Eire	R	87/0.96	78.5/16.5	83/6.5	70/0.99	75.5/0.96	8.45	78/0.94	80.5/0.98	79/0.99	87.5/14	85/45	15.97	89.4/23.5	77.25/5	91/23.5	76.5/0.99	94.5/65	52	76.42	
214	(38)	47	Georgia Mitchell Sharon Taylor : Scotland	R	89.25/1.75	68.5/0.96	77.4/0.93	53/0.94	80.4/0.99	2.88	85.8/16	88/22	86.25/25.5	88.6/28	77.75/0.98	63.5	86.5/0.98	74.25/0.99	87.75/2.5	87.5/17.5	82/4	7.49	73.87	
189	(71)	48	Kiera McGlynn Inishfree : Mid Atlantic Region, USA	R	87.75/0.97	77.5/7	80.8/0.98	53.5/0.94	88/30	8.95	83.9/1	72/0.95	70.45/0.94	88.4/24	65/0.92	2.89	90.75/35	80.75/18	90.5/21	76/0.98	83/12	51	62.84	
220	(54)	49	Maeve Marino Murray Academy : New England Region, USA	R	91.5/38.5	80/27	78.8/0.95	69/0.99	66.5/0.91	28.94	75/0.92	64/0.92	70/0.94	82/0.98	80/1	2.84	86.8/0.99	83.75/31	88.5/8.5	84.5/9	83/12	29.5	61.28	
120	(49)	50	Abigail Hayes Murray Academy : New England Region, USA	R	89.75/13	72/0.98	80.2/0.97	77/16.5	82.3/3	16.98	86.5/18.5	82/0.99	75.75/0.98	84.9/1	83.5/35	20.49	88.5/11.5	80.5/17	85/0.98	84/7.5	82/4	23	60.47	
106	(39)	51	Alice McGowan Harney Pender Keady Academy : New England Region, USA	R	91.25/36.5	67/0.94	84.1/15.5	63/0.98	90/50	52.98	83/0.99	83/1	80.75/1	79.5/0.96	80.6/10.5	2.98	87.1/0.99	76/1	87/1	84/7.5	81.5/1	2.99	58.95	
112	(67)	52	Eva Kelly Osborne : Scotland	R	88.75/0.99	81/32.5	83.1/9	57/0.95	80.3/0.98	10.98	87/21	80/0.98	76/0.98	81.2/0.98	72/0.94	2.93	88.25/7	77/3.5	90.25/19.5	88/19.5	83.75/16.5	43	56.91	
205	(42)	53	Maura Sur Lavin-Cassidy : Mid America Region, USA	R	89.5/6.5	71/0.97	76.2/0.92	50.5/0.93	79.75/0.98	2.87	83.1/0.99	90.25/34	85.75/24	88.5/26	80.1/1	51	87.25/0.99	75.5/1	82/0.98	77/0.99	80/0.99	2.97	56.84	
192	(48)	54	Etta Channels Francis & Mauriello : Mid Atlantic Region, USA	R	88.75/0.99	80.5/29.5	86/32	74/4.5	66/0.91	34.99	82.3/0.98	69.5/0.94	74.15/0.97	78/0.94	75.5/0.96	2.88	88.3/8	82.25/23	87/1	79/0.99	82.5/8.5	17.5	55.37	

# Oireachtas Rince na Cruinne 2022

## Final Result for Competition 32 : Girls 11 - 12



Notes: MW = World Medal winner : R = Recaller : Score = Judges marks : IP = Irish Points (Grid Score) : FTC = Failed To Complete : \* All Totals exclude High and Low scores

 		Ann Ash	Lisa Delaney	Isabella Fogarty	Sonia McLaughlin	Marnie O'Callaghan-Maple	1st Round Total (IP) *	David Daly	Conleth Mullian	Edward J. Murphy	Patrick J. O'Hare	Attracta Quinn	2nd Round total (IP) *	Noelle Curran	Patricia Kennelly	Angela McDonagh	Kathleen Murray	James A.M. Smith	3rd Round Total (IP) *	TOTAL IP *			
Card	Position @ recall	Final Place	Name/School	Status	ROUND 1 : Score/IP				ROUND 2 : Score/IP				ROUND 3 : Score/IP										
168	(44)	55	Keira Gilboy Tamora School : Western Region, USA	R	89/1	72/0.98	85.6/26.5	69/0.99	80/0.98	2.96	82.25/0.98	78.5/0.97	73.15/0.96	90.2/43	84.2/38	39.95	88.9/17	76.5/1	88.25/6.5	81/1	82/4	11.5	54.41
113	(52)	56	Aine Cunningham Bonner McNelis Cunningham : Cuige Uladh, Eire	R	86.5/0.95	75/0.99	82.2/0.99	77/16.5	81.3/1	2.98	82.75/0.98	86/13.5	83.5/12	86.2/7	81.2/19	32.5	88.15/5	77.75/7	93/33.5	83.5/5.5	82/4	17.5	52.98
115	(43)	57	Casey Wolf Mullane Godley : Mid America Region, USA	R	90.75/31.5	77.25/5	82.1/0.99	74/4.5	81.2/1	10.5	88/25	84.5/6.5	76.5/0.98	78.9/0.95	90/75	32.48	83.5/0.98	75/0.99	84/0.98	70/0.98	79/0.99	2.94	45.92
187	(45)	58	Leilani Dore Mullane Godley : Mid America Region, USA	R	87.5/0.97	79.5/22	83.8/13	50.5/0.93	82/2	15.97	85/9.5	86.5/15.5	81.25/1	80.3/0.97	83.4/34	26	87.4/0.99	80.25/16	85.75/0.99	80.5/1	77/0.98	2.98	44.95
185	(51)	59	Ellen Mcvey Cabe Academy : Cuige Laighean, Eire	R	85/0.93	78.5/16.5	83/6.5	69/0.99	84/11	18.49	84.6/5.5	83/1	78.5/0.99	86.9/11	81.6/23	17.5	87.8/1	81/19	87.25/1	83.5/5.5	80/0.99	7.5	43.48
217	(68)	60	Niamh Capaldi Scanlon : Midlands Region, England/Wales	R	88/0.98	66/0.94	81.8/0.99	50/0.92	80.6/0.99	2.9	86/17	85/9	73/0.96	80/0.96	75/0.96	10.92	87.9/2	72.75/0.98	90.75/22	75.5/0.98	87/30	24.98	38.81
140	(72)	61	Ella Massery Lavin-Cassidy : Mid America Region, USA	R	87.25/0.96	70.5/0.97	81.8/0.99	70/0.99	84.3/12	2.95	79.5/0.95	84.5/6.5	78.25/0.99	79/0.95	80.8/13.5	8.44	89.1/20	77.5/6	82.5/0.98	93/36.5	78.75/0.98	26.98	38.37
244	(64)	62	Claire Denham McAleer-Paulson : Mid Atlantic Region, USA	R	90.25/24	78/12	82.6/1	59/0.96	70.2/0.93	13.96	80.25/0.96	68/0.93	71.75/0.95	84/0.99	78.75/0.99	2.9	88.75/15	73.5/0.98	85.25/0.99	73.5/0.98	84.75/21	16.97	33.83
111	(62)	63	Caoimhe Moran Donna Griffin Academy : Southern Region, England	R	87.5/0.97	78.25/15	80.2/0.97	62/0.98	89.6/41	16.95	81/0.96	75.5/0.96	71.25/0.95	77.9/0.94	80.4/6.5	2.87	88.5/11.5	73.25/0.98	84.75/0.98	75/0.98	83/12	13.46	33.29
201	(55)	64	Gracie Robson Glendarragh : Midlands Region, England/Wales	R	86.75/0.95	70/0.97	83/6.5	52/0.93	82.5/4	5.92	78.3/0.94	79.5/0.98	85.25/21.5	88.8/30	78.25/0.99	23.46	86.1/0.98	73.75/0.99	80/0.98	74.5/0.98	79/0.99	2.95	32.33
194	(56)	65	Niamh Chedzoy Walshe Academy : Southern Region, England	R	88.5/0.99	77.5/7	82.7/1.2	71.5/1	85/15	9.2	92.75/45	87/17.5	65.5/0.92	85/1	76.75/0.97	19.47	87.6/1	73.5/0.98	88.5/8.5	75/0.98	80.5/0.99	2.97	31.64
109	(60)	66	Delaney Canning Yvonne Kelly Dance Academy : Eastern Region, Canada	R	88.25/0.98	74/0.98	84.8/19	60/0.97	89.1/37	20.97	82.25/0.98	75/0.96	78/0.99	75.5/0.93	70.25/0.93	2.86	86.9/0.99	75.25/0.99	90/17.5	80/0.99	82/4	5.99	29.82
238	(57)	67	Clodagh Canning Brosnan Academy : New South Wales, Australia	R	89.5/6.5	79.25/20	78/0.94	77/16.5	70.1/0.93	23.94	73/0.91	78.5/0.97	80/1	79/0.95	76.5/0.97	2.9	87.5/1	73/0.98	86.25/0.99	77/0.99	86/26.5	2.97	29.81
203	(70)	68	Delaney Belle McNaboe Doherty Petri : USA and Ireland	R	87.25/0.96	69/0.96	77.4/0.93	58.5/0.96	68.5/0.92	2.85	84.1/1	88.5/25	68.65/0.93	86.4/8	63/0.91	9.93	87.2/0.99	79/11	89.25/13	74/0.98	82/4	15.99	28.77
159	(61)	69	Athenais Selve Onórach Mulhern Geraghty : USA & Ireland	R	88/0.98	68.5/0.96	82.8/3.5	71/0.99	71.3/0.94	2.93	82/0.97	89.5/30	69.25/0.94	80/0.96	81.1/18	19.94	84.5/0.98	72.5/0.98	83/0.98	80/0.99	72/0.98	2.93	25.8
234	(73)	70	Alana Paolone Cornell : Eastern Region, Canada	R	88.75/0.99	78/12	78.4/0.95	74/4.5	78.6/0.97	6.46	79.75/0.95	78/0.97	71.5/0.95	80.3/0.97	79.25/0.99	2.89	88.1/4	78.5/10	86.75/0.99	82/1.33	83/12	15.33	24.68
222	(63)	71	Sara Nuo Chen Nina Burke : Cuige Laighean, Eire	R	84.75/0.93	66/0.94	79/0.96	72/1	74.5/0.95	2.85	80/0.95	79/0.97	84/15	88.5/26	79/0.99	16.97	86.4/0.98	74.75/0.99	87.5/1	82.5/3	81/1	2.99	22.8
183	(76)	72	Sarah Cahill Stewart School : Scotland	R	87/0.96	72/0.98	77/0.92	59.5/0.97	72/0.94	2.87	83.8/0.99	84/4	73.3/0.96	88.9/31.5	77.5/0.98	5.97	88.4/9	83.5/29.5	86/0.99	79.5/0.99	81.5/1	10.99	19.83

# Oireachtas Rince na Cruinne 2022

## Final Result for Competition 32 : Girls 11 - 12



Notes: MW = World Medal winner : R = Recaller : Score = Judges marks : IP = Irish Points (Grid Score) : FTC = Failed To Complete : \* All Totals exclude High and Low scores

						Ann Ash	Lisa Delaney	Isabella Fogarty	Sonia McLaughlin	Marnie O'Callaghan-Maple	1st Round Total (IP) *	David Daly	Conleth Mullan	Edward J. Murphy	Patrick J. O'Hare	Attracta Quinn	2nd Round total (IP) *	Noelle Curran	Patricia Kennelly	Angela McDonagh	Kathleen Murray	James A.M. Smith	3rd Round Total (IP) *	TOTAL IP *
Card	Position @ recall	Final Place	Name/School	Status	ROUND 1 : Score/IP					ROUND 2 : Score/IP					ROUND 3 : Score/IP									
131	(65)	73	Carmitta Guay Mattierin : Western Region, Canada	R	87.75/0.97	67.5/0.95	78.7/0.95	60/0.97	80.6/0.99	2.89	78.25/0.94	69/0.93	84.24/16	82.5/0.98	80.7/12	13.92	86/0.98	72/0.98	81/0.98	81.5/1	72.25/0.98	2.93	19.75	
126	(69)	74	Kylie Brennan Bell : Mid America Region, USA	R	88.25/0.98	70/0.97	77.8/0.93	51/0.93	87.2/24	2.88	82.75/0.98	85.5/11.5	82.8/8	84/0.99	79.75/1	9.99	85/0.98	85/36	85.5/0.99	78/0.99	76.5/0.98	2.95	15.83	
139	(74)	75	Teagan Emmer Emerald Isle : Mid Atlantic Region, USA	R	89.5/6.5	67/0.94	79.7/0.96	74/4.5	76.4/0.96	6.42	80.1/0.96	84/4	69.75/0.94	75/0.92	67.5/0.92	2.82	85.5/0.98	73.25/0.98	87.5/1	82/1.33	77/0.98	2.96	12.2	
123	(75)	76	Annabelle Noone Scoil Rince Fa'inne Chladach : Eastern Region, Canada	R	83.75/0.92	77.75/9	82.4/0.99	74/4.5	69.9/0.92	6.42	76.25/0.92	61.5/0.91	67.5/0.93	74/0.92	70.5/0.93	2.77	87.5/1	73/0.98	80/0.98	57/0.98	72/0.98	2.93	12.12	
181	(77)	77	Ciara Brady Campbell Brady Campbell : Mid America Region, USA		82.25/0.91	70.5/0.97	82.8/3.5	72/1	89/36	5.47	80.15/0.96	65/0.92	72.35/0.96	82.9/0.99	80.5/8.5	2.9								8.37
161	(78)	78	Payge Merritt Rochester Academy : Mid Atlantic Region, USA		87.75/0.97	77/3	77/0.92	71/0.99	87.4/26	4.97	81.6/0.97	80.5/0.98	77.25/0.98	79.3/0.96	80.6/10.5	2.94								7.9
143	(79)	79	Grace Hristova Turley Duggan : Cuige Chonnacht, Eire		88.75/0.99	77/3	81.9/0.99	67/0.98	83.4/8	4.98	83.25/0.99	66.5/0.93	69.5/0.94	82.3/0.98	74.25/0.96	2.88								7.86
190	(80)	80	Jillian Rose Drake : Southern Region, USA		87.25/0.96	71.5/0.97	81.8/0.99	54/0.94	83.5/9.5	2.93	86.75/20	77.5/0.97	66.25/0.92	81.7/0.98	80.2/2.5	4.45								7.37
251	(81)	81	Brooke Hageman The Academy : Mid America and Western Australia		87.5/0.97	71.5/0.97	79.3/0.96	49/0.92	88.9/35	2.9	89.5/30	70/0.94	73.25/0.96	85/1	80.2/2.5	4.46								7.36
108	(82)	82	Ava Holt Claddagh : Western Region, USA		87.5/0.97	64/0.93	79.7/0.96	59/0.96	80.2/0.98	2.89	80.5/0.96	83.5/1.5	84.5/17	85.5/2	71.5/0.94	4.46								7.35
133	(83)	83	Lucie Peters McGahan Lees : Southern Region, England		89.25/1.75	76.5/1	84.1/15.5	55/0.94	81.1/0.99	3.74	80/0.95	83/1	73.75/0.97	79.5/0.96	71/0.94	2.88								6.62
165	(84)	84	Piper Hough Halloran : New South Wales, Australia		90/19	65/0.93	82.7/1.2	56/0.95	70.2/0.93	3.08	80.75/0.96	79/0.97	82.25/6	80.5/0.97	79/0.99	2.93								6.01
218	(85)	85	Michaela Connolly Turley Duggan : Cuige Chonnacht, Eire		89.75/13	63/0.92	82.7/1.2	58.5/0.96	80.9/0.99	3.15	76/0.92	65/0.92	75/0.97	73/0.92	70/0.93	2.77								5.92
138	(86)	86	Kayla Pearse Bailey Scariff Academy : Cuige Chonnacht, Eire		89.25/1.75	74/0.98	78.3/0.94	68/0.98	75.2/0.96	2.92	81.75/0.97	83.5/1.5	79.75/0.99	83.5/0.99	73.75/0.96	2.96								5.88
150	(87)	87	Hollie McKey Daniel Flannagan Academy : Cuige Mumhan, Eire		86.75/0.95	64/0.93	79.4/0.96	78/20	81.4/1	2.91	83.5/0.99	80/0.98	80.5/1	81.9/0.98	77.25/0.98	2.95								5.86
240	(88)	88	Charlotte Witt Murphy Academy : New England Region, USA		88.25/0.98	73/0.98	78.8/0.95	63/0.98	85.1/16	2.94	76.75/0.93	84/4	72.75/0.96	83/0.99	75.25/0.96	2.91								5.85
130	(90)	89(T)	Neve Fraser Brady Academy : New England Region, USA		88.25/0.98	69.5/0.96	77.7/0.93	61/0.98	80.2/0.98	2.92	78.5/0.94	85/9	74/0.97	85.3/1	73.25/0.95	2.92								5.84
142	(89)	89(T)	Alana Piroch Cleary : Western Region, USA		88.25/0.98	72.5/0.98	77.1/0.93	71/0.99	81.9/1	2.96	78.1/0.94	80.5/0.98	73.8/0.97	76.3/0.93	80.3/4.5	2.89								5.84

# Oireachtas Rince na Cruinne 2022

## Final Result for Competition 32 : Girls 11 - 12



Notes: MW = World Medal winner : R = Recaller : Score = Judges marks : IP = Irish Points (Grid Score) : FTC = Failed To Complete : \* All Totals exclude High and Low scores

						Ann Ash	Lisa Delaney	Isabella Fogarty	Sonia McLaughlin	Marnie O'Callaghan-Maple	1st Round Total (IP) *	David Daly	Conleth Mullian	Edward J. Murphy	Patrick J. O'Hare	Attracta Quinn	2nd Round total (IP) *	Noelle Curran	Patricia Kennelly	Angela McDonagh	Kathleen Murray	James A.M. Smith	3rd Round Total (IP) *	TOTAL IP *
Card	Position @ recall	Final Place	Name/School	Status	ROUND 1 : Score/IP					ROUND 2 : Score/IP					ROUND 3 : Score/IP									
155	(92)	91(T)	Molly Foti Kotelnicki : Mid Atlantic Region, USA		88.5/0.99	63.5/0.92	81/0.98	63/0.98	74.3/0.95	2.91	83.25/0.99	77/0.97	66.5/0.92	78.7/0.95	80.4/6.5	2.9								5.82
237	(91)	91(T)	Aislinn Dufour Goggin-Carroll : Eastern Region, Canada		85.25/0.93	76.5/1	80/0.97	76/12.5	78.3/0.97	2.93	72/0.91	62.5/0.92	78/0.99	86.5/9	78.5/0.99	2.89								5.82
117	(93)	93	Rosemary Walker Walsh Kelley : Southern Region, USA		88.5/0.99	76/0.99	78.8/0.95	59/0.96	78.7/0.97	2.92	89.75/31	82.5/1	72.5/0.96	74.9/0.92	71.75/0.94	2.89								5.81
103	(94)	94	Aine Gaynor Claddagh Academy : Southern Region, England		86.75/0.95	70/0.97	80.2/0.97	74/4.5	69.2/0.92	2.89	82.5/0.98	74/0.95	80.25/1	80/0.96	73.5/0.95	2.9								5.79
141	(95)	95	Kristina Dawson Kidd Cieslak : Scotland		86/0.94	67.5/0.95	77.9/0.94	68/0.98	80.4/0.99	2.87	79/0.95	81/0.99	74.75/0.97	83.9/0.99	72.75/0.95	2.91								5.78
104	(98)	96(T)	Kenseth Ferrell Lavin-Cassidy : Mid America Region, USA		88.75/0.99	75.5/0.99	78.1/0.94	56/0.95	71.3/0.94	2.88	77.5/0.93	79.5/0.98	75.5/0.98	88.3/22.5	71.25/0.94	2.89								5.77
128	(100)	96(T)	Maleah Saussey Short : Eastern Region, Canada		85.5/0.94	79.5/22	80.3/0.98	50.5/0.93	79.7/0.97	2.89	77.75/0.93	61/0.91	75.25/0.98	80.9/0.97	76.75/0.97	2.88								5.77
132	(96)	96(T)	Imogen Cardno Healy-O'Donnell : North East Region, England		87.5/0.97	67/0.94	80.2/0.97	49/0.92	80.1/0.98	2.89	81.75/0.97	68.5/0.93	74.75/0.97	87.7/16	72.25/0.95	2.89								5.77
153	(97)	96(T)	Kendall Hoefer Boland : Mid Atlantic Region, USA		87.25/0.96	76/0.99	77.1/0.93	60/0.97	73.6/0.95	2.88	83.75/0.99	71/0.94	68.5/0.93	88.3/22.5	72.5/0.95	2.88								5.77
198	(99)	96(T)	Muireann Mc Padden McMorrow : Cuige Chonnacht, Eire		90.25/24	66.5/0.94	80.3/0.98	55/0.94	72.5/0.95	2.87	91.75/38	66/0.93	63/0.91	82.2/0.98	79.5/0.99	2.9								5.77
136	(102)	101(T)	Charlotte Knight Dillon-Gavin : Mid America Region, USA		86.25/0.94	68/0.95	76.1/0.92	54/0.94	71.3/0.94	2.82	80.5/0.96	79.5/0.98	81.5/3	79/0.95	80/1	2.94								5.76
243	(101)	101(T)	Anna Vicino Mulcahy Academy : New England Region, USA		86.25/0.94	70/0.97	78.2/0.94	57/0.95	78.3/0.97	2.86	74/0.91	76.5/0.96	74.5/0.97	80.5/0.97	77/0.98	2.9								5.76
157	(104)	103(T)	Emily Simmons Meghan Torno School : Mid America Region, USA		83/0.92	63/0.92	80.3/0.98	60/0.97	71.4/0.94	2.83	86.5/18.5	70/0.94	79.25/0.99	82.9/0.99	66/0.92	2.92								5.75
178	(103)	103(T)	Bronagh Fleming Scoil Uí Cheallaigh : Cuige Mumhan, Eire		82/0.91	71/0.97	81/0.98	62/0.98	81.5/1	2.93	75.25/0.92	75/0.96	70.15/0.94	75.3/0.93	81.4/21	2.82								5.75
164	(105)	105	Macy Cunningham AMDC : North East Region, England		91/34	62/0.91	78/0.94	52/0.93	81.6/1	2.87	84.5/3.5	71.5/0.95	76.75/0.98	78/0.94	71.25/0.94	2.87								5.74
221	(106)	106	Mairead Connolly Haley : New England Region, USA		83.75/0.92	68/0.95	78.4/0.95	58/0.95	79.9/0.98	2.85	79/0.95	67/0.93	71/0.95	86/5	78/0.98	2.88								5.73
250	(107)	107	Kaede Fathers Sue Fay Healy : Eastern Region, Canada		86.75/0.95	64/0.93	81.6/0.99	48/0.91	78.8/0.97	2.85	81.25/0.97	65.5/0.93	81/1	81/0.97	70.5/0.93	2.87								5.72
191	(108)	108	Grace Hafertepe Onórach Mulhern Geraghty : USA & Ireland		83.5/0.92	67/0.94	79.1/0.96	52/0.93	73/0.95	2.82	77/0.93	64.5/0.92	86.75/28	80.6/0.97	78.5/0.99	2.89								5.71

# Oireachtas Rince na Cruinne 2022

## Final Result for Competition 32 : Girls 11 - 12

Notes: MW = World Medal winner : R = Recaller : Score = Judges marks : IP = Irish Points (Grid Score) : FTC = Failed To Complete : \* All Totals exclude High and Low scores



						Ann Ash	Lisa Delaney	Isabella Fogarty	Sonia McLaughlin	Marnie O'Callaghan-Maple	1st Round Total (IP) *	David Daly	Conleth Mullian	Edward J. Murphy	Patrick J. O'Hare	Attracta Quinn	2nd Round total (IP) *	Noelle Curran	Patricia Kennelly	Angela McDonagh	Kathleen Murray	James A.M. Smith	3rd Round Total (IP) *	TOTAL IP *
Card	Position @ recall	Final Place	Name/School	Status	ROUND 1 : Score/IP					ROUND 2 : Score/IP					ROUND 3 : Score/IP									
173	(109)	109(T)	Bridget Olk Lavin-Cassidy : Mid America Region, USA		80.5/0.91	69/0.96	79/0.96	53/0.94	70/0.93	2.82	79.2/0.95	76/0.96	68.75/0.93	81.4/0.98	78.75/0.99	2.89								5.7
248	(110)	109(T)	Hannah Jones The Murphy Cunniffe Academy : Cuige Chonnacht, Eire		87.5/0.97	77.5/7	77.1/0.93	54/0.94	80.1/0.98	2.89	85/9.5	72/0.95	69/0.94	71/0.91	70/0.93	2.81								5.7
110	(115)	111(T)	Mia Anne Lambden Onórach Mulhern Geraghty : USA & Ireland		85.5/0.94	62/0.91	76.8/0.92	58/0.95	80.2/0.98	2.81	79.5/0.95	81.5/0.99	73.5/0.96	79.9/0.96	69.5/0.93	2.88								5.69
127	(114)	111(T)	Robyn Bennett Scanlon : Midlands Region, England/Wales		86.25/0.94	67.5/0.95	79.3/0.96	50/0.92	77.3/0.96	2.85	78.5/0.94	74.5/0.96	79.5/0.99	77/0.94	68/0.92	2.83								5.69
146	(113)	111(T)	Madeline Crouse McGrath Morgan Academy : Southern Region, USA		86.25/0.94	67/0.94	78.1/0.94	58/0.95	71.3/0.94	2.83	82.8/0.98	81/0.99	65.75/0.92	71/0.91	74.75/0.96	2.86								5.69
184	(112)	111(T)	Caoimhe Gaskin Mona Ni Rodaigh : Cuige Uladh, Eire		86/0.94	82/38.5	76/0.91	58/0.95	76/0.96	2.85	77.5/0.93	68.5/0.93	74.3/0.97	80/0.96	72/0.94	2.84								5.69
242	(111)	111(T)	Greta Schuknecht Inishfree : Southern Region, USA		87.75/0.97	69/0.96	76.1/0.92	56/0.95	76.9/0.96	2.87	74.5/0.92	66/0.93	72.25/0.95	78.5/0.95	79.5/0.99	2.83								5.69
160	(116)	116	Margaret Gergurich Rose Academy of Irish Dance : Western Region, USA		85.5/0.94	70/0.97	81.2/0.98	52/0.93	70.8/0.93	2.83	76/0.92	76.5/0.96	70.75/0.95	77.2/0.94	75.75/0.97	2.85								5.68
134	(118)	117(T)	Jenna Morgan Sarah Clogher : Cuige Chonnacht, Eire		86.75/0.95	66/0.94	78.1/0.94	48/0.91	78.6/0.97	2.83	75.75/0.92	67.5/0.93	76.25/0.98	88.5/26	70.75/0.93	2.84								5.67
135	(119)	117(T)	Harriet Miller-Barrett Cabe Academy : Cuige Laighean, Eire		87/0.96	65.5/0.93	77.8/0.93	53/0.94	71.4/0.94	2.81	79.65/0.95	81.5/0.99	65/0.92	76/0.93	77.5/0.98	2.86								5.67
200	(117)	117(T)	Isabella Charlton Kelly Hendry : North East Region, England		83.5/0.92	67/0.94	75.5/0.91	49/0.92	79.5/0.97	2.78	83.6/0.99	74/0.95	72.3/0.96	82.7/0.99	64.5/0.92	2.89								5.67
107	(121)	120(T)	Eilidh Hardychuk Steel : Western Region, Canada		86/0.94	66.5/0.94	78.9/0.95	58/0.95	72.8/0.95	2.84	77/0.93	73/0.95	70.75/0.95	78/0.94	69/0.93	2.82								5.66
114	(120)	120(T)	Brooke Milligan Kelly Hendry : North East Region, England		86/0.94	63.5/0.92	78.6/0.95	68/0.98	65.2/0.91	2.81	85.5/13	69/0.93	72.5/0.96	76/0.93	74.5/0.96	2.85								5.66
197	(122)	122	Alessa Rooney Flynn : Mid Atlantic Region, USA		86.5/0.95	63/0.92	79.8/0.96	50/0.92	70.6/0.93	2.8	83/0.99	64/0.92	64.75/0.92	85.8/3	72.25/0.95	2.85								5.65
180	(123)	123	Aimee Cullivan Paschal Lyons : Cuige Uladh, Eire		83.25/0.92	66.5/0.94	81/0.98	59/0.96	67/0.92	2.82	82.1/0.98	72.5/0.95	68.25/0.93	71/0.91	71.75/0.94	2.82								5.64
182	(125)	124(T)	Emma Tully O'Dwyer : New England Region, USA		80.75/0.91	64/0.93	80.1/0.97	58/0.95	71/0.93	2.82	78.5/0.94	74.5/0.96	67.75/0.93	77.7/0.94	66.5/0.92	2.81								5.63
188	(124)	124(T)	Rachel Stegner Fisher-McLeod : Western Region, USA		84/0.93	66/0.94	75/0.91	52.5/0.93	75/0.96	2.8	81.7/0.97	70.5/0.94	66.75/0.92	80.7/0.97	64/0.92	2.83								5.63
186	(127)	126(T)	Kayleigh Abell Harney Pender Keady Academy : New England Region, USA		88.5/0.99	69/0.96	78.5/0.95	51/0.93	68/0.92	2.84	78/0.94	82.5/1	66/0.92	75.6/0.93	65.5/0.92	2.78								5.62



# Oireachtas Rince na Cruinne 2022

## Final Result for Competition 32 : Girls 11 - 12

Notes: MW = World Medal winner : R = Recaller : Score = Judges marks : IP = Irish Points (Grid Score) : FTC = Failed To Complete : \* All Totals exclude High and Low scores

						Ann Ash	Lisa Delaney	Isabella Fogarty	Sonia McLaughlin	Marnie O'Callaghan-Maple	1st Round Total (IP) *	David Daly	Conleth Mullan	Edward J. Murphy	Patrick J. O'Hare	Attracta Quinn	2nd Round total (IP) *	Noelle Curran	Patricia Kennelly	Angela McDonagh	Kathleen Murray	James A.M. Smith	3rd Round Total (IP) *	TOTAL IP *
Card	Position @ recall	Final Place	Name/School	Status	ROUND 1 : Score/IP					ROUND 2 : Score/IP					ROUND 3 : Score/IP									
212	(126)	126(T)	Caitlin Hartman Burke School of Irish Dance : Mid America Region, USA		82/0.91	68/0.95	77/0.92	50.1/0.92	83.1/7	2.8	78.3/0.94	71/0.94	69.85/0.94	77/0.94	75.25/0.96	2.82								5.62
199	(130)	128(T)	Addleen Davian The Academy : Mid America and Western Australia		84/0.93	62/0.91	74/0.91	51/0.93	67.5/0.92	2.75	82.3/0.98	71/0.94	71.9/0.95	78.3/0.95	73/0.95	2.85								5.61
202	(129)	128(T)	Corah Carthas Brady Academy : New England Region, USA		85.5/0.94	64/0.93	76.5/0.92	59/0.96	74/0.95	2.82	77.3/0.93	71.5/0.95	64.5/0.91	80.7/0.97	63.5/0.91	2.79								5.61
247	(128)	128(T)	Rosie Graty Scanlon : Midlands Region, England/Wales		86.5/0.95	63/0.92	79.8/0.96	55/0.94	70.6/0.93	2.82	79.25/0.95	64.5/0.92	67/0.92	75/0.92	71/0.94	2.78								5.61
209	(131)	131(T)	Isabela Cvijic Watt : Western Region, Canada		86.25/0.94	63/0.92	79.4/0.96	60.5/0.97	65.5/0.91	2.82	76.75/0.93	70/0.94	63.5/0.91	79/0.95	62/0.91	2.78								5.6
249	(132)	131(T)	Marianna Stark Trinity Academy : Mid America Region, USA		86.5/0.95	62.5/0.92	78.3/0.94	49.5/0.92	72.3/0.94	2.81	80.75/0.96	60/0.91	70.5/0.94	71/0.91	70.75/0.93	2.79								5.6
151	(133)	133(T)	Marisa Truka The Academy : Mid America and Western Australia		84.25/0.93	62/0.91	75.5/0.91	59/0.96	77.1/0.96	2.8	81.5/0.97	73.5/0.95	64/0.91	73/0.92	67/0.92	2.79								5.59
228	(134)	133(T)	Jamison Boyd Greenway Academy : Western Region, USA		87.5/0.97	62/0.91	77.6/0.93	57/0.95	73.25/0.95	2.83	76.5/0.93	60/0.91	68/0.93	74.5/0.92	60/0.91	2.76								5.59
239	(135)	135	Erin Burke Bell : Mid America Region, USA		85.25/0.93	63/0.92	75/0.91	59/0.96	72.3/0.94	2.8	72.5/0.91	63.5/0.92	70.5/0.94	77/0.94	70.25/0.93	2.78								5.58
227	(136)	136	Tully Wilkinson O'Connor : Victoria, Australia		82.75/0.92	67/0.94	82.7/1.2	53/0.94	64/0.91	2.8	74/0.91	62/0.92	70.25/0.94	74/0.92	80.1/1	2.78								5.57
206	(137)	137	Aaliyah Trevizo Celtic Steps : Western Region, USA		82.5/0.92	65.5/0.93	76.4/0.92	49/0.92	71.5/0.94	2.77	80.1/0.96	78/0.97	64.25/0.91	75/0.92	62.5/0.91	2.79								5.56
137	(138)	138(T)	Edith Frances Harvey Kelly Hendry : North East Region, England		84.25/0.93	60/0.91	77.6/0.93	46/0.91	67.1/0.92	2.75	77.25/0.93	70.5/0.94	67.25/0.93	75.9/0.93	72.5/0.95	2.8								5.55
175	(139)	138(T)	Caitlin Norp Kilkenny : Netherlands	Aisling	80/0.91	64/0.93	77/0.92	50/0.92	65/0.91	2.75	74.75/0.92	75.5/0.96	68.25/0.93	71/0.91	72.75/0.95	2.8								5.55
124	(140)	140	Teresa Woodgate Frade Wilson-Bryson-Dennis School : Eastern Region, Canada		83.25/0.92	63/0.92	78.1/0.94	46/0.91	68.4/0.92	2.76	76.25/0.92	60/0.91	68.5/0.93	71/0.91	68.5/0.92	2.76								5.52
169	N/A	FTC	Avae O' Reilly O'Neill Blake : Cuige Uladh, Eire		88/0.98	74/0.98	84/14	71/0.99	77/0.96	2.96	0/0	0/0	0/0	0/0	0/0	0								2.96

Thank you for choosing [www.feisresults.com](http://www.feisresults.com)