


# Oireachtas Rince na Cruinne 2018



## Results for Competition 26 : Ladies 17 - 18

### Adjudicators

#### Round 1

Annette Doolan Kane  
Pat Hall  
Sean Hennigan

Denise Elebert  
Anne Hall  
Noreen McCutcheon

Chris McPartland

#### Round 2

Esther Bromley  
Liam Harney  
Miceal Hopkins

Marie Duffy Pask  
Mary Kay Heneghan  
Niall O'Leary

LuAnn O'Rourke Boyd

#### Round 3

Charmaine Chase  
Mandy Hennigan  
Kathleen Keady Walsh


Tanya Dirrane  
Hilary Joyce Owens  
Katie Maguire-McMorrow

Linda Martyn

# Oireachtas Rince na Cruinne 2018

## Final Result for Competition 26 : Ladies 17 - 18


Notes: MW = World Medal winner : R = Recaller : Score = Judges marks : IP = Irish points (Grid Score) : FTC = Failed To Complete : \* All Totals exclude High and Low scores

			Annette Doolan Kane	Denise Elebert	Pat Hall	Anne Hall	Sean Hennigan	Noreen McCutcheon	Chris McPartland	1st Round Total (IP) *	Esther Bromley	Marie Duffy Pask	Liam Harney	Mary Kay Heneghan	Micala Hopkins	Niall O'Leary	LuAnn O'Rourke Boyd	2nd Round total (IP) *	Charmaine Chase	Tanya Dirrane	Mandy Hennigan	Hilary Joyce Owens	Kathleen Keady Walsh	Katie Maguire-McMorro	Linda Martyn	3rd Round Total (IP) *	TOTAL IP *		
Card	Position @ recall	Final Place	Name/School	Status	ROUND 1 : Score/IP					ROUND 2 : Score/IP					ROUND 3 : Score/IP														
175	(1)	1	Orla Mullane Godley - Mullane Godley : Mid America Region, USA	MW	96.3/53	97/100	94/100	92/75	95/45	93.5/75	96/100	403	94.1/53	98/100	96/75	96/100	83.5/12	95/100	99/100	428	95.5/100	92/75	97/100	98/100	93/75	94/75	97/65	425	1256
181	(2)	2	Mairead Trainor - Trainor : Southern Region, England	MW	96.9/100	92/54.5	93/75	96/100	97.25/100	93.25/65	94.3/45	394.5	96.5/100	97.5/70	93/65	89.7/53	92/46	90.1/38	97.75/65	299	90.5/20.5	93/100	96.5/75	97.5/75	92.5/65	94.5/100	97.25/75	390	1083.5
202	(3)	3	Lauren Finglas - Carson-Kennedy Academy : Cuige Uladh, Eire	MW	96.6/65	92/54.5	89/36.5	89/60	96/56	95/100	94.75/53	288.5	95.5/65	96.5/56	97/100	93/75	95.5/65	98/75	345	91/24	91/65	96/60	97/60	94/100	93.5/65	97.5/100	350	983.5	
229	(4)	4	Aoife Bannigan - Ni Chearra-O'Boalain : Cuige Uladh, Eire	MW	96.5/60	95.5/75	89.4/38	83.5/41	96.75/65	85/4.5	91.7/23	227	93.1/36.5	96/50	92.35/53	89.73/56	93/53	79.7/0.98	97/56	248.5	93.5/44	90/60	96.25/65	97.25/65	92/60	87/44	96/53	282	757.5
108	(5)	5	Lauren Murray - McCormony-Bradley-Doherty : Cuige Uladh, Eire	MW	96.4/56	83.25/17	92.5/65	82.25/37	97/75	92.75/51.5	94.6/50	259.5	96/75	90.5/10	87.75/7.5	84.3/6	96/75	92.5/56	94/35	183.5	89.75/15	84.75/29	93/37.5	92/21.5	91.5/54.5	87/60	96.25/56	198.5	641.5
215	(7)	6	Gaby Stratmann - Carey Academy : Midlands Region, England/Wales	MW	95.7/43	86.5/30	87.5/26.5	58.75/0.96	94.5/39	93/58	94.8/56	194.5	90.7/16	92/19	92.5/58	89/46	87/30	91/41	96.5/50	186	95/65	89.5/53	90/24	94.5/36.5	91.5/54.5	87/64	96.75/60	248	628.5
171	(6)	7	Rachael Fraser - Rinceoiri le Cheilli : Scotland	MW	96.1/47	88/36.5	80/0.97	85/47	96.5/60	92.5/46	93.25/31.5	208	90.2/12	95.23/39	92.25/48.5	86.4/29.5	90.5/37.5	88.25/30	94.5/37	173	93.75/47	88/42	94.75/50	96.25/47	88/36	89/48.5	93/35	220.5	601.5
228	(10)	8	Marisa Wick-Joseph - Wick : Western Region, USA	MW	95.1/35	88/36.5	91.8/56	81.5/35	89/5	90.75/39	94.9/60	201.5	88.6/0.99	90.5/10	92.25/48.5	90/65	92/46	84.25/18.5	82/0.98	123.99	95.25/75	88.75/47	90/24	96.5/51.5	90.5/50	89/48.5	95.75/50	247	572.49
216	(8)	9	Clara McGivern - Lorraine Scallon : Cuige Uladh, Eire	MW	95.3/37	94/65	79/0.96	88/53	94.75/42	81.5/0.97	95/65	197.97	93.7/44	93.25/26.5	92/43	87/37	82.5/5.5	91.5/45	92/29	179.5	89/9	87/37	94.6/47	92.75/25	89/39	84.1/26	92.25/32	159	536.47
186	(11)	10	Lucy Lynch - O'Neill Geraghty : Cuige Laighean, Eire	MW	96.2/50	87.5/34	87/24	80.25/32	95.75/53	92.75/51.5	93.5/34	201.5	89.6/2	93/24	90/24	86.5/33	90.5/37.5	81.6/1	96/44	120.5	93.25/40	87.5/38.5	93.6/43	96.75/56	89.75/43	85.75/34.5	95.5/47	211.5	533.5
233	(13)	11	Jodi Millar - Rinceoiri le Cheilli : Scotland	MW	95.4/38	89/44	86.9/21.5	72.5/4	90/13.5	92.25/43	93.3/33	149	91.5/27.5	96.25/53	92.5/58	84/3	75/0.97	81.25/0.99	96.75/53	137.49	92/30	89/50	93/37.5	96.5/51.5	90.25/47	90/54.5	95/45	231	517.49
142	(12)	12	Liam McGrath - Sylvan Kelly : Cuige Chonnacht, Eire	MW	95.6/41	84.5/21	88/31	74.2/11	92.25/31	81.5/0.97	93.6/35	129	89.2/1	95.75/46	91.5/37	85.9/16	92.5/50	90.5/39	90.75/24.5	162.5	94.75/60	86/33.5	92.75/36	95/40	87.5/35	86/36	93.5/37	184	475.5
246	(9)	13	Eimear Enright - Taylor : Cuige Uladh, Eire	MW	93.4/23	88.25/38.5	91.5/53	71.75/1	92/29.5	89.75/33.5	95.5/75	177.5	92/29	91/13.5	89.25/19.5	88/43	86.5/28.5	90/37	97.5/60	157	89/9	85.5/31	89.75/20	79/2	84.75/22	84/24.5	90.75/28	103.5	438
169	(20)	14	Erin-Louise Reynolds - Butler-Fearon-O'Connor : Eastern Canada & Western USA	MW	89.9/0.99	85.5/26	88.4/32	87/50	93/34	93/58	90.75/13	155	86.7/0.98	90/4	89.5/21.5	86.2/22	80.0/99	84.3/20	93.75/34	68.49	93.5/44	86/33.5	95/56	94.25/35	90/45	86.5/38.5	84.25/10	196	419.49
157	(22)	15	Annalise Carter - Reel Eire : Southern Region, England	MW	92.4/10	89/44	88.9/34.5	80/30	94.75/42	84.5/1	85.5/0.96	117.5	89.2/1	93.75/29.5	87.75/7.5	85.8/12.5	91.5/42	79.3/0.98	92.5/31	81.5	92/30	87.5/38.5	91.3/31	94.5/36.5	88.5/37	86.25/37	94/39	180	379
121	(15)	16	Joanne Mooney - David Moore : Cuige Laighean, Eire	MW	93.8/28	87.25/32.5	91.1/50	70.75/0.99	94/36.5	84.75/2.5	94.1/39	138.5	91.1/24	94.5/35.5	91.25/34	86.4/29.5	89.5/99	85.25/22	93.5/33	142.5	90.5/20.5	78/3	92/33.5	90.25/13	82.5/34	83.16/5	91/29	93	374
222	(25)	17	Regan McDermott - Legacy Irish Dance Academy : Southern Region, USA	MW	93.3/22	81.75/12	88.9/34.5	82/36	84.5/0.97	87.75/24	91.3/17.5	110	90.8/17	91.75/18	92/43	86.7/35	79/0.99	81.0/99	87.5/11.5	82.49	94.25/56	86.75/35.5	87/9	95.75/45	82.5/34	84.3/30	92/31	175.5	367.99
105	(24)	18	Sophie Grey - Rochester Academy : Mid Atlantic Region, USA	MW	95.2/36	78.75/0.99	86.7/20	88.5/56	95.25/47	89/30	89.3/1	134	95/60	90.75/12	87.25/33	86.4/29.5	72.5/0.96	76.25/0.94	88.5/16	59.79	93/37.5	89.75/56	90.3/27	90/12	89.5/41	86.5/38.5	90.5/27	171	364.79
179	(19)	19	Kerri Betz - Broesler : Mid Atlantic Region, USA	MW	94.1/31	88.25/38.5	87.5/26.5	91/65	95.5/50	89.75/33.5	93.25/31.5	184.5	86.1/0.98	90.5/10	84.25/0.97	81/0.97	89.5/35	80.5/0.99	91.75/28	40.93	92.5/33.5	84/27.5	89.75/20	90.75/15.5	86/27.5	86.75/41	86.75/20	128.5	353.93
164	(23)	20	Aoife Buckley - Elaine Kavanagh : Cuige Laighean, Eire	MW	95.9/45	82/13	85.2/12	81/34	90.5/18.5	81.5/0.97	91/15	92.5	91/22	93.25/26.5	87.5/4.5	86.3/26	82/2.5	86.25/24	92.25/30	103	92.5/33.5	83.5/23.5	91/29.5	93.75/31.5	84.5/21	85/31	93.25/36	149	344.5
196	(16)	21	Nicoletta Bremer Summa - Dunleavy Boyle Bremer : New England Region, USA	R	91.4/1	81.5/11	89.8/41	80.5/33	91.5/25.5	77/0.93	91.6/21.5	92	92.7/33	95/38	91/30.5	86.5/33	74/0.97	92/53	93/32	166.5	88/2.5	82.75/19.5	89.25/16	90.75/15.5	86.1/29	76/3	87.25/22	76	334.5
147	(17)	22	Hannah Logar - Whelan Academy : Western Region, USA	R	93/17	85.25/0.97	90.1/45	78/24	92/29.5	92/41	94/38	157	91.4/26	93/24	90.5/26	84.6/71	71.5/0.95	81.3/0.99	95/39	83.99	88.5/5.5	81.75/17	92/33.5	85/4.5	86.75/32	85.5/19.5	86.5/19	93	333.99
123	(28)	23	Rachel M Hand - Scoll Rince Clann McCaul : Cuige Uladh, Eire	R	95.5/39	71.5/0.94	84/13	73.5/8	89.25/7.5	80.5/0.96	94.25/43	56.46	91.3/25	73/0.92	91/30.5	87.5/41	84.5/19	77.7/0.96	96.25/47	116.46	90.75/22	84/27.5	92.3/35	94/33.5	81.25/11	90/54.5	94.25/41	159	331.92
188	(21)	24	Rhiannon Joel - Mulvenna Academy : Cuige Uladh, Eire	R	92.7/13.5	87.75/35	85.5/13	76.5/18	88/0.99	90/35.5	86.5/0.97	80.49	93.4/40	95.75/46	86/0.98	86/19.5	84/15.5	86/23	94.25/36	134	92.75/35.5	83/21.5	85/6	94.75/38	79.25/6	83.9/23	90.25/26	112	326.49
116	(14)	25	Roisin Kelly - Stephanie Power : Cuige Chonnacht, Eire	R	84.1/0.92	89.25/47	90.7/47	78.75/27	85.75/0.97	88.5/27.5	85.6/0.96	103.43	93.3/38	95.5/42	90.75/27.5	87.3/38	94.5/60	89.8/36	87/9	181.9	90.25/19	79/8	84/4	88.5/7	79.5/7	78.5/9	83.5/7.5	78.5	323.43
160	(18)	26	Hailey Hopkins - Celtic Steps : Western Region, USA	R	92.6/12	74.5/0.96	85/8	70/0.99	90/13.5	82.25/0.98	93/29	35.47	94.3/56	81.75/0.96	90.25/25	89.75/60	93.5/56	94/75	84.5/0.99	197.99	89.5/13.5	80.5/13	89/14.5	93.5/29.5	83/15	82.75/15	85.25/14	72	305.46
232	(32)	27	Peig O' Connor - Lorraine Duggan : Cuige Mumhan, Eire	R	85.5/0.94	76.25/0.97	92/60	69/0.99	90.5/18.5	81.25/0.97	89.7/4	25.43	92.2/30	84.75/0.98	91.5/37	86.4/29.5	89/34	89.5/34	80/0.98	128.48	91/24	85.75/32	94/45	95.5/43	86.25/13	83.8/22	88.5/24	145	298.91
167	(33)	28	Katherine Schwyn - The Academy : Mid America Region, USA	R	93.9/29	80/3.5	79/0.96	84.25/45	91.2/23	85.25/6.5	87.75/0.99	62.99	88/0.99	96.75/60	89.75/23	86.25/23.5	83/8.5	82.8/5.5	90.75/24.5	85	92.75/35.5	82.75/19.5	93.5/41	93.5/29.5	83.75/18	83.5/19.5	92.75/34	138	285.99
204	(31)	29	Caitlyn Reilly Maurer - Doherty Petri : USA, UK and Ireland	R	90.6/0.99	78.5/0.99	85/8	65.5/0.98	91.25/24	80.75/0.97	87.3/0.98	11.94	91/22	94.75/37	91.5/37	86/19.5	77/0.98	87.25/27	96/44	142.5	94/51.5	81.25/15	88.75/13	95/40	83.25/16	84.25/27	92.5/33	131	285.44
136	(27)	30	Seana Isaac - Lynn O'Grady Quinlan : Mid Atlantic Region, USA	R	89.8/0.98	79/0.99	85.6/14	73.75/9	87.5/0.98	92.5/46	90.6/10.5	35.48	91.1/36.5	94/31.5	89/16	86.3/26	90/36	82.5/2	94.75/38	146	91.5/27	83.5/23.5	90.25/26	91/17	79.75/8	81.5/12	85/13	91.5	272.98
150	(29)	31	Megan Boddy - Kelly Hendry : North East Region, England	R	92.2/9	84/19	86/17.5	83/39	88.75/2.5	86/13.5	91.25/16	75	90.2/12	92.75/21.5	90.75/27.5	86.25/23.5	83/8.5	92.75/60	84/0.99	93	91.75/28	78.5/6	89.6/18	91.25/18	83.5/17	84.5/28.5	86.25/18	99	267
154	(35)	32	Chloe Williams - Broesler : Mid Atlantic Region, USA	R	92.1/8	80.25/5	80/0.97	54/0.93	88/0.99	83/0.99	86.25/0.97	8.92	90.7/5	86.25/0.99	91.75/39	85.89/14	88/33	91.7/50	95.75/41	134.5	92.25/32	78/3	93.2/39	91.75/20	84/20	84.5/28.5	85.5/15	115.5	258.92
230	(44)	33	Katie Louise Coates - Kidd : Midlands Region, England/Wales	R	88.1/0.97	73.5/0.99	86/17.5	76.25/17	94/36.5	83.5/0.99	88.8/1	37.46	93.8/48.5	91.5/17	87/1	85.9/16	85.5/24.5	78.3/0.97	77/0.96	59.46	89.75/35.5	89.8/22	93.75/31.5	88.75/38	85.75/34.5	94.75/43	161.5	258.42	
140	(36)	34	Sophie Prevost - Goggin-Carroll : Eastern Region, Canada	R	86.4/0.95	78/0.98	89/36.5	72.4/3	87.5/0.99	85.75/11.5	93.8/37	52.97	92.6/32	90.5/27	89.5/21.5	86.8/16	82.5/7.4	88/14	80	93.25/40	80/11	89.75/20	93.25/28	86.5/31	82/13	91.5/30	122	254.97	

# Oireachtas Rince na Cruinne 2018

## Final Result for Competition 26 : Ladies 17 - 18


Notes: MW = World Medal winner : R = Recaller : Score = Judges marks : IP = Irish Points (Grid Score) : FTC = Failed To Complete : \* All Totals exclude High and Low scores

			Annette Doolan Kane	Denise Eiebert	Pat Hall	Anne Hall	Sean Hennigan	Noreen McCutcheon	Chris McPartland	1st Round Total (IP) *	Esther Bromley	Marie Duffy Pask	Liam Harney	Mary Kay Heneghan	Mical Hopkins	Niall O'Leary	LuAnn O'Rourke Boyd	2nd Round total (IP) *	Charmaine Chase	Tanya Dirrane	Mandy Hennigan	Hilary Joyce Owens	Kathleen Keady Walsh	Katie Maguire-McMorroy	Linda Martyn	3rd Round Total (IP) *	TOTAL IP *			
Card	Position @ recall	Final Place	Name/School	Status	ROUND 1 : Score/IP					ROUND 2 : Score/IP					ROUND 3 : Score/IP															
145	(49)	49	Kasey Van Doran - Flynn : Mid Atlantic Region, USA	R	90.7/0.99	72/0.94	80/0.97	62/0.97	70/0.92	83/0.99	88/0.99	4.85	91.5/27.5	84.75/0.98	87/1	84.25/5	84.5/19	91.1/43	90/22.5	75	89.25/11.5	78/3	90.6/28	89/8	77/2	77.25/7.5	86/17	47	126.85	
131	(51)	50	Ellie King - Teelin School : Southern Region, USA		94.4/34	81/9	81/0.98	76.75/19	91/21.5	81.75/0.98	89.6/3	53.48	81.4/0.94	79/0.95	88.5/13	83.1/1	78/0.98	83.3/11.5	86.5/6.5	20.93										74.4
115	(52)	51	Ciara Coyle - Holly & Kavanagh : Cuige Laighean, Eire		93.6/25.5	77.75/0.98	85/8	70.25/0.99	87.25/0.99	78.5/0.95	91.8/24	34.96	81.5/0.94	92.75/21.5	87/1	83.4/1	81.5/1	84.25/18.5	88.75/17	38.49										73.45
125	(53)	52	Riley Cronin - Lynn O'Grady Quinlan : New England Region, USA		85.3/0.94	80/3.5	84.5/3	62.75/0.97	82/0.95	77.75/0.94	83/0.93	6.79	93.4/40	93.75/29.5	86.75/0.99	86.3/26	67/0.92	78.2/0.96	87/9	66.46										73.25
194	(54)	53	Darcey Nock - Carey Academy : Midlands Region, England/Wales		92.9/16	83.5/18	82/0.98	61.25/0.97	90.25/15.5	83.5/0.99	92/25	51.48	88.8/1	90/4	87/1	85.5/11	82/2.5	73/0.92	89/18	19.49										70.97
168	(55)	54	Olivia Hanselman - Inishfree : New England Region, USA		93.1/18	86/28	80/0.97	63.25/0.97	89.5/10	85.7/9	87/0.98	38.95	87/0.99	95.5/42	84/0.96	85.99/18	78/0.98	77.65/0.96	83.5/0.99	21.92										60.87
220	(56)	55	Camryn Ross - Watt : Western Region, Canada		87.8/0.96	80.75/7.5	69/0.92	77.25/21	85.5/0.97	88/25	93.2/30	55.44	83.9/0.96	74/0.92	86.5/0.99	81.5/0.97	72/0.96	78.25/0.97	81/0.98	4.84										60.27
174	(57)	56	Emma Dunne - McCarthy Murphy : Cuige Uladh, Eire		92.5/11	84.75/22	86/17.5	71.25/1	86/0.98	90.5/38	83/0.93	52.47	85.6/0.98	78.25/0.94	80.5/0.95	75.75/0.93	91.5/42	80.75/0.99	73.5/0.95	4.8										57.27
166	(58)	57	Eleanor Payne - Scanlon : Midlands Region, England/Wales		86.1/0.95	71/0.93	76/0.94	68/0.98	91.5/25.5	80.25/0.96	90.25/9	12.83	89.9/5	79.5/0.95	87.25/1.33	86.1/21	97/100	83.6/15	78.75/0.97	43.3										56.14
130	(59)	58	Ellie Conlon - Sharon Taylor : Scotland		92.7/13.5	79/0.99	86.9/21.5	70.8/0.99	89.75/11.5	88.75/29	87.7/0.99	48.49	79.5/0.93	91.25/15.5	83.75/0.96	79.8/0.95	73/0.96	81.75/1	79.5/0.97	4.84										53.33
148	(60)	59	Cristiona O'Kane - McConomy : Cuige Uladh, Eire		93.2/20	71.25/0.94	77/0.95	72/1	90.3/17	85/4.5	86/0.96	24.41	89.9/5	85.75/0.99	89.25/19.5	81.8/0.98	87.5/31.5	76.4/0.94	85.25/1	27.46										51.87
176	(61)	60	Kassidy Sharits - Claddagh : Western Region, USA		85.4/0.94	68/0.92	71/0.92	68.25/0.99	84.75/0.97	75/0.92	78/0.91	4.68	90.1/9.5	81.75/0.96	86.25/0.99	82.9/0.99	87.5/31.5	88.5/31	85/1	43.47										48.15
133	(62)	61	Alexis Farnsworth - Scariff-Gilleghlan : Western Region, USA		89.5/0.98	77.75/0.98	87/7.28	68.75/0.99	89.75/11.5	88.5/0.96	41.95	81.4/0.94	85.25/0.98	86.75/0.99	86.5/33	73/0.96	78.15/0.96	84.5/0.99	4.89											46.84
153	(63)	62	Michaela Mason - Carey SW : New South Wales, Australia		87.3/0.96	85/23	83/0.99	77/20	77/0.93	82/0.98	85.25/0.95	23.88	85.5/0.97	86.5/0.99	89/16	82.4/0.99	86.5/28.5	71.75/0.92	83.25/0.99	19.94										43.82
208	(64)	63	Megan O'Keefe - McClanahan : Mid America Region, USA		85.2/0.93	80.5/6	83/0.99	56/0.94	81.5/0.95	83.75/0.99	89.2/1	4.87	89.1/1	94.5/35.5	91.25/34	79.75/0.95	74.5/0.97	79.5/0.98	79/0.97	37.92										42.79
205	(65)	64	Mandy Ausman - Mulhern : Mid America Region, USA		88.4/0.97	76.5/0.97	77/0.93	53.25/0.99	86.5/0.98	76.5/0.93	86.4/0.97	4.77	90.9/19	72/0.92	84/0.96	79.5/0.95	84.5/19	83.5/14	86/2.5	37.41										42.18
102	(66)	65	Roisin Nash - Kidd : Midlands Region, England/Wales		91.5/2	86.25/29	84/0.93	51.5/0.95	90.25/15.5	82/0.98	91.3/17.5	36.98	83/0.96	83/0.97	85.25/0.97	79.7/0.95	82/2.5	80/0.98	74.5/0.95	4.84										41.81
138	(67)	66	Colleen Corcoran - Mullane Godley : Mid America Region, USA		86.3/0.95	80.75/7.5	79/0.96	65/0.98	80.25/0.94	80.75/0.97	92.2/26.5	11.35	85.7/0.98	89.25/1	87/1	84.9/9	84/15.5	80/0.98	89.75/20.5	27.48										38.83
190	(68)	67	Regina Hernandez - Clann Kelly : Southern Region, USA		87.2/0.96	77/0.97	84/1	52/0.92	83.5/0.96	78.25/0.94	86.75/0.98	4.81	91/22	87.5/0.99	77.5/0.93	84.7/8	85.5/24.5	79.2/0.97	75.5/0.96	32.92										37.74
183	(69)	68	Christine Murphy - Lorraine Duggan : Cuige Mumhan, Eire		91.9/6	77.25/0.98	74/0.93	76/16	93.5/35	81/0.97	87/0.97	24.93	84.2/0.97	88.75/1	87.5/4.5	83/0.99	86/26.5	80/0.98	86.25/4.5	11.97										36.91
195	(70)	69	Bebe Duffus - Burke-Conroy : Mid America Region, USA		91.3/1	74.25/0.96	85.7/15	60.25/0.96	86.5/0.98	81.75/0.98	83.75/0.94	4.87	92.5/31	82/0.96	87.5/4.5	82.5/0.99	85/22	79.25/0.97	83/0.99	29.45										34.32
231	(71)	70	Samantha Callinan - Southern Academy : Southern Region, USA		88.3/0.97	72.5/0.94	81/0.98	73.25/7	89/5	81/0.97	86.4/0.97	8.89	84.1/0.96	73.25/0.92	89/16	80/0.95	71/0.95	89.75/35	86.5/6.5	25.37										34.25
212	(72)	71	Ailison McManus - Sarah Clogher : Cuige Chonnacht, Eire		87.4/0.96	72.5/0.94	74/0.93	55.25/0.94	83.5/0.96	79/0.95	85.3/0.96	4.75	87/0.99	93/24	89/16	80.2/0.96	75/0.97	77.25/0.95	87/9	27.92										32.67
134	(73)	72	Niamh O'Connor - Mona Ni Rodaigh : Cuige Uladh, Eire		88.7/0.97	81.25/10	82/0.98	74.5/13	88.75/2.5	84.75/2.5	87.3/0.98	16.97	88.6/0.99	93.5/28	86.25/0.99	83.9/2	83/8.5	76.1/0.93	78.5/0.97	13.45										30.41
155	(74)	73	Kaitlyn Jesionowski - Drake : Southern Region, USA		92/7	75/0.96	77/0.95	59.25/0.96	86.75/0.98	87/20	87/0.98	10.88	86.1/0.98	87.5/0.99	88.25/12	84.2/4	83.5/12	81.2/0.99	80/0.98	18.96										29.84
156	(75)	74	Sierra McNall - Trinity : Mid America Region, USA		86.9/0.96	72.75/0.95	74/0.93	61/0.96	73/0.93	83.25/0.99	87.25/0.98	4.78	82.8/0.95	83.25/0.97	92/43	85.1/10	74/0.97	83.3/11.5	76/0.96	24.4										29.18
106	(76)	75	Kaitlin Ratcliff - Mulhern : Mid America Region, USA		91.6/3	77.25/0.98	81/0.98	75.75/15	87/0.98	83/20	89.2/0.92	20.94	88.1/0.99	81.25/0.96	86.25/0.99	82/0.98	83.5/12	77.8/0.96	72.5/0.95	4.87										25.81
238	(77)	76	Molly Fitzgerald - Stephanie Power : Cuige Chonnacht, Eire		90/0.99	78.25/0.99	85/8	72.25/2	87.75/0.99	77.5/0.94	88.6/0.99	5.96	89.5/1	91.25/15.5	81.25/0.95	80.3/0.96	81.5/1	76.5/0.94	88/14	17.9										23.86
234	(78)	77	Emilija Lizins - McDade-Cara : Mid Atlantic Region, USA		91.4/1	82.5/15	80/0.97	64.75/0.98	87.75/0.99	82.25/0.98	88.9/1	4.95	89.9/5	88.5/1	91/30.5	81.6/0.98	69.5/0.94	83.25/10	78/0.97	17.94										22.89
182	(79)	78	Julliana Bremer Summa - Dunleavy Boyle Brenner : New England Region, USA		91.2/1	76/0.97	76/0.94	79/28.5	88.25/1	77.25/0.94	86.5/0.97	4.87	83.1/0.96	85.5/0.98	91.25/34	85.8/12.5	74/0.97	79.4/0.98	84.75/0.99	16.42										21.3
185	(80)	79	Peyton Wade - Celtic Academy : Mid America Region, USA		93.2/20	78.75/0.99	82/0.98	65.25/0.98	70/0.92	82.5/0.98	86.75/0.98	4.91	90.2/12	86/0.99	85.75/0.98	85.9/16	74/0.97	79.6/0.98	82.75/0.98	15.93										20.84
146	(81)	80	Mae Javois - Mulhern : Mid America Region, USA		88/0.97	75.75/0.96	76/0.94	63/0.97	72.5/0.92	77/0.93	83/0.93	4.73	86.4/0.98	81.75/0.96	88/10	81.8/0.98	73.5/0.97	91.6/47	85.5/1	13.92										18.66
173	(82)	81	Meghan Crownhart - Celtic Steps : Western Region, USA		88.8/0.98	71.5/0.94	78/0.95	63.5/0.97	73/0.93	86.25/15.5	82/0.92	4.77	85.2/0.97	78.25/0.94	77/0.93	79.25/0.95	83/8.5	88.75/32	76.5/0.96	12.32										17.09
244	(83)	82	Maddie Fest - Inishfree : Southern Region, USA		85.8/0.94	71.25/0.94	83/0.99	53.75/0.93	89.25/7.5	85.5/9	87.2/0.98	11.35	81.7/0.94	87/0.99	85.5/0.98	81.5/0.97	73/0.96	76.6/0.94	69.5/0.94	4.8										16.15
192	(84)	83	Eve Louise Holloran - Sharon Taylor : Scotland		89.1/0.98	74/0.96	69/0.92	49/0.91	79.5/0.94	82.75/0.99	81/0.92	4.71	90/7.5	84/0.97	78/0.93	80/0.95	73/0.96	87/26	75/0.96	11.35										16.06
237	(85)	84	Jill Stephen - McEvogue Academy : North East Region, England		91.8/5	79.5/1	77/0.95	58/0.95	83.25/0.96	86.25/15.5	84.7/0.95	8.86	75.8/0.92	77/0.94	76/0.93	77.5/0.94	66.5/0.92	82.25/1	64/0.93	4.65										13.51
139	(86)	85	Grace Kellihier - Brady Academy : New England Region, USA		89.2/0.98	78.75/0.99	84.3/2	71.2/1	89.3/9	84.25/11	88.6/0.99	5.98	80.3/0.93	80.5/0.95	86.75/0.99	76.75/0.94	76.5/0.98	82.1/1	79/0.97	4.83										10.8
120	(87)	86	Catherine Liberta - Broesler : Mid Atlantic Region, USA		84.9/0.93	77.5/0.98	68/0.92	50.75/0.92	80.75/0.94	78.75/0.95	86.7/0.97	4.71	79.2/0.93	94.25/33.5	87.25/1.33	74.5/0.93	72/0.96	74.25/0.92	81.5/0.98	5.12										9.83
225	(88)	87	Mackenzie LeBrun - Doyle Corrigan : Eastern Region, Canada		85.1/0.93	75.75/0.96	85/8	64.5/0.98	81.75/0.95	84/1	88.1/0.99	4.87	87.1/0.99	90/4	81/0.95	83/0.99	73.5/0.97	78.1/0.96	69/0.94	4.86										9.73
240	(89)	88	Lucia Cammarota - Kennelly School : Western Region, USA		84.4/0.92	79/0.99	86/17.5	71.5/1	84.75/0.97	78/0.94	85.6/0.96	4.86	85.1/0.97	89																

# Oireachtas Rince na Cruinne 2018

## Final Result for Competition 26 : Ladies 17 - 18

Notes: MW = World Medal winner : R = Recaller : Score = Judges marks : IP = Irish Points (Grid Score) : FTC = Failed To Complete : \* All Totals exclude High and Low scores

				Annette Doolan Kane	Denise Eiebert	Pat Hall	Anne Hall	Sean Hennigan	Noreen McCutcheon	Chris McPartland	1st Round Total (IP) *	Esther Bromley	Marie Duffy Pask	Liam Harney	Mary Kay Heneghan	Mical Hopkins	Niall O'Leary	LuAnn O'Rourke Boyd	2nd Round total (IP) *	Charmaine Chase	Tanya Dirrane	Mandy Hennigan	Hilary Joyce Owens	Kathleen Keady Walsh	Katie Maguire-McMorroy	Linda Martyn	3rd Round Total (IP) *	TOTAL IP *
Card	Position @ recall	Final Place	Name/School	Status	ROUND 1 : Score/IP							ROUND 2 : Score/IP							ROUND 3 : Score/IP									
221	(98)	97	Cece Joyce - Morgan : North West Region, England		91/1	72.25/0.94	68/0.92	61.5/0.97	88.5/1	76/0.93	87.6/0.98	4.82	86.3/0.98	73.5/0.92	86/0.98	78.5/0.94	72/0.96	77.2/0.95	85.5/1	4.81								9.62
103	(99)	98	Hannah Nunn - Roberts Academy : South Australia		87.9/0.97	79.25/1	83.5/0.99	52.75/0.93	87.5/0.99	80/0.96	84.5/0.94	4.85	75.4/0.92	77.25/0.94	84.5/0.97	81.4/0.97	70/0.94	77.3/0.95	70.5/0.94	4.74								9.59
206	(100)	99	Mia Williamson - Scoll Rince I Muir : North East Region, England		90.4/0.99	73.75/0.96	84/1	59.5/0.96	82/0.95	87.5/23	82.25/0.93	4.85	82.3/0.95	81/0.95	80/0.94	72/0.92	70/0.94	79/0.97	65/0.93	4.72								9.57
200	(101)	100	Alice Craig - McGahan Lees : Southern Region, England		86.8/0.96	67/0.92	77/0.95	52.25/0.92	83/0.96	79/0.95	90/6.5	4.73	84.9/0.97	85/0.98	85/0.97	79/0.94	67/0.92	83/7	76/0.96	4.83								9.56
161	(102)	101	Shannon Karlok - Heritage Irish Dance Company : Mid Atlantic Region, USA		86.4/0.95	70.75/0.93	78/0.95	58.25/0.95	71/0.92	79.25/0.95	85/0.95	4.74	83/0.96	83/0.97	85.5/0.98	81/0.97	70/0.94	76.2/0.94	89.75/20.5	4.81								9.55
114	(104)	102	Kate O'Leary - Marie Moore : Mid Atlantic Region, USA		85.3/0.94	73.25/0.95	80/0.97	65.75/0.97	87/0.98	76/0.93	86.4/0.97	4.81	81.1/0.94	82.5/0.97	79.75/0.94	80.7/0.96	72.5/0.96	75.5/0.93	68.5/0.94	4.73								9.54
165	(103)	102	Nell Allison - Louise Curran : Cuige Chonnacht, Eire		87.1/0.96	67.5/0.92	77/0.95	55/0.94	72.5/0.92	79.75/0.96	88.75/1	4.72	82.1/0.95	79.75/0.95	83/0.96	83/0.99	73.5/0.97	78.75/0.97	80.75/0.98	4.82								9.54
214	(106)	102	Chloe McLaughlin - Caroline Greene School : Scotland		85.9/0.94	76.5/0.97	75/0.94	56.25/0.94	86/0.98	78/0.94	84.2/0.94	4.74	85.6/0.98	82.75/0.97	81/0.95	80.7/0.96	71/0.95	79.75/0.98	70/0.94	4.8								9.54
235	(105)	102	Lucy Springmeyer - Richens/Timm : Mid America Region, USA		89/0.98	73.25/0.95	75/0.94	67/0.98	81/0.94	79.25/0.95	85.2/0.95	4.77	89.7/3	82.5/0.97	75/0.93	79.5/0.95	67/0.92	81.5/0.99	67/0.93	4.77								9.54
177	(108)	106	Gabrielle Sharp - Inishfree : Southern Region, USA		86.6/0.95	74.75/0.96	71.9/0.93	65/0.98	83/0.96	78/0.94	79.5/0.92	4.73	81.1/0.94	81.5/0.96	82.25/0.95	82.7/0.99	81/1	77.15/0.95	72/0.95	4.79								9.53
191	(107)	106	Celidh Eckton - Blakey : Western Region, Canada		86/0.94	75.75/0.96	79/0.96	64/0.97	81/0.94	76.25/0.93	85.25/0.95	4.76	86.6/0.98	80/0.95	72/0.92	75.75/0.93	82/2.5	78.8/0.97	68/0.93	4.77								9.53
163	(110)	108	Dana Parry - Knock : Western Region, Canada		86.7/0.95	70/0.93	75/0.94	57/0.95	73/0.93	80/0.96	83.25/0.93	4.7	83.3/0.96	84/0.97	84.75/0.97	79.88/0.95	67.5/0.93	82.2/1	77.25/0.97	4.82								9.52
170	(109)	108	Sierra Sander - McDonald : Mid Atlantic Region, USA		84.8/0.93	73.25/0.95	78/0.95	73/6	81/0.94	77.75/0.94	80/0.92	4.71	88.7/1	75/0.93	78.5/0.94	81.25/0.97	78/0.98	82.8/5.5	65/0.93	4.81								9.52
184	(111)	108	Colleen Swift - Mulvihill-Lynch : Mid Atlantic Region, USA		87.9/0.97	68.5/0.93	73/0.93	53/0.93	82/0.95	75.75/0.93	80/0.92	4.66	83.5/0.96	85.5/0.98	84/0.96	82.4/0.99	79.5/0.99	78.55/0.97	69/0.94	4.86								9.52
129	(113)	111	Allison Salvetti - Marie Moore : Mid Atlantic Region, USA		84.4/0.92	71.75/0.94	79/0.96	62.5/0.97	87/0.98	82.5/0.98	85.4/0.96	4.81	81/0.94	81/0.95	83.75/0.96	73.25/0.92	68.5/0.93	76.3/0.94	70/0.94	4.7								9.51
197	(112)	111	Brenna Allore - Goggin-Carroll : Eastern Region, Canada		84.3/0.92	73/0.95	73/0.93	62.25/0.97	84.75/0.97	79.5/0.96	84.3/0.94	4.74	84.3/0.97	83.5/0.97	83.25/0.96	80.9/0.96	67/0.92	78/0.96	62/0.92	4.77								9.51
141	(114)	113	Patricia McLeer - Drake : Southern Region, USA		84.3/0.92	72.75/0.95	81/0.98	55.25/0.94	82.5/0.95	83.75/0.99	84.1/0.94	4.75	82.6/0.95	79.25/0.95	73/0.92	78.75/0.94	71/0.95	78.5/0.97	71/0.94	4.73								9.49
109	(115)	114	Gillian Crowe - McLaughlin : Scotland		82.9/0.91	77.5/0.98	79/0.96	51.5/0.92	83/0.96	80.25/0.96	86.4/0.97	4.77	81.2/0.94	76.5/0.94	79/0.94	82/0.98	71.5/0.95	77.6/0.95	67.5/0.93	4.73								9.48
152	(115)	114	Caitlin Burke - Connolly Academy : New England Region, USA		87/0.96	76.75/0.97	72/0.93	74/10	69.5/0.92	79/0.95	84.5/0.94	4.75	84.1/0.96	75.75/0.93	84.25/0.97	78.25/0.94	70/0.94	73.5/0.92	74/0.95	4.73								9.48
112	(117)	116	Madison Metheny - Hunt : Southern Region, USA		84.4/0.92	68.75/0.93	81/0.98	77.75/23	81/0.94	84/0.94	84/0.94	4.72	79/0.93	80.75/0.95	82.75/0.95	72.5/0.92	69/0.94	83.4/13	83.5/0.99	4.76								9.47
128	(118)	116	Sara Zack - Celidh : Russia		84.1/0.92	68.5/0.93	80/0.97	55/0.94	84.25/0.97	79.5/0.96	87.2/0.98	4.76	79.4/0.93	85/0.98	79/0.94	77.25/0.94	68/0.93	83.75/16	62.5/0.92	4.71								9.47
119	(120)	118	Lauren Robison - Kelly Hendry : North East Region, England		86.4/0.95	69.75/0.93	80/0.97	57.75/0.95	86.5/0.98	81/0.97	82.3/0.93	4.77	77/0.92	80/0.95	79.25/0.94	76.5/0.93	69.5/0.94	75/0.93	76.5/0.96	4.69								9.46
209	(119)	118	Hannah Mitchell - Inishfree : Southern Region, USA		89.7/0.98	77/0.97	79/0.96	54.75/0.94	77/0.93	78.25/0.94	85.1/0.95	4.76	82.4/0.95	75/0.93	78/0.93	78/0.94	66/0.92	77/0.95	74/0.95	4.7								9.46
137	(122)	120	Gaby Regan - Claddagh Academy : Southern Region, England		86/0.94	79.5/1	72/0.93	57/0.95	83.25/0.96	82.75/0.99	84.2/0.94	4.77	75.3/0.92	75.25/0.93	72/0.92	76.25/0.93	70/0.94	75.8/0.93	61.5/0.92	4.63								9.41
178	(121)	120	Amy Craig - Kilkenny : Netherlands		89.3/0.98	69/0.93	70/0.92	51.25/0.92	69/0.92	85.5/9	86/0.96	4.71	75.5/0.92	76.75/0.94	84.5/0.97	77/0.94	70/0.94	75.1/0.93	74.75/0.96	4.7								9.41
124	(123)	122	Jessica Elliott - Matthews : Midlands Region, England/Wales		85.1/0.93	68/0.92	76/0.94	56.75/0.95	78/0.94	75/0.92	86/0.96	4.68	81.3/0.94	82.75/0.97	86/0.98	74.75/0.93	67/0.92	77.4/0.95	68.5/0.94	4.72								9.4
243	(124)	122	Cailin Bubb - Lynn-O'Grady Quinlan : Mid Atlantic Region,		85.3/0.94	66.75/0.92	75/0.94	60.75/0.96	80/0.94	81/0.97	85.6/0.96	4.73	80.9/0.93	84.25/0.98	80/0.94	71/0.92	72/0.96	71/0.92	60/0.91	4.66								9.4
149	(125)	124	Siobhan Doolin - Loughran : North West Region, England		86.3/0.95	70.5/0.93	78/0.95	59/0.96	73/0.93	78/0.94	84/0.94	4.71	81.6/0.94	81.5/0.96	73/0.92	73.25/0.92	66/0.92	75.9/0.93	75/0.96	4.68								9.39
126	(126)	125	Jessica Allen - McRobbin : North West Region, England		84.1/0.92	67.5/0.92	77/0.95	59.75/0.96	67/0.91	73.75/0.92	86.5/0.97	4.66	79.1/0.93	86.75/0.99	77/0.93	72.75/0.92	68.5/0.93	82/1	63.5/0.92	4.71								9.36
227	(127)	126	Megan Sweeney - Rochester Academy : Mid Atlantic Region, USA		84.6/0.93	73.5/0.95	78/0.95	53/0.93	69.5/0.92	74/0.92	82.7/0.93	4.65	82.7/0.95	74.5/0.93	81.5/0.95	77/0.94	67/0.92	75.25/0.93	66/0.93	4.67								9.32
113	(128)	127	Amanda Farinha - Robinson : South Africa		84.3/0.92	72.25/0.94	68/0.92	50.5/0.92	73.5/0.93	74.75/0.92	85.3/0.96	4.63	82.5/0.95	77.75/0.94	74.5/0.93	75/0.93	70/0.94	76.7/0.94	65.5/0.93	4.68								9.31
198	(129)	128	Rebecca Rowlinson - Rogers : North West Region, England		85.6/0.94	67.25/0.92	69/0.92	54.25/0.93	76/0.93	75.5/0.93	83.2/0.93	4.64	82/0.95	76/0.93	74/0.92	73/0.92	69/0.94	74/0.92	73/0.95	4.66								9.3
101	(130)	129	Tamsyn Brace - King : North West Region, England		85.7/0.94	68.25/0.92	69/0.92	56.5/0.95	91.75/27.5	75.25/0.92	81.6/0.92	4.66	76/0.92	73/0.92	75/0.93	73.5/0.92	68/0.93	76.9/0.95	63/0.92	4.62								9.28
117	(132)	129	Chevy Harrison - Aaron Crosbie & Co : Southern Region, England		83.9/0.91	68.25/0.92	66/0.91	52.5/0.92	82/0.95	77/0.93	85.1/0.95	4.64	75.6/0.92	75.75/0.93	80/0.94	75.5/0.93	68.5/0.93	72.25/0.92	60.5/0.92	4.63								9.28
172	(131)	129	Maria Javed - Carey Academy : North West Region, England		86.5/0.95	71/0.93	73/0.93	51/0.92	70/0.92	78.5/0.95	78/0.91	4.65	75.6/0.92	72/0.92	72.75/0.92	80.75/0.96	67.5/0.93	76.65/0.94	63/0.92	4.63								9.28
226	(133)	132	Linda Maria Gans - Rafter : Austria		84.5/0.93	78/0.98	70/0.92	54/0.93	73/0.93	72.5/0.92	83.2/0.93	4.64	83.4/0.96	71.75/0.92	71/0.92	74/0.92	68/0.93	72/0.92	68/0.93	4.62								9.26
159	(134)	133	Sarah Jeffery - DanceTrax : South Africa		84.7/0.93	66.5/0.91	79/0.96	50/0.92	68/0.92	72.0/91	81.5/0.92	4.6	75.1/0.92	81.75/0.96	71/0.92	80.4/0.96	66/0.92	74.3/0.92	62/0.92	4.63								9.23
189	(135)	134	Shauna Murray - Stephanie Power : Cuige Chonnacht, Eire		84.2/0.92	66/0.91	60/0.91	48/0.91	60/0.91	71/0.91	73/0.91	4.56	73/0.91	78.5/0.94	70/0.91	71.5/0.92	77/0.98	70.25/0.91	61/0.92	4.61								9.17
207	(136)	135	Megan Towell - Robinson : South Africa		84/0.91	66.25/0.91	79/0.96	48/0.91	66/0.91	71/0.91	64/0.91	4.57	75/0.92	71/0.91	72/0.92	70/0.91	68/0.93	74.5/0.92	60/0.91	4.59								9.15
162	(26)	FTC	Niamh Neale - Doherty Petri : USA, UK and Ireland	R	96.7/75	78.25/0.99	82/0.98	71/0.99	94.25/38	75.5/0.94	94.5/47	87.96	93/34.5	97.5/70	82/0.95	89/46	85/22	79.8/0.98	85.75/1	104.48	0/0	0/0	0/0	0/0	0/0	0/0	0	192.45
210	N/A	FTC	Madeline Mulken - Murray Academy : New England Region, USA		92.8/15	75.5/0.96	84/1	58.5/0.96	80.5/0.94	82/0.98	90.7/12																	